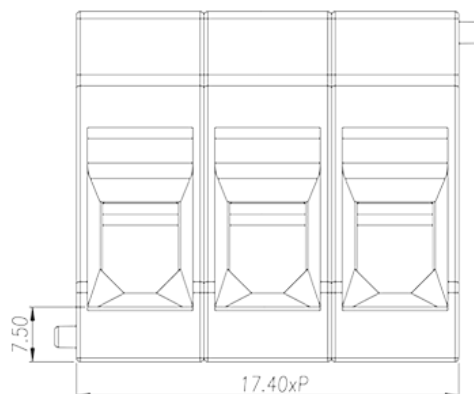


0220-10XX

NEMA Terminal Blocks > Panel Mounting

Date:2024-05-05



The web catalog is for reference only. Dinkle remains the right of product modification and engineering change of the design.
The final product is made according to engineering drawing.

Product Description

Pitch : 17.40mm, 600V, 115A

General information

Short description	Barrier terminals blocks, Panel Mounting
Category	Panel Mounting
Pitch (mm)	17.40
Color	Black (default)
Connection method	Screw connection
Type of locking	Panel mounting
Length (mm)	17.40*P+7
Width (mm)	60
Height (mm)	48

Material information

Insulation material	PA66
Insulation material group	I
Flame retardant rating , compliant with UL94	V0
Conductor material	Copper Alloy
Plating of conductor surface	Tinned

Connection data-IEC

Rated voltage (V)	630
Rated current (A)	125
Rated voltage (II/2)(V)	1000
Rated voltage (III/2) (V)	1000
Rated voltage (III/3)(V)	630
Rated impulse voltage (II/2)(KV)	8
Rated impulse voltage (III/2)(KV)	8
Rated impulse voltage (III/3)(KV)	8
Conductor cross section solid. min (mm ²)	16
Conductor cross section solid.max (mm ²)	35
Conductor cross section stranded. min (mm ²)	16
Conductor cross section stranded. max (mm ²)	35
Conductor cross section flexible, with min ferrule without plastic sleeve (mm ²)	16
Conductor cross section flexible, with min ferrule with plastic sleeve (mm ²)	16
2 conductors with same cross section, solid, max (mm ²)	16
2 conductors with same cross section, stranded, max (mm ²)	16
Screw thread	M6
Slotted screwdriver size (Blade thickness x Width)(mm)	1.0x5.5
Philips screwdriver size	PH2
Rated torque (N.m)	Front : 4.5N·mBack : 2N·m
Recommend tightening torque. min (N.m)	2.5
Recommend tightening torque. max (N.m)	3
Stripping Length (mm)	15~16mm

Connection data-UL

Rated voltage (UL/CUL Group B)(V)	600
Rated current (UL/CUL Group B)(A)	115
Rated voltage (UL/CUL Group C)(V)	600
Rated current (UL/CUL Group C)(A)	115
Min. solid wire connection (AWG) acc. to UL/CUL	6
Max. solid wire connection AWG acc. to UL/CUL	2
Min. stranded wire connection AWG acc. to UL/CUL	6

Max. stranded wire connection AWG acc. to UL/CUL

2

Environment & Safety

Back of the hand protection (YES or NO)	YES
Finger protection (YES or NO)	NO
Operating temperature. max (°C)	115
Operating temperature. min (°C)	-40

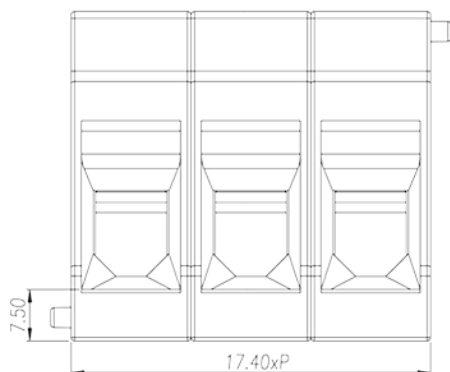
UL Recognized

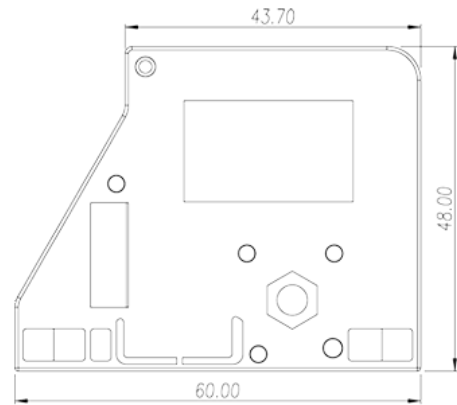
Wire Range (Group B)(AWG)	6~2
Rated voltage (Group B)(V)	600
Rated current (Group B)(A)	115
Wire Range (Group C)(AWG)	6~2
Rated voltage (Group C)(V)	600
Rated current (Group C)(A)	115

CUL Recognized

Wire Range (Group B)(AWG)	6~2
Rated voltage (Group B)(V)	600
Rated current (Group B)(A)	115
Wire Range (Group C)(AWG)	6~2
Rated voltage (Group C)(V)	600
Rated current (Group C)(A)	115

Drawings





Approvals

