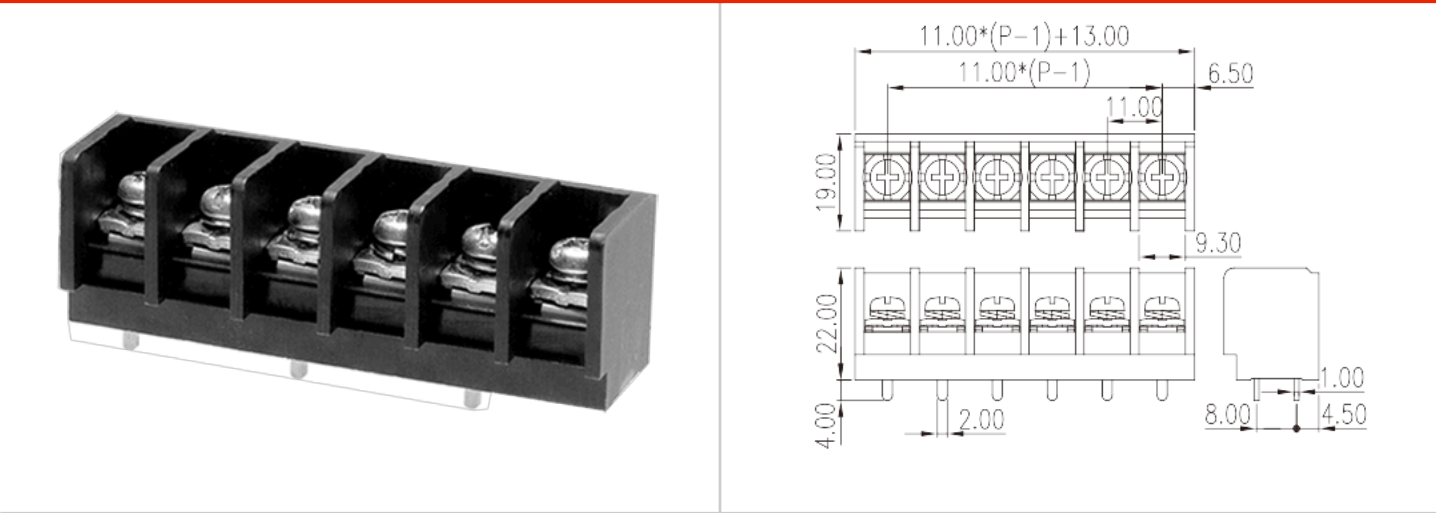


# 0167-50XX

Barrier Terminal Blocks > Single Row

Date:2024-05-05Version:1.1



The web catalog is for reference only. Dinkle remains the right of product modification and engineering change of the design.  
The final product is made according to engineering drawing.

## Product Description

Pitch: 11.00mm, M4, 600V, 30A/50A

## General information

Short description	Barrier terminal blocks, Screw connection
Category	Single Row
Pitch (mm)	11.00
Color	Black (default)
Connection method	Screw connection
Type of locking	Without
Pin demensions (Thickness x Width)(mm)	1.0x2.0
PCB hole diameter (mm)	1.3x2.4
Level	Single Row

## Material information

Insulation material	PBT
Insulation material group	IIIa
Flame retardant rating , compliant with UL94	V0
Insulation resistance	□1000MΩ at DC 500V
Conductor material	COPPER ALLOY

Plating of conductor surface

Tin PLATED

## Connection data-IEC

Rated voltage (V)	1000
Rated current (A)	41
Rated voltage (II/2)(V)	1000
Rated voltage (III/2) (V)	1000
Rated voltage (III/3)(V)	800
Rated impulse voltage (II/2)(KV)	8
Rated impulse voltage (III/2)(KV)	8
Rated impulse voltage (III/3)(KV)	8
Conductor cross section solid. min (mm <sup>2</sup> )	0.5
Conductor cross section solid.max (mm <sup>2</sup> )	6
Conductor cross section stranded. min (mm <sup>2</sup> )	0.5
Conductor cross section stranded. max (mm <sup>2</sup> )	6
2 conductors with same cross section, solid, min (mm <sup>2</sup> )	0.5
2 conductors with same cross section, solid, max (mm <sup>2</sup> )	4
2 conductors with same cross section, stranded, min (mm <sup>2</sup> )	0.5
2 conductors with same cross section, stranded, max (mm <sup>2</sup> )	4
Screw thread	M4
Slotted screwdriver size (Blade thickness x Width)(mm)	1.0x5.5
Philips screwdriver size	PH2
Rated torque (N.m)	1.8
Recommend tightening torque. min (N.m)	1.2
Recommend tightening torque. max (N.m)	1.8
Stripping Length (mm)	10~11

## Connection data-UL

Rated voltage (UL/CUL Group B)(V)	600
Rated current (UL/CUL Group B)(A)	30/50 (With Ring or Fork terminals)
Rated voltage (UL/CUL Group C)(V)	600
Rated current (UL/CUL Group C)(A)	30/50 (With Ring or Fork terminals)
Min. solid wire connection (AWG) acc. to UL/CUL	22
Max. solid wire connection AWG acc. to UL/CUL	10/8

Min. stranded wire connection AWG acc. to UL/CUL	22
Max. stranded wire connection AWG acc. to UL/CUL	10/8

## Environment & Safety

Back of the hand protection (YES or NO)	YES
Operating temperature. max (°C)	120
Operating temperature. min (°C)	-40

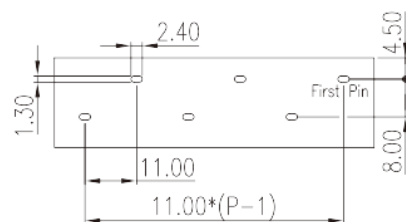
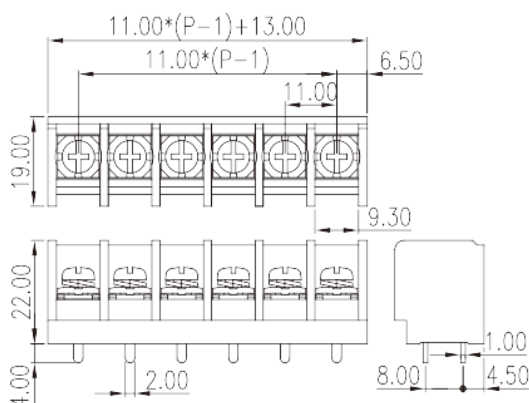
## UL Recognized

Wire Range (Group B)(AWG)	22~10 / 8
Rated voltage (Group B)(V)	600
Rated current (Group B)(A)	30/50 (With Ring or Fork terminals)
Wire Range (Group C)(AWG)	22~10 / 8
Rated voltage (Group C)(V)	600
Rated current (Group C)(A)	30/50 (With Ring or Fork terminals)

## CUL Recognized

Wire Range (Group B)(AWG)	22~10 / 8
Rated voltage (Group B)(V)	600
Rated current (Group B)(A)	30/50 (With Ring or Fork terminals)
Wire Range (Group C)(AWG)	22~10 / 8
Rated voltage (Group C)(V)	600
Rated current (Group C)(A)	30/50 (With Ring or Fork terminals)

## Drawings



## Approvals

---

