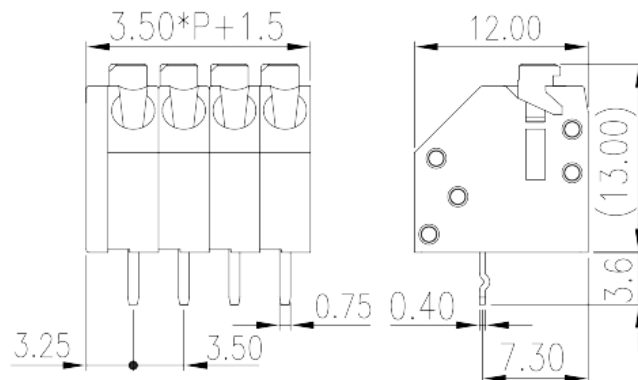


0136-21XX

PCB Terminal Blocks > PCB Terminal Blocks

Date:2024-05-03Version:V1



The web catalog is for reference only. Dinkle remains the right of product modification and engineering change of the design.
The final product is made according to engineering drawing.

Product Description

Pitch : 3.50 mm, 300V, 6A

General information

Short description	PCB Terminal Blocks, Push-in Design
Category	PCB Terminal Blocks
Pitch (mm)	3.50
Color	Grey (default)
Connection method	Push in design
Type of locking	Without
Soldering method	Wave soldering
Length (mm)	$3.50 \times (P-1) + 5.0$
Width (mm)	12
Height (mm)	13
Pin dimensions (Thickness x Width)(mm)	0.4x0.75
PCB hole diameter (mm)	1
Number of positions	02P~24P
Level	Single level

Material information

Insulation material	PA
Insulation material group	I
Flame retardant rating , compliant with UL94	V0
Insulation resistance	□500MΩ at DC 500V
Conductor material	COPPER ALLOY
Plating of conductor surface	Tin PLATED

Connection data-IEC

Rated voltage (V)	250
Rated current (A)	8
Rated voltage (II/2)(V)	400
Rated voltage (III/2) (V)	250
Rated voltage (III/3)(V)	200
Rated impulse voltage (II/2)(KV)	2.5
Rated impulse voltage (III/2)(KV)	2.5
Rated impulse voltage (III/3)(KV)	2.5
Conductor cross section solid. min (mm²)	0.2
Conductor cross section solid.max (mm²)	0.75
Conductor cross section stranded. min (mm²)	0.5
Conductor cross section stranded. max (mm²)	0.75
Conductor cross section flexible, with min ferrule without plastic sleeve (mm²)	0.25
Conductor cross section flexible, with max ferrule without plastic sleeve (mm²)	0.75
Conductor cross section flexible, with min ferrule with plastic sleeve (mm²)	0.25
Conductor cross section flexible, with max ferrule with plastic sleeve (mm²)	0.5
Slotted screwdriver size (Blade thickness x Width)(mm)	0.4x2.5
Stripping Length (mm)	8~9

Connection data-UL

Rated voltage (UL/CUL Group B)(V)	300
Rated current (UL/CUL Group B)(A)	6
Rated voltage (UL/CUL Group D)(V)	300
Rated current (UL/CUL Group D)(A)	6
Min. solid wire connection (AWG) acc. to UL/CUL	28

Max. solid wire connection AWG acc. to UL/CUL	16
Min. stranded wire connection AWG acc. to UL/CUL	28
Max. stranded wire connection AWG acc. to UL/CUL	16

Environment & Safety

Finger protection (YES or NO)	YES
Operating temperature. max (°C)	120
Operating temperature. min (°C)	-40

UL Recognized

Wire Range (Group B)(AWG)	28~16(SOL)
Rated voltage (Group B)(V)	300
Rated current (Group B)(A)	6
Wire Range (Group D)(AWG)	28~16(SOL)
Rated voltage (Group D)(V)	300
Rated current (Group D)(A)	6

CUL Recognized

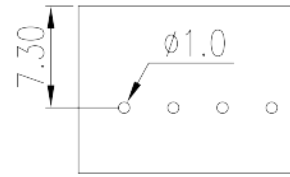
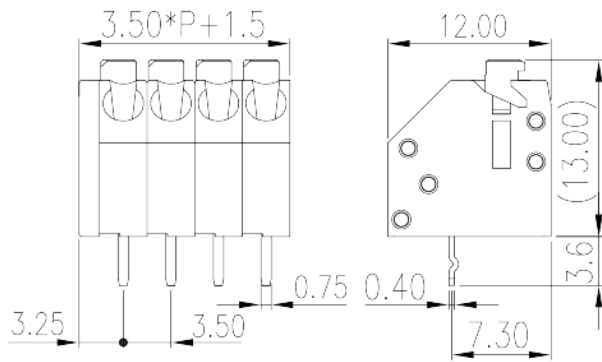
Wire Range (Group B)(AWG)	28~16(SOL)
Rated voltage (Group B)(V)	300
Rated current (Group B)(A)	6
Wire Range (Group D)(AWG)	28~16(SOL)
Rated voltage (Group D)(V)	300
Rated current (Group D)(A)	6

VDE Approval

Wire Range (mm ²)	0.2~0.75
Rated voltage (V)	130
Rated current (A)	8

Drawings

--	--



Approvals

