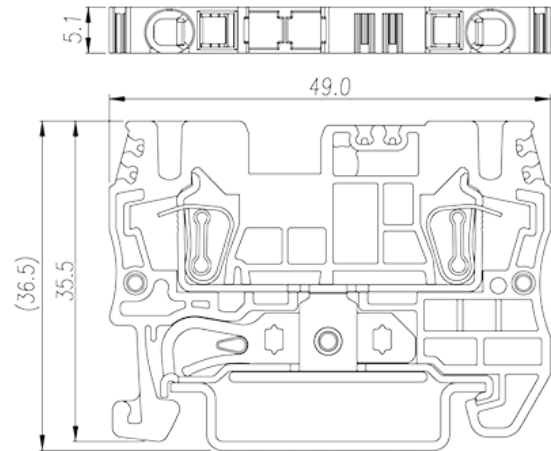



# AK2.5-PE

DIN Rail Terminal Blocks > Spring Clamp Connection

Date:2026-04-02Version:1.1



The web catalog is for reference only. Dinkle remains the right of product modification and engineering change of the design. The final product is made according to engineering drawing.

## Product Description

Green-Yellow (default)

## General information

|                   |   |
|-------------------|---|
| Short description | DIN Rail terminal blocks, Grounding terminal blocks |
| Category          | Grounding terminal blocks                           |
| Color             | Green-Yellow (default)                              |
| Connection method | Spring Clamp Connection                             |
| Type of locking   | Rail Mounting                                       |
| Length (mm)       | 49  |
| Width (mm)        | 5.1   |
| Height (mm)       | 35.5  |
| Level             | Single level  |
| Connection points | 2   |

## Material information

|  |    |
|--|----|
| Insulation material                          | PA |
| Insulation material group                    | I  |
| Flame retardant rating , compliant with UL94 | V0 |

|                       |                                     |
|-----------------------|-------------------------------------|
| Insulation resistance | $\geq 500\text{M}\Omega$ at DC 500V |
|-----------------------|-------------------------------------|

## Connection data-IEC

|  |         |
|--|---------|
| Rated impulse voltage (III/3)(KV)  | 8       |
| Conductor cross section solid. min (mm <sup>2</sup> )  | 0.2     |
| Conductor cross section solid.max (mm <sup>2</sup> )   | 4       |
| Conductor cross section stranded. min (mm <sup>2</sup> )                                     | 0.2     |
| Conductor cross section stranded. max (mm <sup>2</sup> )                                     | 2.5     |
| Conductor cross section flexible, with min ferrule without plastic sleeve (mm <sup>2</sup> ) | 0.25    |
| Conductor cross section flexible, with max ferrule without plastic sleeve (mm <sup>2</sup> ) | 1.5     |
| Conductor cross section flexible, with min ferrule with plastic sleeve (mm <sup>2</sup> )    | 0.25    |
| Conductor cross section flexible, with max ferrule with plastic sleeve (mm <sup>2</sup> )    | 1.5     |
| Slotted screwdriver size (Blade thickness x Width)(mm)                                       | 0.6x3.5 |
| Stripping Length (mm)  | 10      |
| Mounting rail  | TS-35   |
| End cover plate required   | YES     |
| Grounding connections  | YES     |

## Connection data-UL

|  |    |
|--|----|
| Min. solid wire connection (AWG) acc. to UL/CUL  | 30 |
| Max. solid wire connection AWG acc. to UL/CUL    | 12 |
| Min. stranded wire connection AWG acc. to UL/CUL | 30 |
| Max. stranded wire connection AWG acc. to UL/CUL | 12 |

## Environment & Safety

|   |     |
|---|-----|
| Back of the hand protection (YES or NO) | YES |
| Finger protection (YES or NO)           | YES |
| Operating temperature. max (°C)         | 120 |
| Operating temperature. min (°C)         | -40 |

## UL Recognized

|                           |       |
|---------------------------|-------|
| Wire Range (Group B)(AWG) | 30~12 |
| Wire Range (Group C)(AWG) | 30~12 |

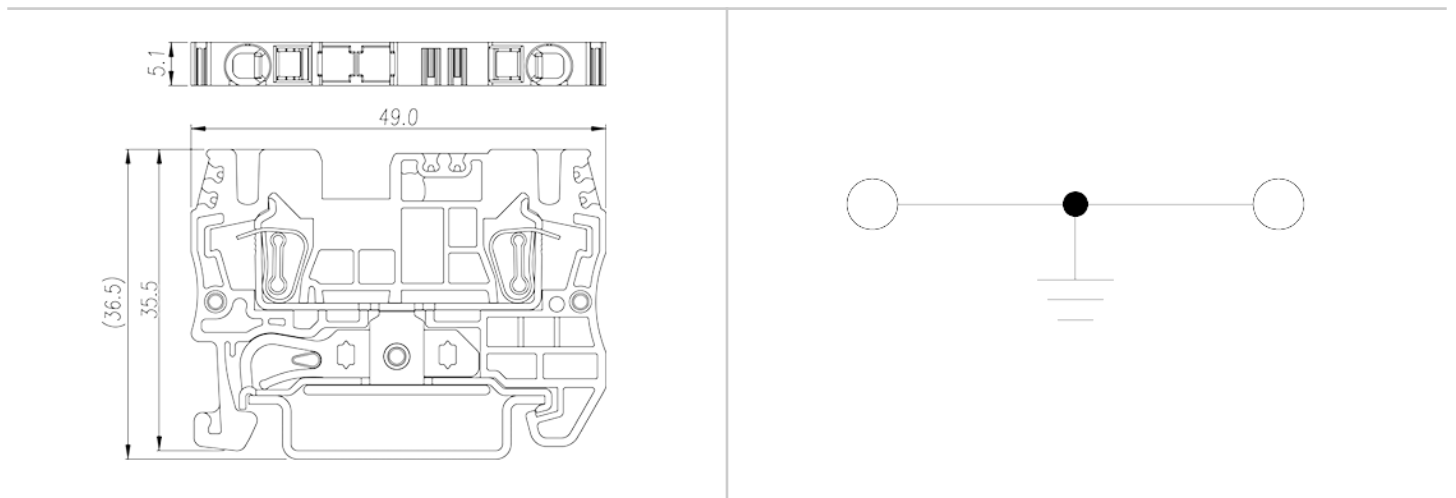
## CUL Recognized

|                           |       |
|---------------------------|-------|
| Wire Range (Group B)(AWG) | 30~12 |
| Wire Range (Group C)(AWG) | 30~12 |

## VDE Approval

|                               |         |
|-------------------------------|---------|
| Wire Range (mm <sup>2</sup> ) | 0.2~2.5 |
|-------------------------------|---------|

## Drawings



## Approvals

