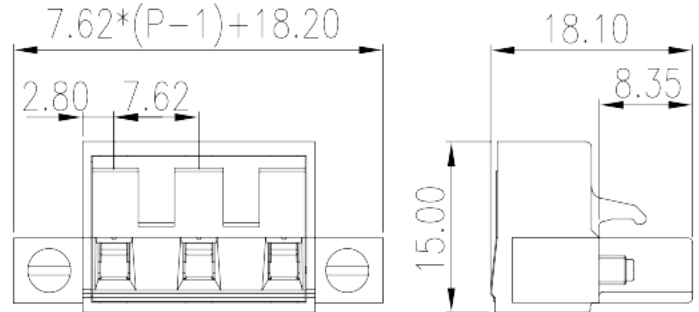



# 3ESDVM-XXP

PCB Terminal Blocks &gt; PCB Connector-Plug

Date:2026-07-05Version:1.1



The web catalog is for reference only. Dinkle remains the right of product modification and engineering change of the design. The final product is made according to engineering drawing.

## Product Description

Pitch : 7.62 mm, 300V, 15A

## General information

|                     |  |
|---------------------|--|
| Short description   | PCB Connector – Plug, Screw Connection |
| Category            | PCB Connector – Plug                   |
| Pitch (mm)          | 7.62                                   |
| Color               | Green (default)                        |
| Connection method   | Screw connection                       |
| Type of locking     | With screw flange                      |
| Length (mm)         | $7.62*(P-1)+18.20$                     |
| Width (mm)          | 18.1                                   |
| Height (mm)         | 15                                     |
| Number of positions | 02P~12P                                |
| Level               | Single level                           |

## Material information

|  |    |
|--|----|
| Insulation material                          | PA |
| Insulation material group                    | I  |
| Flame retardant rating , compliant with UL94 | V0 |

|                              |                   |
|------------------------------|-------------------|
| Insulation resistance        | □500MΩ at DC 500V |
| Conductor material           | COPPER ALLOY      |
| Plating of conductor surface | Tin PLATED        |

## Connection data-IEC

|   |      |
|---|------|
| Rated voltage (V)   | 800  |
| Rated current (A)   | 18   |
| Rated voltage (II/2)(V)   | 800  |
| Rated voltage (III/2) (V)   | 630  |
| Rated voltage (III/3)(V)  | 630  |
| Rated impulse voltage (II/2)(KV)  | 6    |
| Rated impulse voltage (III/2)(KV)   | 6    |
| Rated impulse voltage (III/3)(KV)   | 6    |
| Conductor cross section solid. min (mm <sup>2</sup> )   | 0.2  |
| Conductor cross section solid.max (mm <sup>2</sup> )  | 2.5  |
| Conductor cross section stranded. min (mm <sup>2</sup> )  | 0.2  |
| Conductor cross section stranded. max (mm <sup>2</sup> )  | 2.5  |
| Conductor cross section flexible, with min ferrule without plastic sleeve (mm <sup>2</sup> )              | 0.25 |
| Conductor cross section flexible, with max ferrule without plastic sleeve (mm <sup>2</sup> )              | 2.5  |
| Conductor cross section flexible, with min ferrule with plastic sleeve (mm <sup>2</sup> )                 | 0.25 |
| Conductor cross section flexible, with max ferrule with plastic sleeve (mm <sup>2</sup> )                 | 2.5  |
| 2 conductors with same cross section, solid, min (mm <sup>2</sup> )                                       | 0.2  |
| 2 conductors with same cross section, solid, max (mm <sup>2</sup> )                                       | 1.5  |
| 2 conductors with same cross section, stranded, min (mm <sup>2</sup> )                                    | 0.2  |
| 2 conductors with same cross section, stranded, max (mm <sup>2</sup> )                                    | 1.5  |
| 2 conductors with same cross section flexible, with min ferrule without plastic sleeve (mm <sup>2</sup> ) | 0.25 |
| 2 conductors with same cross section flexible, with max ferrule without plastic sleeve (mm <sup>2</sup> ) | 0.75 |
| 2 conductors with same cross section flexible, min twin ferrules with plastic sleeve (mm <sup>2</sup> )   | 0.5  |
| 2 conductors with same cross section flexible, max twin ferrules with plastic sleeve (mm <sup>2</sup> )   | 1.5  |

|  |         |
|--|---------|
| Screw thread   | M2.5    |
| Slotted screwdriver size (Blade thickness x Width)(mm) | 0.6x3.5 |
| Philips screwdriver size                               | PH1     |
| Rated torque (N.m)                                     | 0.5     |
| Tightening torque with flange. max (N.m)               | 0.3     |
| Stripping Length (mm)                                  | 7~8     |

## Connection data-UL

|  |     |
|--|-----|
| Rated voltage (UL/CUL Group B)(V)                | 300 |
| Rated current (UL/CUL Group B)(A)                | 15  |
| Rated voltage (UL/CUL Group D)(V)                | 300 |
| Rated current (UL/CUL Group D)(A)                | 10  |
| Min. solid wire connection (AWG) acc. to UL/CUL  | 28  |
| Max. solid wire connection AWG acc. to UL/CUL    | 12  |
| Min. stranded wire connection AWG acc. to UL/CUL | 30  |
| Max. stranded wire connection AWG acc. to UL/CUL | 12  |

## Environment & Safety

|                                 |     |
|---------------------------------|-----|
| Finger protection (YES or NO)   | YES |
| Operating temperature. max (°C) | 120 |
| Operating temperature. min (°C) | -40 |

## UL Recognized

|                            |       |
|----------------------------|-------|
| Wire Range (Group B)(AWG)  | 30~12 |
| Rated voltage (Group B)(V) | 300   |
| Rated current (Group B)(A) | 15    |
| Wire Range (Group D)(AWG)  | 30~12 |
| Rated voltage (Group D)(V) | 300   |
| Rated current (Group D)(A) | 10    |

## CUL Recognized

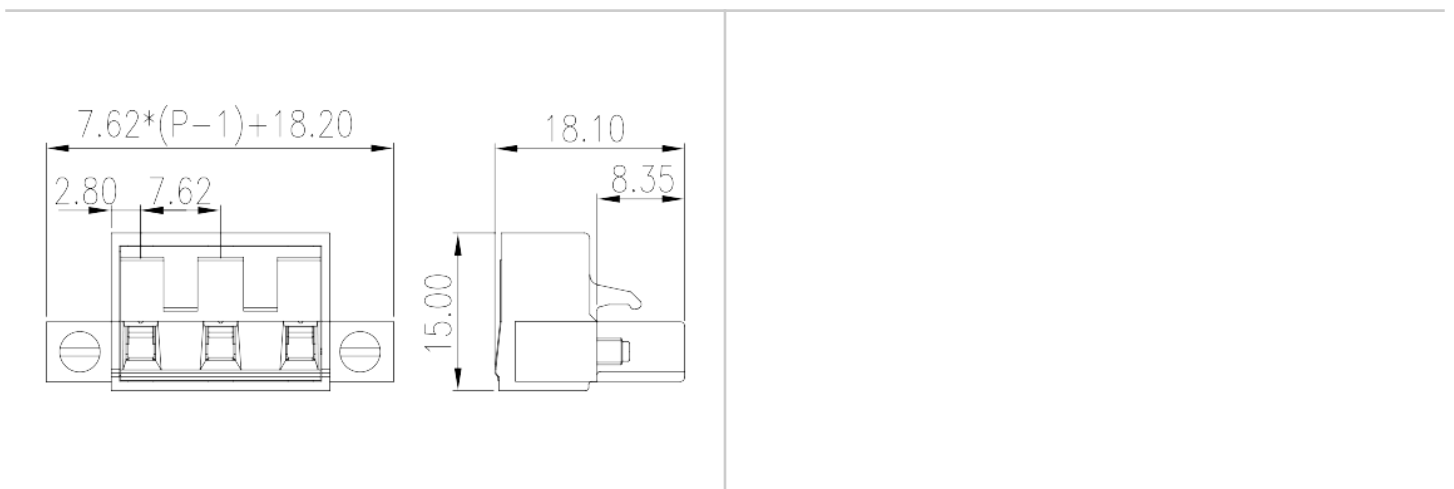
|                            |       |
|----------------------------|-------|
| Wire Range (Group B)(AWG)  | 30~12 |
| Rated voltage (Group B)(V) | 300   |
| Rated current (Group B)(A) | 15    |
| Wire Ranget (Group D)(AWG) | 30~12 |

|                            |     |
|----------------------------|-----|
| Rated voltage (Group D)(V) | 300 |
| Rated current (Group D)(A) | 10  |

## VDE Approval

|                               |         |
|-------------------------------|---------|
| Wire Range (mm <sup>2</sup> ) | 0.2~2.5 |
| Rated voltage (V)             | 800     |
| Rated current (A)             | 18      |

## Drawings



## Approvals

