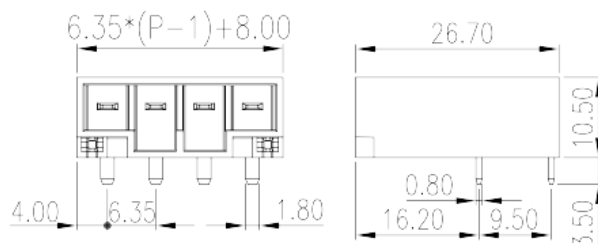


0150-36XX

PCB Terminal Blocks > PCB Connector-Socket

Date:2025-08-07Version:V1



The web catalog is for reference only. Dinkle remains the right of product modification and engineering change of the design.
The final product is made according to engineering drawing.

Product Description

Pitch: 6.35 mm, 600V, 20A

General information

Short description	PCB Connector-Socket, Wave soldering
Category	PCB Connector-Socket
Pitch (mm)	6.35
Color	Black (default)
Type of locking	With lock flange
Soldering method	Wave soldering
Length (mm)	$6.35*(P-1)+8.0$
Width (mm)	26.7
Height (mm)	10.5
Pin demensions (Thickness x Width)(mm)	0.8x1.8
PCB hole diameter (mm)	Front: $\phi 1.7 \sim 1.8$ /Back:1*2.65
Number of positions	02P~12P
Level	Single level

Material information

Insulation material	PBT
---------------------	-----

Insulation material group	IIIa
Flame retardant rating , compliant with UL94	V0
Insulation resistance	□1000MΩ at DC 500V
Conductor material	COPPER ALLOY
Plating of conductor surface	Tin PLATED

Connection data-IEC

Rated voltage (V)	1000
Rated current (A)	20
Rated voltage (II/2)(V)	1000
Rated voltage (III/2) (V)	1000
Rated voltage (III/3)(V)	800
Rated impulse voltage (II/2)(KV)	8
Rated impulse voltage (III/2)(KV)	8
Rated impulse voltage (III/3)(KV)	8

Connection data-UL

Rated voltage (UL/CUL Group B)(V)	600
Rated current (UL/CUL Group B)(A)	20
Rated voltage (UL/CUL Group C)(V)	600
Rated current (UL/CUL Group C)(A)	20
Rated voltage (UL/CUL Group D)(V)	600
Rated current (UL/CUL Group D)(A)	5

Environment & Safety

Finger protection (YES or NO)	YES
Operating temperature. max (°C)	120
Operating temperature. min (°C)	-40

UL Recognized

Rated voltage (Group B)(V)	600
Rated current (Group B)(A)	20
Rated voltage (Group C)(V)	600
Rated current (Group C)(A)	20
Rated voltage (Group D)(V)	600

Rated current (Group D)(A)	5
----------------------------	---

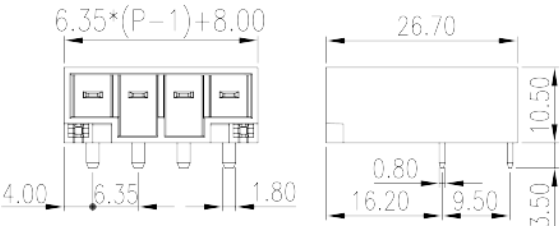
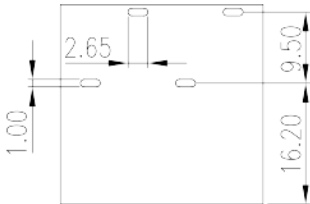
CUL Recognized

Rated voltage (Group B)(V)	600
Rated current (Group B)(A)	20
Rated voltage (Group C)(V)	600
Rated current (Group C)(A)	20
Rated voltage (Group D)(V)	600
Rated current (Group D)(A)	5

VDE Approval

Rated voltage (V)	1000
Rated current (A)	20

Drawings

 <p>Technical drawing of the DINKLE switch showing front and side views with dimensions.</p> <p>Front View Dimensions:</p> <ul style="list-style-type: none"> Top: $6.35 \times (P-1) + 8.00$ Left: 4.00 Bottom Left: 6.35 Bottom Right: 1.80 <p>Side View Dimensions:</p> <ul style="list-style-type: none"> Top: 26.70 Right: 10.50 Bottom Right: 3.50 Bottom Left: 16.20 Bottom Middle: 0.80 Bottom Right: 9.50 	 <p>Technical drawing of the DINKLE switch showing a top view with dimensions.</p> <p>Top View Dimensions:</p> <ul style="list-style-type: none"> Left: 1.00 Top Left: 2.65 Right: 9.50 Bottom Right: 16.20
--	---

Approvals

