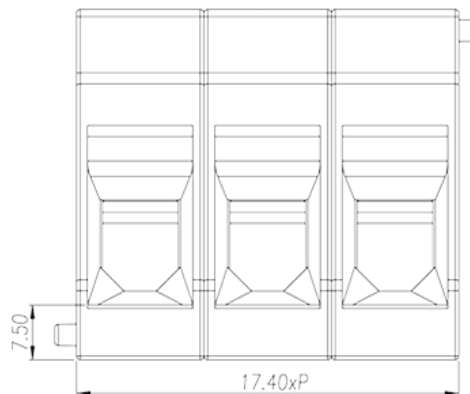


# 0220-10XX

NEMA Terminal Blocks > Panel Mounting

Date:2026-06-16



The web catalog is for reference only. Dinkle remains the right of product modification and engineering change of the design. The final product is made according to engineering drawing.

## Product Description

Pitch : 17.40mm, 600V, 115A

## General information

Short description	Barrier terminals blocks, Panel Mounting
Category	Panel Mounting
Pitch (mm)	17.40
Color	Black (default)
Connection method	Screw connection
Type of locking	Panel mounting
Length (mm)	17.40*P+7
Width (mm)	60
Height (mm)	48

## Material information

Insulation material	PA66
Insulation material group	I
Flame retardant rating , compliant with UL94	V0
Conductor material	Copper Alloy
Plating of conductor surface	Tinned

## Connection data-IEC

Rated voltage (V)	630
Rated current (A)	125
Rated voltage (II/2)(V)	1000
Rated voltage (III/2) (V)	1000
Rated voltage (III/3)(V)	630
Rated impulse voltage (II/2)(KV)	8
Rated impulse voltage (III/2)(KV)	8
Rated impulse voltage (III/3)(KV)	8
Conductor cross section solid. min (mm <sup>2</sup> )	16
Conductor cross section solid.max (mm <sup>2</sup> )	35
Conductor cross section stranded. min (mm <sup>2</sup> )	16
Conductor cross section stranded. max (mm <sup>2</sup> )	35
Conductor cross section flexible, with min ferrule without plastic sleeve (mm <sup>2</sup> )	16
Conductor cross section flexible, with min ferrule with plastic sleeve (mm <sup>2</sup> )	16
2 conductors with same cross section, solid, max (mm <sup>2</sup> )	16
2 conductors with same cross section, stranded, max (mm <sup>2</sup> )	16
Screw thread	M6
Slotted screwdriver size (Blade thickness x Width)(mm)	1.0x5.5
Philips screwdriver size	PH2
Rated torque (N.m)	Front : 4.5N·mBack : 2N·m
Recommend tightening torque. min (N.m)	2.5
Recommend tightening torque. max (N.m)	3
Stripping Length (mm)	15~16mm

## Connection data-UL

Rated voltage (UL/CUL Group B)(V)	600
Rated current (UL/CUL Group B)(A)	115
Rated voltage (UL/CUL Group C)(V)	600
Rated current (UL/CUL Group C)(A)	115
Min. solid wire connection (AWG) acc. to UL/CUL	6
Max. solid wire connection AWG acc. to UL/CUL	2
Min. stranded wire connection AWG acc. to UL/CUL	6

Max. stranded wire connection AWG acc. to UL/CUL

2

## Environment & Safety

Back of the hand protection (YES or NO)	YES
Finger protection (YES or NO)	NO
Operating temperature. max (°C)	115
Operating temperature. min (°C)	-40

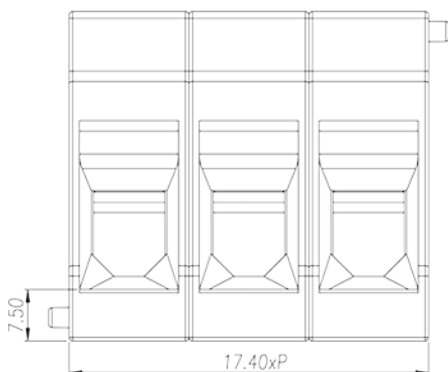
## UL Recognized

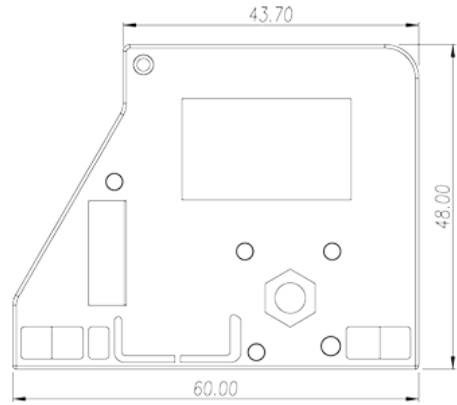
Wire Range (Group B)(AWG)	6~2
Rated voltage (Group B)(V)	600
Rated current (Group B)(A)	115
Wire Range (Group C)(AWG)	6~2
Rated voltage (Group C)(V)	600
Rated current (Group C)(A)	115

## CUL Recognized

Wire Range (Group B)(AWG)	6~2
Rated voltage (Group B)(V)	600
Rated current (Group B)(A)	115
Wire Range (Group C)(AWG)	6~2
Rated voltage (Group C)(V)	600
Rated current (Group C)(A)	115

## Drawings





## Approvals

