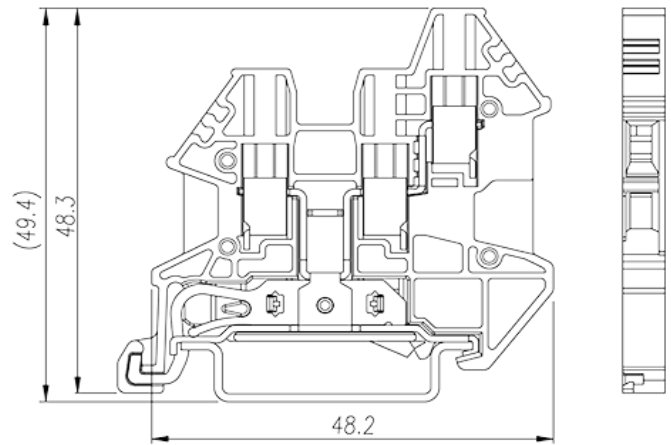



DK2.5N-TN-PE

DIN Rail Terminal Blocks > Screw Connection

Date:2025-07-04Version:1.2



The web catalog is for reference only. Dinkle remains the right of product modification and engineering change of the design.
The final product is made according to engineering drawing.

Product Description

M2.5, Green-Yellow (default)

General information

| | |
|-------------------|---|
| Short description | DIN rail terminal blocks, Grounding terminal blocks |
| Category | Grounding terminal blocks |
| Color | Green-Yellow (default) |
| Connection method | Screw connection |
| Type of locking | Rail mounting |
| Length (mm) | 5.1 |
| Width (mm) | 52.3 |
| Height (mm) | 48.3 |
| Level | Double level |
| Connection points | 3 |

Material information

| | |
|--|-------------------|
| Insulation material | PA |
| Insulation material group | I |
| Flame retardant rating , compliant with UL94 | V0 |
| Insulation resistance | □500MΩ at DC 500V |

Connection data-IEC

| | |
|---|---------|
| Rated impulse voltage (II/2)(KV) | 8 |
| Rated impulse voltage (III/2)(KV) | 8 |
| Rated impulse voltage (III/3)(KV) | 8 |
| Conductor cross section solid. min (mm ²) | 0.14 |
| Conductor cross section solid.max (mm ²) | 4 |
| Conductor cross section stranded. min (mm ²) | 0.14 |
| Conductor cross section stranded. max (mm ²) | 2.5 |
| Conductor cross section flexible, with min ferrule without plastic sleeve (mm ²) | 0.25 |
| Conductor cross section flexible, with max ferrule without plastic sleeve (mm ²) | 2.5 |
| Conductor cross section flexible, with min ferrule with plastic sleeve (mm ²) | 0.25 |
| Conductor cross section flexible, with max ferrule with plastic sleeve (mm ²) | 2.5 |
| 2 conductors with same cross section, solid, max (mm ²) | 1.5 |
| 2 conductors with same cross section, stranded, max (mm ²) | 1.5 |
| 2 conductors with same cross section flexible, with min ferrule without plastic sleeve (mm ²) | 0.25 |
| 2 conductors with same cross section flexible, with max ferrule without plastic sleeve (mm ²) | 1 |
| 2 conductors with same cross section flexible, min twin ferrules with plastic sleeve (mm ²) | 0.5 |
| 2 conductors with same cross section flexible, max twin ferrules with plastic sleeve (mm ²) | 1 |
| Screw thread | M2.5 |
| Slotted screwdriver size (Blade thickness x Width)(mm) | 0.6x3.5 |
| Philips screwdriver size | PH1 |
| Rated torque (N.m) | 0.4 |
| Stripping Length (mm) | 9~11 |
| Mounting rail | TS-35 |
| End cover plate required | YES |
| Grounding connections | YES |

Connection data-UL

| | |
|---|----|
| Min. solid wire connection (AWG) acc. to UL/CUL | 28 |
| Max. solid wire connection AWG acc. to UL/CUL | 12 |

| | |
|--|----|
| Min. stranded wire connection AWG acc. to UL/CUL | 28 |
| Max. stranded wire connection AWG acc. to UL/CUL | 12 |

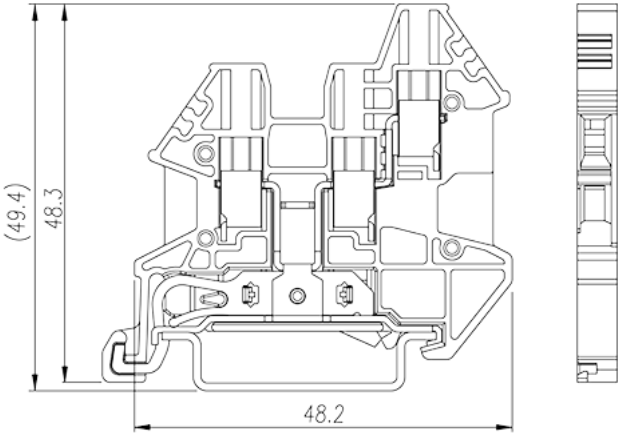
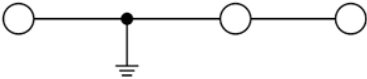
Environment & Safety

| | |
|---|-----|
| Back of the hand protection (YES or NO) | YES |
| Finger protection (YES or NO) | YES |
| Operating temperature. max (°C) | 120 |
| Operating temperature. min (°C) | -40 |

VDE Approval

| | |
|-------------------------------|----------|
| Wire Range (mm ²) | 0.14~2.5 |
|-------------------------------|----------|

Drawings

| | |
|--|---|
|  |  <p>circuit diagram</p> |
|--|---|

Approvals

