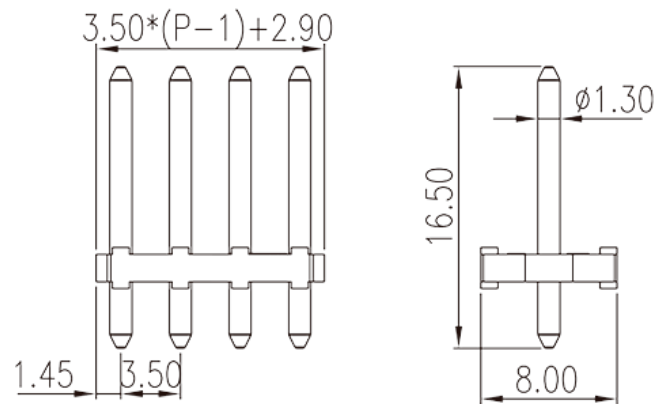


# 0191-11XXTH

PCB Terminal Blocks &gt; PCB Connector-Socket

Date:2025-12-20Version:V1



The web catalog is for reference only. Dinkle remains the right of product modification and engineering change of the design.  
The final product is made according to engineering drawing.

## Product Description

Pitch : 3.50 mm, 150V, 2A

## General information

Short description	PCB Connector-Socket, Reflow soldering
Category	PCB Connector-Socket
Pitch (mm)	3.50
Color	Black (default)
Type of locking	Without
Soldering method	Reflow Soldering (Temperature condition according to standard IPC/JEDEC J-STD-020E)
Length (mm)	$3.50 \times (P-1) + 2.9$
Width (mm)	8
Height (mm)	16.5
Pin demensions (Thickness x Width)(mm)	1.3
PCB hole diameter (mm)	1.5
Number of positions	02P~20P
Level	Single level

## Material information

Insulation material	HIGH-TEMPERATURE PLASTICS
Insulation material group	IIIa
Flame retardant rating , compliant with UL94	V0
Insulation resistance	□500MΩ at DC 500V
Conductor material	COPPER ALLOY
Plating of conductor surface	Tin PLATED
MSL	4

## Connection data-IEC

Rated voltage (V)	160
Rated current (A)	4
Rated voltage (II/2)(V)	200
Rated voltage (III/2) (V)	160
Rated voltage (III/3)(V)	100
Rated impulse voltage (II/2)(KV)	3
Rated impulse voltage (III/2)(KV)	3
Rated impulse voltage (III/3)(KV)	3

## Connection data-UL

Rated voltage (UL/CUL Group B)(V)	150
Rated current (UL/CUL Group B)(A)	2

## Environment & Safety

Operating temperature. max (°C)	120
Operating temperature. min (°C)	-40

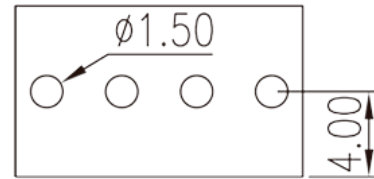
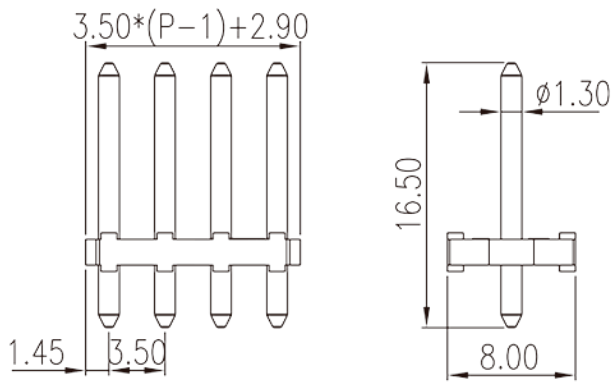
## UL Recognized

Rated voltage (Group B)(V)	150
Rated current (Group B)(A)	2

## CUL Recognized

Rated voltage (Group B)(V)	150
Rated current (Group B)(A)	2

## Drawings



## Approvals

