
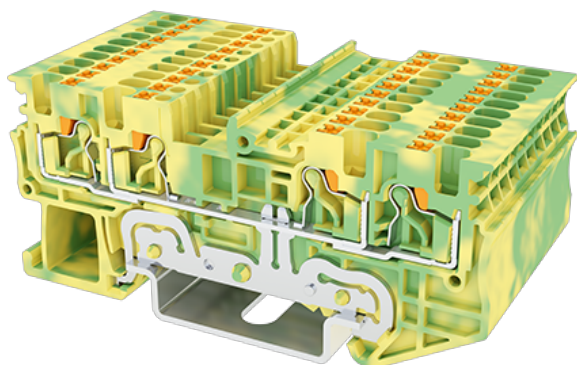


# DP1.5N-TR-PE

DIN Rail Terminal Blocks > Push-in Design

Date:2026-06-14



The web catalog is for reference only. Dinkle remains the right of product modification and engineering change of the design. The final product is made according to engineering drawing.

## Product Description

300V, Green-Yellow (default)

## General information

Short description	Grounding Terminal Block, Push-in Design
Category	Grounding Terminal Blocks
Color	Green-Yellow (default)
Connection method	Push-in Design
Type of locking	Rail Mounting
Length (mm)	69.5
Width (mm)	3.5
Height (mm)	30.6
Number of positions	≥1P
Level	Single level
Connection points	4

## Material information

Insulation material	PA
Insulation material group	I
Flame retardant rating , compliant with UL94	V0

Insulation resistance	$\geq 500\text{M}\Omega$ at DC 500V
-----------------------	-------------------------------------

## Connection data-IEC

Rated voltage (V)	500
Rated impulse voltage (III/3)(KV)	6
Conductor cross section solid. min (mm <sup>2</sup> )	0.14
Conductor cross section solid.max (mm <sup>2</sup> )	1.5
Conductor cross section stranded. min (mm <sup>2</sup> )	0.14
Conductor cross section stranded. max (mm <sup>2</sup> )	1.5
Conductor cross section flexible, with min ferrule without plastic sleeve (mm <sup>2</sup> )	0.25
Conductor cross section flexible, with max ferrule without plastic sleeve (mm <sup>2</sup> )	1.5
Conductor cross section flexible, with min ferrule with plastic sleeve (mm <sup>2</sup> )	0.25
Conductor cross section flexible, with max ferrule with plastic sleeve (mm <sup>2</sup> )	0.75
Slotted screwdriver size (Blade thickness x Width)(mm)	0.4x2.5
Stripping Length (mm)	8
Mounting rail	TS-35
End cover plate required	YES
Grounding connections	YES


## Connection data-UL

Rated voltage (UL/CUL Group B)(V)	300
Rated voltage (UL/CUL Group C)(V)	300
Min. solid wire connection (AWG) acc. to UL/CUL	26
Max. solid wire connection AWG acc. to UL/CUL	14
Min. stranded wire connection AWG acc. to UL/CUL	26
Max. stranded wire connection AWG acc. to UL/CUL	14

## Environment & Safety

Back of the hand protection (YES or NO)	YES
Finger protection (YES or NO)	YES
Operating temperature. max (°C)	120
Operating temperature. min (°C)	-40

## Drawings



## Approvals

