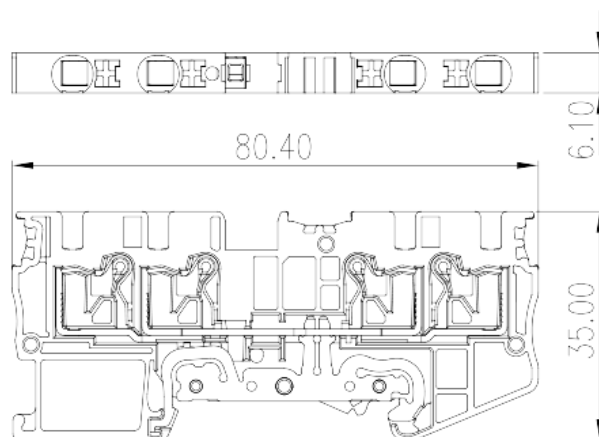



# DP4N-TR-PE

DIN Rail Terminal Blocks &gt; Push-in Design

Date:2026-04-30



The web catalog is for reference only. Dinkle remains the right of product modification and engineering change of the design. The final product is made according to engineering drawing.

## Product Description

600V, Green-Yellow (default)

## General information

|                     |  |
|---------------------|--|
| Short description   | Grounding Terminal Block, Push-in Design |
| Category            | Grounding Terminal Blocks                |
| Color               | Green-Yellow (default)                   |
| Connection method   | Push-in Design                           |
| Type of locking     | Rail mounting                            |
| Length (mm)         | 80.4                                     |
| Width (mm)          | 6.1                                      |
| Height (mm)         | 35                                       |
| Number of positions | ≥1P                                      |
| Level               | Single level                             |
| Connection points   | 4  |

## Material information

|  |    |
|--|----|
| Insulation material                          | PA |
| Insulation material group                    | I  |
| Flame retardant rating , compliant with UL94 | V0 |

Insulation resistance

 $\geq 500\text{M}\Omega$  at DC 500V

## Connection data-IEC

|   |         |
|---|---------|
| Rated voltage (V)   | 800     |
| Rated voltage (III/3)(V)  | 800     |
| Rated impulse voltage (III/3)(KV)   | 8       |
| Conductor cross section solid. min (mm <sup>2</sup> )   | 0.2     |
| Conductor cross section solid.max (mm <sup>2</sup> )  | 6       |
| Conductor cross section stranded. min (mm <sup>2</sup> )  | 0.2     |
| Conductor cross section stranded. max (mm <sup>2</sup> )  | 4       |
| Conductor cross section flexible, with min ferrule without plastic sleeve (mm <sup>2</sup> )            | 0.25    |
| Conductor cross section flexible, with max ferrule without plastic sleeve (mm <sup>2</sup> )            | 4       |
| Conductor cross section flexible, with min ferrule with plastic sleeve (mm <sup>2</sup> )               | 0.25    |
| Conductor cross section flexible, with max ferrule with plastic sleeve (mm <sup>2</sup> )               | 4       |
| 2 conductors with same cross section flexible, min twin ferrules with plastic sleeve (mm <sup>2</sup> ) | 0.5     |
| 2 conductors with same cross section flexible, max twin ferrules with plastic sleeve (mm <sup>2</sup> ) | 1       |
| Slotted screwdriver size (Blade thickness x Width)(mm)  | 0.8x4.0 |
| Stripping Length (mm)   | 12      |
| Mounting rail   | TS-35   |
| End cover plate required  | YES     |
| Grounding connections   | YES     |

## Connection data-UL

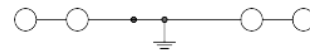
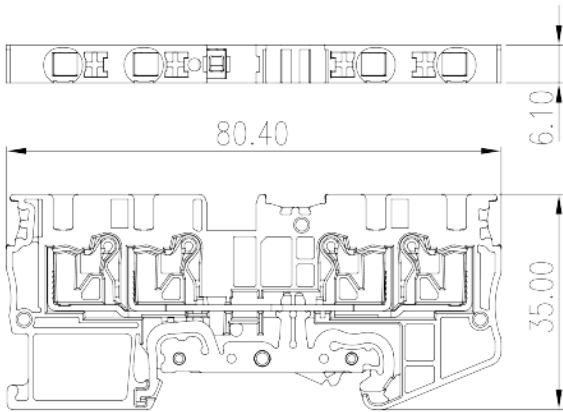
|  |     |
|--|-----|
| Rated voltage (UL/CUL Group B)(V)                | 600 |
| Rated voltage (UL/CUL Group C)(V)                | 600 |
| Min. solid wire connection (AWG) acc. to UL/CUL  | 24  |
| Max. solid wire connection AWG acc. to UL/CUL    | 10  |
| Min. stranded wire connection AWG acc. to UL/CUL | 24  |
| Max. stranded wire connection AWG acc. to UL/CUL | 10  |

## Environment & Safety

|   |     |
|---|-----|
| Back of the hand protection (YES or NO) | YES |
|---|-----|

|                                 |     |
|---------------------------------|-----|
| Finger protection (YES or NO)   | YES |
| Operating temperature. max (°C) | 120 |
| Operating temperature. min (°C) | -40 |

## Drawings



## Approvals

