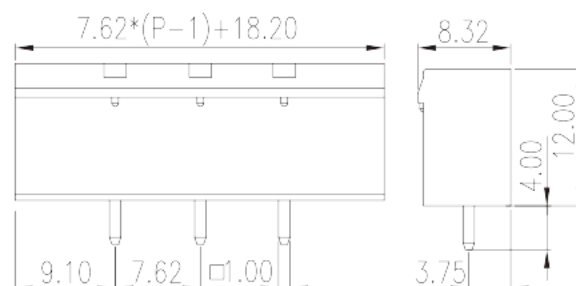



# 3EHDVM-XXPWR

PCB Terminal Blocks > In tape-on-reel packing

Date:2025-08-27Version:V1



The web catalog is for reference only. Dinkle remains the right of product modification and engineering change of the design.  
The final product is made according to engineering drawing.

## Product Description

Pitch: 7.62 mm, 300V, 25A

## General information

|  |  |
|--|--|
| Short description                      | PCB Connector – Socket, Wave soldering |
| Category                               | PCB Connector – Socket                 |
| Pitch (mm)                             | 7.62                                   |
| Color                                  | Green (default)                        |
| Type of locking                        | With threaded flange                   |
| Soldering method                       | Wave soldering                         |
| Length (mm)                            | $7.62 \times (P-1) + 18.2$             |
| Width (mm)                             | 8.32                                   |
| Height (mm)                            | 12                                     |
| Pin demensions (Thickness x Width)(mm) | 1.0x1.0                                |
| PCB hole diameter (mm)                 | 1.6~1.7                                |
| Number of positions                    | 02P~14P                                |
| Level                                  | Single level                           |

## Material information

|                     |    |
|---------------------|----|
| Insulation material | PA |
|---------------------|----|

|  |                   |
|--|-------------------|
| Insulation material group                    | I                 |
| Flame retardant rating , compliant with UL94 | V0                |
| Insulation resistance                        | □500MΩ at DC 500V |
| Conductor material                           | COPPER ALLOY      |
| Plating of conductor surface                 | Tin PLATED        |

## Connection data-IEC

|  |     |
|--|-----|
| Rated voltage (V)                        | 800 |
| Rated current (A)                        | 18  |
| Rated voltage (II/2)(V)                  | 800 |
| Rated voltage (III/2) (V)                | 630 |
| Rated voltage (III/3)(V)                 | 500 |
| Rated impulse voltage (II/2)(KV)         | 6   |
| Rated impulse voltage (III/2)(KV)        | 6   |
| Rated impulse voltage (III/3)(KV)        | 6   |
| Tightening torque with flange. max (N.m) | 0.3 |

## Connection data-UL

|                                   |     |
|-----------------------------------|-----|
| Rated voltage (UL/CUL Group B)(V) | 300 |
| Rated current (UL/CUL Group B)(A) | 25  |
| Rated voltage (UL/CUL Group D)(V) | 300 |
| Rated current (UL/CUL Group D)(A) | 10  |

## Environment & Safety

|                                 |     |
|---------------------------------|-----|
| Finger protection (YES or NO)   | YES |
| Operating temperature. max (°C) | 120 |
| Operating temperature. min (°C) | -40 |

## UL Recognized

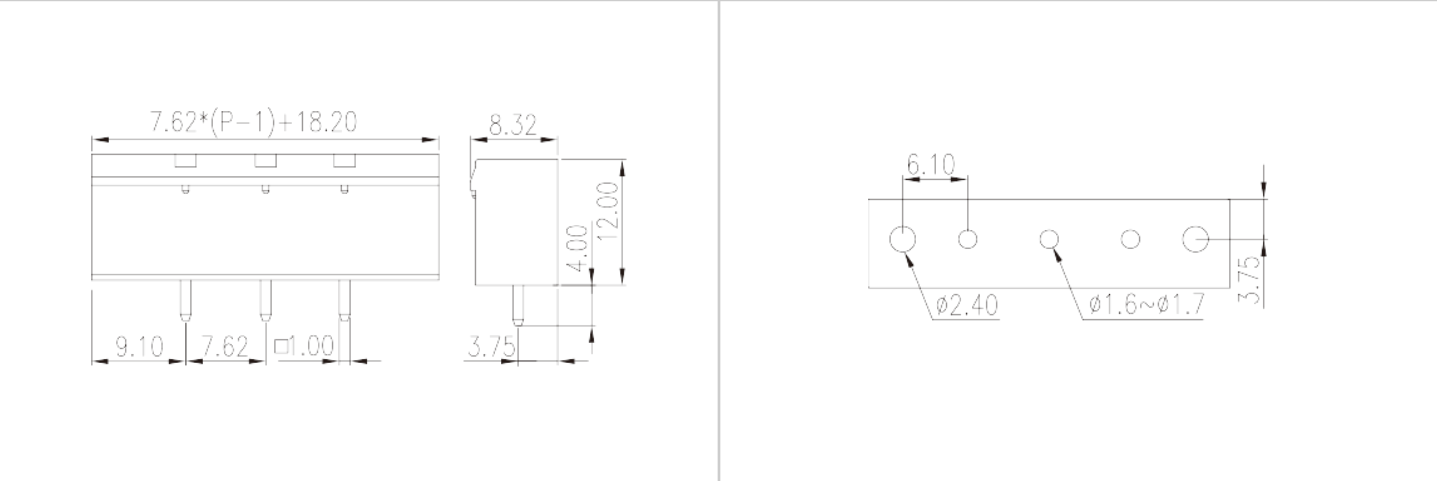
|                            |     |
|----------------------------|-----|
| Rated voltage (Group B)(V) | 300 |
| Rated current (Group B)(A) | 25  |
| Rated voltage (Group D)(V) | 300 |
| Rated current (Group D)(A) | 10  |

## CUL Recognized

|  |  |
|--|--|
|  |  |
|--|--|

|                            |     |
|----------------------------|-----|
| Rated voltage (Group B)(V) | 300 |
| Rated current (Group B)(A) | 25  |
| Rated voltage (Group D)(V) | 300 |
| Rated current (Group D)(A) | 10  |

## Drawings



## Approvals

