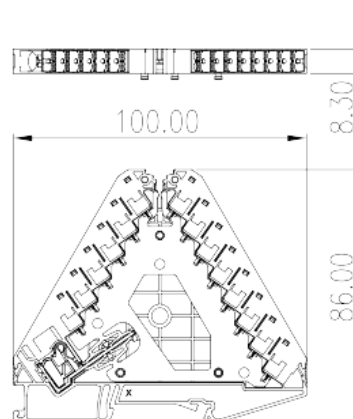



DPD6-P001

DIN Rail Terminal Blocks > Push-in Design

Date:2026-06-14



The web catalog is for reference only. Dinkle remains the right of product modification and engineering change of the design. The final product is made according to engineering drawing.

Product Description

300V, 25A, Beige (default)

General information

Short description	Potential distributors Terminal Block, Push-in Design
Category	Potential distributors Terminal Block
Color	Beige (default)
Connection method	Push-in Design
Length (mm)	100
Width (mm)	8.3
Height (mm)	86
Level	Eight level
Connection points	29

Material information

Insulation material	PA
Insulation material group	I
Flame retardant rating , compliant with UL94	V0
Insulation resistance	□500MΩ at DC 500V

Connection data-IEC

Rated voltage (V)	Line Side : 250 Load Side : 250
Rated current (A)	Line Side : 32 Load Side : 17.5
Rated voltage (III/3)(V)	Line Side : 250 Load Side : 250
Rated impulse voltage (III/3)(KV)	Line Side : 4 Load Side : 4
Conductor cross section solid. min (mm ²)	Line Side : 0.2 Load Side : 0.14
Conductor cross section solid.max (mm ²)	Line Side : 6 Load Side : 2.5
Conductor cross section stranded. min (mm ²)	Line Side : 0.2 Load Side : 0.14
Conductor cross section stranded. max (mm ²)	Line Side : 6 Load Side : 2.5
Conductor cross section flexible, with min ferrule without plastic sleeve (mm ²)	Line Side : 0.25 Load Side : 0.25
Conductor cross section flexible, with max ferrule without plastic sleeve (mm ²)	Line Side : 6 Load Side : 1.5
Conductor cross section flexible, with min ferrule with plastic sleeve (mm ²)	Line Side : 0.25 Load Side : 0.25
Conductor cross section flexible, with max ferrule with plastic sleeve (mm ²)	Line Side : 6 Load Side : 1.5
Stripping Length (mm)	Line Side : 14~15 Load Side : 10~11
Mounting rail	TS-35
End cover plate required	YES
Grounding connections	NO

Connection data-UL

Rated voltage (UL/CUL Group B)(V)	Line Side : 300 Load Side : 300
Rated current (UL/CUL Group B)(A)	Line Side : 25 Load Side : 15
Rated voltage (UL/CUL Group D)(V)	Line Side : 300 Load Side : 300
Rated current (UL/CUL Group D)(A)	Line Side : 25 Load Side : 15
Min. solid wire connection (AWG) acc. to UL/CUL	Line Side : 24 Load Side : 26
Max. solid wire connection AWG acc. to UL/CUL	Line Side : 10 Load Side : 14

Environment & Safety

Back of the hand protection (YES or NO)	YES
Finger protection (YES or NO)	YES
Operating temperature. max (°C)	120
Operating temperature. min (°C)	-40

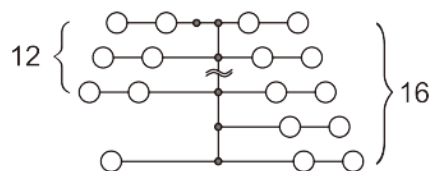
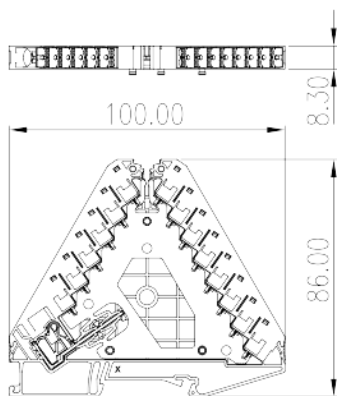
UL Recognized

Wire Range (Group B)(AWG)	Line Side : 24-10 Load Side : 26-14
Rated voltage (Group B)(V)	Line Side : 300 Load Side : 300
Rated current (Group B)(A)	Line Side : 25 Load Side : 15
Wire Range (Group D)(AWG)	Line Side : 24-10 Load Side : 26-14
Rated voltage (Group D)(V)	Line Side : 300 Load Side : 300
Rated current (Group D)(A)	Line Side : 10 Load Side : 10

CUL Recognized

Wire Range (Group B)(AWG)	Line Side : 24-10 Load Side : 26-14
Rated voltage (Group B)(V)	Line Side : 300 Load Side : 300
Rated current (Group B)(A)	Line Side : 25 Load Side : 15
Wire Ranget (Group D)(AWG)	Line Side : 24-10 Load Side : 26-14
Rated voltage (Group D)(V)	Line Side : 300 Load Side : 300
Rated current (Group D)(A)	Line Side : 10 Load Side : 10

Drawings



Approvals

