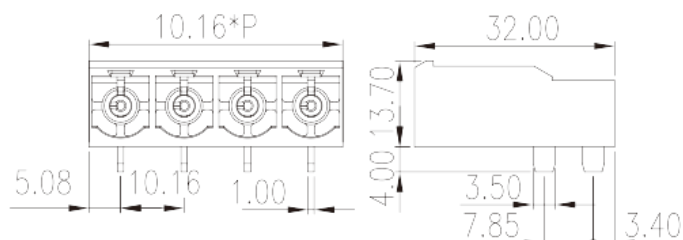



ECH116HRS-XXP

PCB Terminal Blocks > PCB Connector-Socket

Date:2025-12-20



The web catalog is for reference only. Dinkle remains the right of product modification and engineering change of the design.
The final product is made according to engineering drawing.

Product Description

Pitch :10.16mm, 600V, 51A

General information

Short description	PCB Connector
Category	PCB Connector – Socket
Pitch (mm)	10.16
Color	Green (default)
Type of locking	Without
Soldering method	Wave Soldering
Length (mm)	10.16*P
Width (mm)	13.7
Height (mm)	32
Pin demensions (Thickness x Width)(mm)	1x3.5
PCB hole diameter (mm)	1.5*4.7
Number of positions	02P~10P
Level	Single level

Material information

Insulation material	PA
---------------------	----

Insulation material group	I
Flame retardant rating , compliant with UL94	V0
Insulation resistance	□500MΩ at DC 500V
Conductor material	COPPER ALLOY
Plating of conductor surface	Ag PLATED

Connection data-IEC

Rated voltage (V)	1000
Rated current (A)	76
Rated voltage (II/2)(V)	1000
Rated voltage (III/2) (V)	1000
Rated voltage (III/3)(V)	1000
Rated impulse voltage (II/2)(KV)	6
Rated impulse voltage (III/2)(KV)	8
Rated impulse voltage (III/3)(KV)	8

Connection data-UL

Rated voltage (UL/CUL Group B)(V)	600
Rated current (UL/CUL Group B)(A)	51
Rated voltage (UL/CUL Group C)(V)	600
Rated current (UL/CUL Group C)(A)	51
Rated voltage (UL/CUL Group D)(V)	600
Rated current (UL/CUL Group D)(A)	5

Environment & Safety

Finger protection (YES or NO)	YES
Operating temperature. max (°C)	120
Operating temperature. min (°C)	-40

UL Recognized

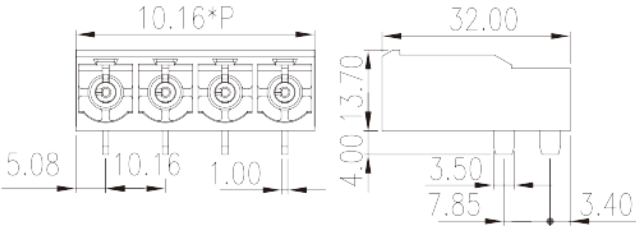
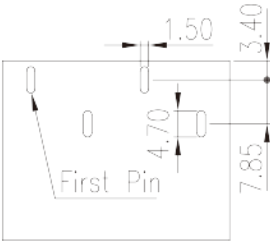
Rated voltage (Group B)(V)	600
Rated current (Group B)(A)	51
Rated voltage (Group C)(V)	600
Rated current (Group C)(A)	51
Rated voltage (Group D)(V)	600

Rated current (Group D)(A)	5
----------------------------	---

CUL Recognized

Rated voltage (Group B)(V)	600
Rated current (Group B)(A)	51
Rated voltage (Group C)(V)	600
Rated current (Group C)(A)	51
Rated voltage (Group D)(V)	600
Rated current (Group D)(A)	5

Drawings

 <p>Technical drawing of the connector showing top and side views with dimensions.</p> <p>Top View Dimensions:</p> <ul style="list-style-type: none"> Overall width: 10.16*P Pin pitch: 10.16 Pin diameter: 1.00 Pin spacing from edge: 5.08 <p>Side View Dimensions:</p> <ul style="list-style-type: none"> Overall height: 13.70 Mounting tab height: 4.00 Mounting tab width: 32.00 Pin height: 3.50 Pin length: 7.85 Pin diameter: 3.40 	 <p>Technical drawing of the connector showing a detail view of the pin and dimensions.</p> <p>Detail View Dimensions:</p> <ul style="list-style-type: none"> Pin diameter: 1.50 Pin length: 3.40 Pin height: 4.70 Pin spacing from edge: 7.85 First Pin
---	---

Approvals

   
--