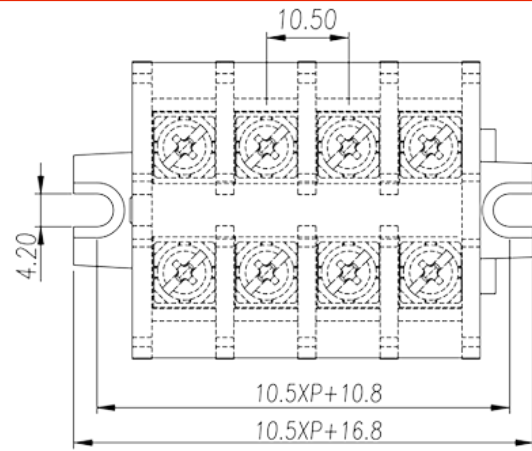


# DKB20-XXPCK

NEMA Terminal Blocks &gt; Panel Mounting

Date:2024-04-24



The web catalog is for reference only. Dinkle remains the right of product modification and engineering change of the design.  
The final product is made according to engineering drawing.

## Product Description

Pitch : 10.50mm, M3.5, 600V, 20A

## General information

Short description	Barrier terminals blocks, Panel Mounting
Category	Panel Mounting
Pitch (mm)	10.50
Color	Black (default)
Connection method	Screw connection
Type of locking	Panel Mounting
Length (mm)	$10.5 \times P + 16.8$
Width (mm)	38.00
Height (mm)	27.20
Number of positions	1
Level	Single level

## Material information

Insulation material	PC
Insulation material group	IIIa
Flame retardant rating , compliant with UL94	V2

Conductor material	Copper Alloy
Plating of conductor surface	Ni plated

## Connection data-IEC

Rated voltage (V)	1000
Rated current (A)	32
Rated voltage (III/3)(V)	800
Rated impulse voltage (II/2)(KV)	8
Rated impulse voltage (III/2)(KV)	8
Rated impulse voltage (III/3)(KV)	8
Conductor cross section solid. min (mm <sup>2</sup> )	0.34
Conductor cross section solid.max (mm <sup>2</sup> )	4
Conductor cross section stranded. min (mm <sup>2</sup> )	0.34
Conductor cross section stranded. max (mm <sup>2</sup> )	4
2 conductors with same cross section, solid, max (mm <sup>2</sup> )	2.5
2 conductors with same cross section, stranded, max (mm <sup>2</sup> )	2.5
Screw thread	M3.5
Slotted screwdriver size (Blade thickness x Width)(mm)	0.8x4.0
Philips screwdriver size	PH1
Rated torque (N.m)	0.8
Recommend tightening torque. min (N.m)	0.8
Recommend tightening torque. max (N.m)	0.8
Stripping Length (mm)	9~11

## Connection data-UL

Rated voltage (UL/CUL Group B)(V)	600
Rated current (UL/CUL Group B)(A)	20
Rated voltage (UL/CUL Group C)(V)	600
Rated current (UL/CUL Group C)(A)	20
Min. solid wire connection (AWG) acc. to UL/CUL	22
Max. solid wire connection AWG acc. to UL/CUL	12
Min. stranded wire connection AWG acc. to UL/CUL	22
Max. stranded wire connection AWG acc. to UL/CUL	12

## Environment & Safety

Back of the hand protection (YES or NO)	YES
Finger protection (YES or NO)	NO
Operating temperature. max (°C)	125
Operating temperature. min (°C)	-40

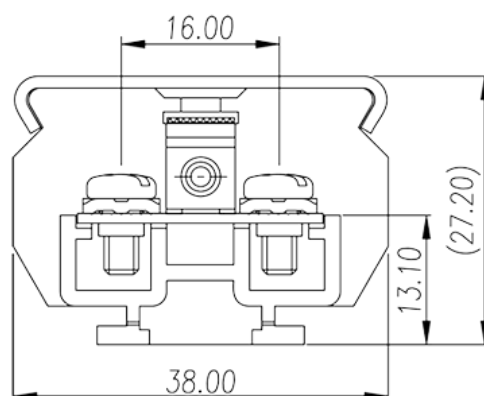
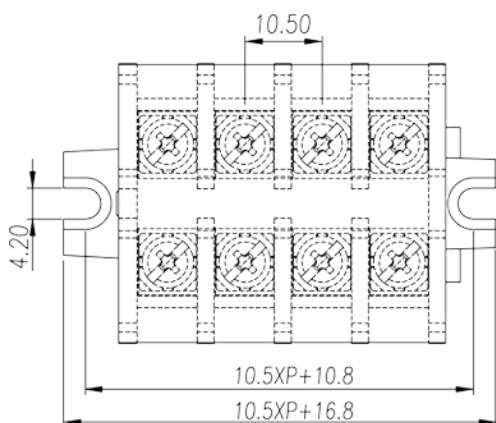
## UL Recognized

Wire Range (Group B)(AWG)	22~12
Rated voltage (Group B)(V)	600
Rated current (Group B)(A)	20
Wire Range (Group C)(AWG)	22~12
Rated voltage (Group C)(V)	600
Rated current (Group C)(A)	20

## CUL Recognized

Wire Range (Group B)(AWG)	22~12
Rated voltage (Group B)(V)	600
Rated current (Group B)(A)	20
Wire Range (Group C)(AWG)	22~12
Rated voltage (Group C)(V)	600
Rated current (Group C)(A)	20

## Drawings



## Approvals

