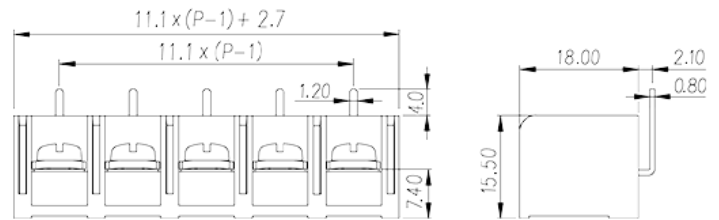



# DT-69-H51W-XX

Barrier Terminal Blocks &gt; Single Row

Date:2025-09-08Version:1.1



The web catalog is for reference only. Dinkle remains the right of product modification and engineering change of the design.  
The final product is made according to engineering drawing.

## Product Description

Pitch: 11.10mm, #6-32, 600V, 20/45A

## General information

Short description	Barrier terminal blocks, Screw connection
Category	Single Row
Pitch (mm)	11.10
Color	Black (default)
Connection method	Screw connection
Type of locking	Without
Pin demensions (Thickness x Width)(mm)	0.8X1.2
PCB hole diameter (mm)	1.5~1.6
Level	Single Row

## Material information

Insulation material	PA66
Insulation material group	IIIa
Flame retardant rating , compliant with UL94	V0
Conductor material	Copper Alloy
Plating of conductor surface	Tinned

## Connection data-IEC

Rated current (A)	32
Rated voltage (II/2)(V)	1000
Rated voltage (III/2) (V)	1000
Rated voltage (III/3)(V)	500
Rated impulse voltage (II/2)(KV)	8
Rated impulse voltage (III/2)(KV)	8
Rated impulse voltage (III/3)(KV)	8
Conductor cross section solid. min (mm <sup>2</sup> )	0.34
Conductor cross section solid.max (mm <sup>2</sup> )	4
Conductor cross section stranded. min (mm <sup>2</sup> )	0.34
Conductor cross section stranded. max (mm <sup>2</sup> )	4
2 conductors with same cross section, solid, max (mm <sup>2</sup> )	2.5
2 conductors with same cross section, stranded, max (mm <sup>2</sup> )	2.5
Screw thread	#6-32
Slotted screwdriver size (Blade thickness x Width)(mm)	0.8x4.0
Philips screwdriver size	PH2
Rated torque (N.m)	1
Recommend tightening torque. min (N.m)	0.8
Recommend tightening torque. max (N.m)	1
Stripping Length (mm)	7~8

## Connection data-UL

Rated voltage (UL/CUL Group B)(V)	600
Rated current (UL/CUL Group B)(A)	20 Str /45 Sol
Rated voltage (UL/CUL Group C)(V)	600
Rated current (UL/CUL Group C)(A)	20 Str/45 Sol
Min. solid wire connection (AWG) acc. to UL/CUL	22/10
Max. solid wire connection AWG acc. to UL/CUL	12/8
Min. stranded wire connection AWG acc. to UL/CUL	22/10
Max. stranded wire connection AWG acc. to UL/CUL	12/8

## Environment & Safety

Back of the hand protection (YES or NO)	YES
---	-----

Operating temperature. max (°C)	130
Operating temperature. min (°C)	-40

## UL Recognized

Wire Range (Group B)(AWG)	22~8
Rated voltage (Group B)(V)	600
Rated current (Group B)(A)	20 Str /45 Sol
Wire Range (Group C)(AWG)	22~8
Rated voltage (Group C)(V)	600
Rated current (Group C)(A)	20 Str/45 Sol

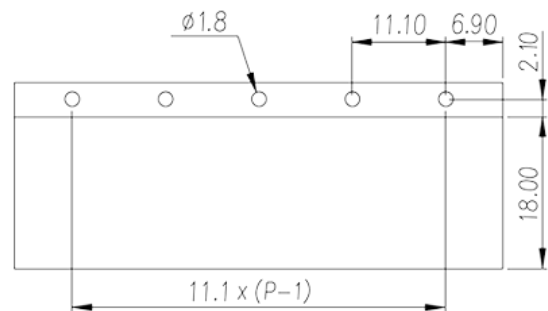
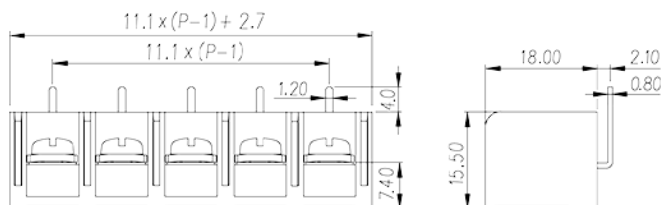
## CUL Recognized

Wire Range (Group B)(AWG)	22~8
Rated voltage (Group B)(V)	600
Rated current (Group B)(A)	20 Str /45 Sol
Wire Range (Group C)(AWG)	22~8
Rated voltage (Group C)(V)	600
Rated current (Group C)(A)	20 Str/45 Sol

## VDE Approval

Wire Range (mm <sup>2</sup> )	0.34~4
Rated current (A)	32

## Drawings



## Approvals

---

