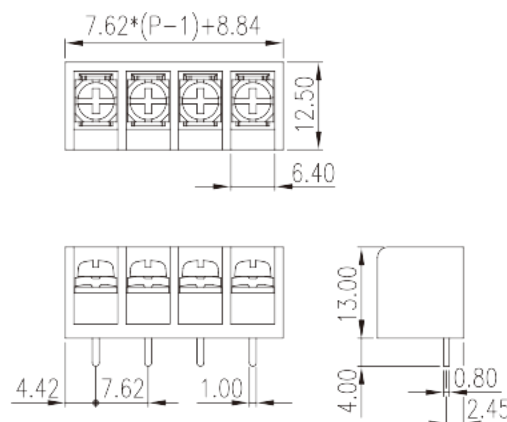



# 0032-09XX

Barrier Terminal Blocks > Single Row

Date:2025-06-15Version:1.1



The web catalog is for reference only. Dinkle remains the right of product modification and engineering change of the design.  
The final product is made according to engineering drawing.

## Product Description

Pitch: 7.62mm, M3, 250V, 6A

## General information

Short description	Barrier terminal blocks, Screw connection
Category	Single Row
Pitch (mm)	7.62
Color	Black (default)
Connection method	Screw connection
Type of locking	Without
Soldering method	Wave Soldering
Length (mm)	$7.62 \times (P-1) + 8.84$
Width (mm)	12.5
Height (mm)	13
Pin dimensions (Thickness x Width)(mm)	0.8x1.0
PCB hole diameter (mm)	1.6~1.7
Number of positions	12P
Level	Single Row

## Material information

Insulation material	PBT
Insulation material group	IIIa
Flame retardant rating , compliant with UL94	V0
Insulation resistance	□1000MΩ at DC 500V
Conductor material	COPPER ALLOY
Plating of conductor surface	Tin PLATED

## Connection data-IEC

Rated voltage (V)	400
Rated current (A)	17.5
Rated voltage (II/2)(V)	400
Rated voltage (III/2) (V)	320
Rated voltage (III/3)(V)	250
Rated impulse voltage (II/2)(KV)	4
Rated impulse voltage (III/2)(KV)	4
Rated impulse voltage (III/3)(KV)	4
Conductor cross section solid. min (mm²)	0.2
Conductor cross section solid.max (mm²)	1.5
Conductor cross section stranded. min (mm²)	0.2
Conductor cross section stranded. max (mm²)	1.5
2 conductors with same cross section, solid, max (mm²)	1
2 conductors with same cross section, stranded, max (mm²)	1
Screw thread	M3
Slotted screwdriver size (Blade thickness x Width)(mm)	0.8x4.0
Philips screwdriver size	PH2
Rated torque (N.m)	0.8
Recommend tightening torque. min (N.m)	0.5
Recommend tightening torque. max (N.m)	0.8
Stripping Length (mm)	8~9

## Connection data-UL

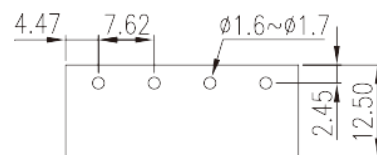
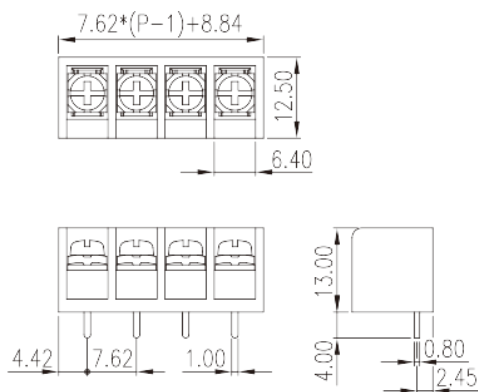
Rated voltage (UL/CUL Group B)(V)	250
Rated current (UL/CUL Group B)(A)	6
Min. solid wire connection (AWG) acc. to UL/CUL	24

Max. solid wire connection AWG acc. to UL/CUL	16
Min. stranded wire connection AWG acc. to UL/CUL	24
Max. stranded wire connection AWG acc. to UL/CUL	16

## Environment & Safety

Back of the hand protection (YES or NO)	YES
Operating temperature. max (°C)	120
Operating temperature. min (°C)	-40

## Drawings



## Approvals

