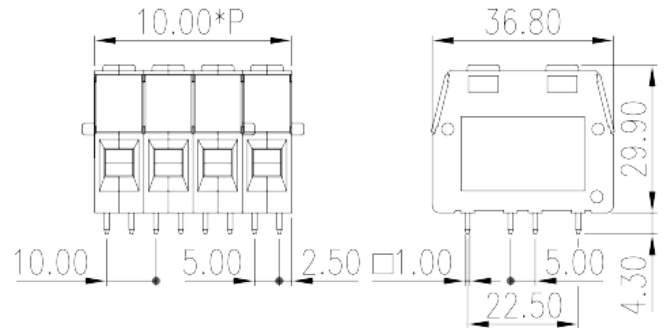


# PDS-10A-XX

PCB Terminal Blocks &gt; PCB Terminal Blocks

Date:2026-05-04Version:V1



The web catalog is for reference only. Dinkle remains the right of product modification and engineering change of the design. The final product is made according to engineering drawing.

## Product Description

Pitch : 10.00mm, 300V

## General information

|  |                                       |
|--|---------------------------------------|
| Short description                      | PCB Terminal Blocks, Screw Connection |
| Category                               | PCB Terminal Blocks                   |
| Pitch (mm)                             | 10.00                                 |
| Color                                  | Green-Yellow (default)                |
| Connection method                      | Screw Connection                      |
| Type of locking                        | Without                               |
| Length (mm)                            | $5.00 \times (2P-1) + 5.0$            |
| Width (mm)                             | 36.8                                  |
| Height (mm)                            | 29.9                                  |
| Pin demensions (Thickness x Width)(mm) | 1.0x1.0                               |
| PCB hole diameter (mm)                 | 1.4~1.5                               |
| Number of positions                    | 02P~12P                               |
| Level                                  | Single level                          |

## Material information

|                     |    |
|---------------------|----|
| Insulation material | PA |
|---------------------|----|

|  |                   |
|--|-------------------|
| Insulation material group                    | I                 |
| Flame retardant rating , compliant with UL94 | V0                |
| Insulation resistance                        | □500MΩ at DC 500V |
| Conductor material                           | COPPER ALLOY      |
| Plating of conductor surface                 | Tin PLATED        |

## Connection data-IEC

|   |      |
|---|------|
| Rated voltage (V)   | 320  |
| Rated voltage (II/2)(V)   | 630  |
| Rated voltage (III/2) (V)   | 320  |
| Rated voltage (III/3)(V)  | 250  |
| Rated impulse voltage (II/2)(KV)  | 4    |
| Rated impulse voltage (III/2)(KV)   | 4    |
| Rated impulse voltage (III/3)(KV)   | 4    |
| Conductor cross section solid. min (mm <sup>2</sup> )   | 0.2  |
| Conductor cross section solid.max (mm <sup>2</sup> )  | 16   |
| Conductor cross section stranded. min (mm <sup>2</sup> )  | 0.2  |
| Conductor cross section stranded. max (mm <sup>2</sup> )  | 26   |
| Conductor cross section flexible, with min ferrule without plastic sleeve (mm <sup>2</sup> )              | 0.25 |
| Conductor cross section flexible, with max ferrule without plastic sleeve (mm <sup>2</sup> )              | 10   |
| Conductor cross section flexible, with min ferrule with plastic sleeve (mm <sup>2</sup> )                 | 0.25 |
| Conductor cross section flexible, with max ferrule with plastic sleeve (mm <sup>2</sup> )                 | 10   |
| 2 conductors with same cross section, solid, min (mm <sup>2</sup> )                                       | 0.2  |
| 2 conductors with same cross section, solid, max (mm <sup>2</sup> )                                       | 2.5  |
| 2 conductors with same cross section, stranded, min (mm <sup>2</sup> )                                    | 0.2  |
| 2 conductors with same cross section, stranded, max (mm <sup>2</sup> )                                    | 2.5  |
| 2 conductors with same cross section flexible, with min ferrule without plastic sleeve (mm <sup>2</sup> ) | 0.5  |
| 2 conductors with same cross section flexible, with max ferrule without plastic sleeve (mm <sup>2</sup> ) | 6    |
| 2 conductors with same cross section flexible, min twin ferrules with plastic sleeve (mm <sup>2</sup> )   | 2.5  |
| 2 conductors with same cross section flexible, max twin ferrules with plastic sleeve (mm <sup>2</sup> )   | 6    |

|                       |         |
|-----------------------|---------|
| Screw thread          | M4      |
| Rated torque (N.m)    | 1.2~1.5 |
| Stripping Length (mm) | 12~13   |

## Connection data-UL

|  |     |
|--|-----|
| Rated voltage (UL/CUL Group B)(V)                | 300 |
| Rated voltage (UL/CUL Group D)(V)                | 300 |
| Min. solid wire connection (AWG) acc. to UL/CUL  | 24  |
| Max. solid wire connection AWG acc. to UL/CUL    | 6   |
| Min. stranded wire connection AWG acc. to UL/CUL | 24  |
| Max. stranded wire connection AWG acc. to UL/CUL | 6   |

## Environment & Safety

|                                 |     |
|---------------------------------|-----|
| Finger protection (YES or NO)   | YES |
| Operating temperature. max (°C) | 120 |
| Operating temperature. min (°C) | -40 |

## UL Recognized

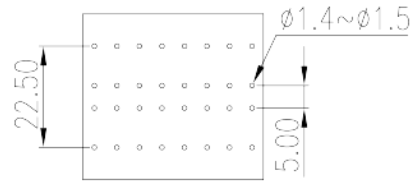
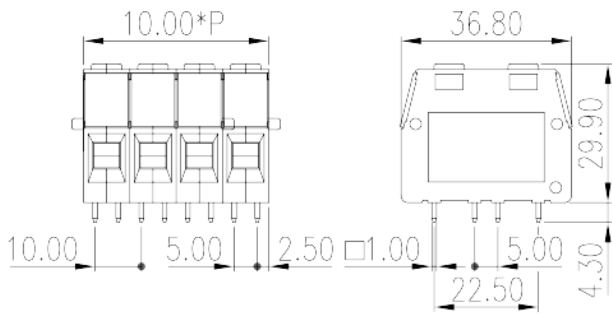
|                            |      |
|----------------------------|------|
| Wire Range (Group B)(AWG)  | 24~6 |
| Rated voltage (Group B)(V) | 300  |
| Wire Range (Group D)(AWG)  | 24~6 |
| Rated voltage (Group D)(V) | 300  |

## CUL Recognized

|                            |      |
|----------------------------|------|
| Wire Range (Group B)(AWG)  | 24~6 |
| Rated voltage (Group B)(V) | 300  |
| Wire Ranget (Group D)(AWG) | 24~6 |
| Rated voltage (Group D)(V) | 300  |

## Drawings

|  |  |
|--|--|
|  |  |
|--|--|



## Approvals

