

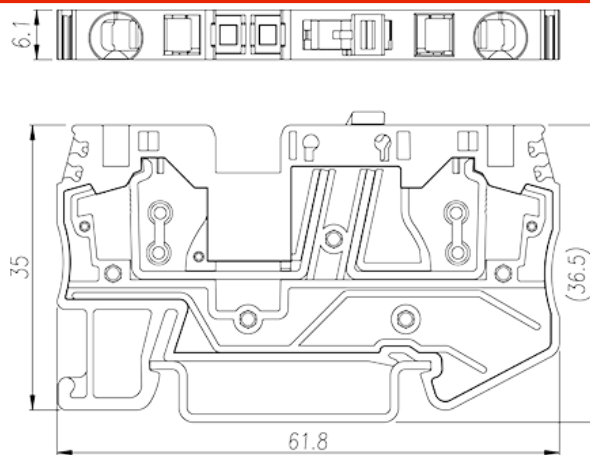

# AK4-TG

DIN

>

:2026-07-05

:1.1



300V, 20A, Beige (default)

	DIN Rail terminal blocks, Disconnect terminal blocks
	Disconnect terminal blocks
	Beige (default)
	Spring Clamp Connection
	Rail Mounting
(mm)	61.8
(mm)	6.1
(mm)	36.7
	Single level
	2
	PA
	I
UL 94	V0
	500M at DC 500V

-IEC

(V)		400
(A)		30
(III/3)(V)		400
(II/2)(KV)		6
(III/2)(KV)		6
(III/3)(KV)		6
(mm <sup>2</sup> )		0.2
(mm <sup>2</sup> )		6
(mm <sup>2</sup> )		0.2
(mm <sup>2</sup> )		4
(mm <sup>2</sup> )	,	0.25
(mm <sup>2</sup> )	,	2.5
(mm <sup>2</sup> )	,	0.25
(mm <sup>2</sup> )	,	2.5
<sup>2</sup> (mm <sup>2</sup> )	,	0.5
<sup>2</sup> (mm <sup>2</sup> )	,	0.5
Width)(mm)	(Blade thickness x	0.6x3.5
		10
		TS-35
		YES
		NO

### -UL

(UL/CUL Group B)(V)		300
(UL/CUL Group B)(A)		20
(UL/CUL Group C)(V)		300
(UL/CUL Group C)(A)		20
(UL/CUL Group D)(V)		600
(UL/CUL Group D)(A)		5
UL/CUL	AWG	28
UL/CUL	AWG	10



UL/CUL	AWG	28
UL/CUL	AWG	10

&amp;

(YES or NO)	YES
가 (YES or NO)	YES
	120
	-40

**UL**

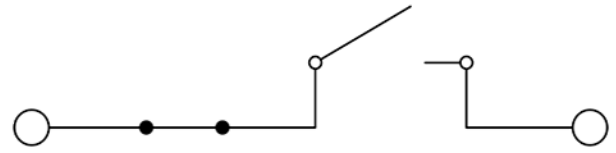
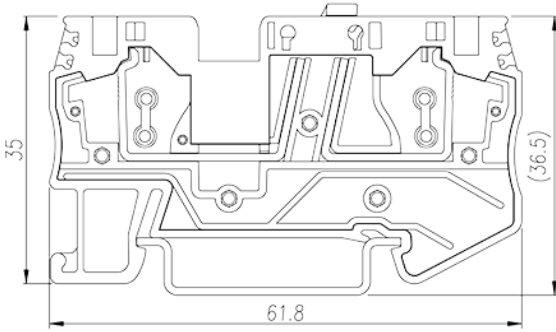
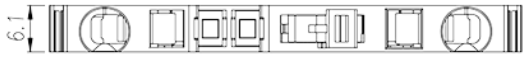
(Group B)(AWG)	28~10
(Group B)(V)	300
(Group B)(A)	20
(Group C)(AWG)	28~10
(Group C)(V)	300
(Group C)(A)	20
(Group D)(AWG)	28~10
(Group D)(V)	600
(Group D)(A)	5

**CUL**

(Group B)(AWG)	28~10
(Group B)(V)	300
(Group B)(A)	20
(Group C)(AWG)	28~10
(Group C)(V)	300
(Group C)(A)	20
(Group D)(AWG)	28~10
(Group D)(V)	600
(Group D)(A)	5

**VDE**

(mm <sup>2</sup> )	0.2~4
(V)	400
(A)	30



circuit diagram

