

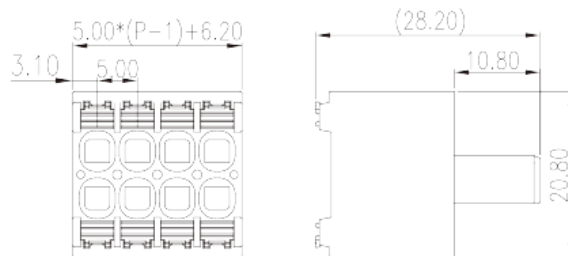
0161-03XX

PCB > PCB -

:2026-07-05 :1.1



Twin connectors design, the pole number is half of the total connection points. photo shows a 12 connection product, the pole number is 06.



Pitch : 5.00 mm, 300V, 15A

	PCB Connector – Plug, Push-in Design
	PCB Connector – Plug
(mm)	5.00
	Black (default)
	Push in Design
	Without
(mm)	$5.00 * (P-1) + 6.2$
(mm)	20.8
(mm)	28.2
()	02P~24P
	Double level
	PA
	I
UL 94	V0
	500M at DC 500V
	COPPER ALLOY

Tin PLATED

-IEC

(V)	630
(A)	18
(II/2)(V)	630
(III/2)(V)	320
(III/3)(V)	320
(II/2)(KV)	4
(III/2)(KV)	4
(III/3)(KV)	4
(mm ²)	0.2
(mm ²)	2.5
(mm ²)	0.2
(mm ²)	2.5
(mm ²) , ,	0.25
(mm ²) , ,	2.5
(mm ²) , ,	0.25
(mm ²) , ,	2.5
² (mm ²) , ,	0.5
² (mm ²) , ,	1.5
	12~13

-UL

(UL/CUL Group B)(V)	300
(UL/CUL Group B)(A)	15
(UL/CUL Group D)(V)	300
(UL/CUL Group D)(A)	15
UL/CUL AWG	24
UL/CUL AWG	12
UL/CUL AWG	24
UL/CUL AWG	12

&

가 (YES or NO)	YES
	120
	-40

UL

(Group B)(AWG)	24~12
(Group B)(V)	300
(Group B)(A)	15
(Group D)(AWG)	24~12
(Group D)(V)	300
(Group D)(A)	15

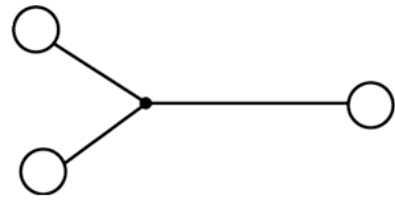
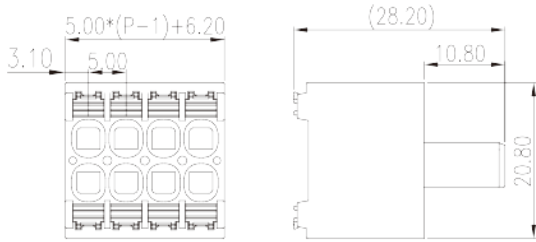
CUL

(Group B)(AWG)	24~12
(Group B)(V)	300
(Group B)(A)	15
(Group D)(AWG)	24~12
(Group D)(V)	300
(Group D)(A)	15

VDE

(mm ²)	0.2~2.5
(V)	600
(A)	18

--	--



circuit diagram

