

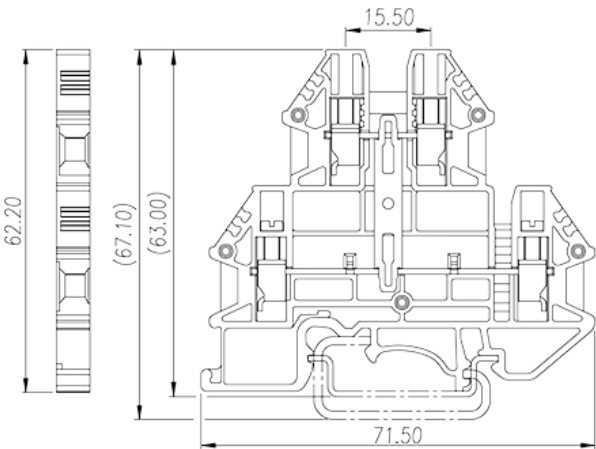

DKK4N-PV

DIN

>

:2026-02-10

:1.2



M3, 600V, 30A, Grey (default)

	DIN rail terminal blocks, Bi level feed through terminal blocks
	Bi level feed through terminal blocks
	Beige (default)
	Screw connection
	Rail mounting
(mm)	71.5
(mm)	6.1
(mm)	62.2
()	1P
	Double level
	4
	PA
	I
UL 94	V0
	500M at DC 500V

-IEC

(V)	800
(A)	32
(III/3)(V)	800
(II/2)(KV)	8
(III/2)(KV)	8
(III/3)(KV)	8
(mm ²)	0.34
(mm ²)	6
(mm ²)	0.34
(mm ²)	4
(mm ²) , ,	0.34
(mm ²) , ,	4
(mm ²) , ,	0.34
(mm ²) , ,	4
2 (mm ²)	0.34
2 (mm ²)	2.5
2 (mm ²)	0.34
2 (mm ²)	2.5
(mm ²) 2 , ,	0.34
(mm ²) 2 , ,	1.5
2 (mm ²) , ,	0.5
2 (mm ²) , ,	1.5
	M3
Width)(mm) (Blade thickness x	0.6x3.5
Philips	PH0
(N.m)	0.5
(N.m)	0.5
(N.m)	0.6
	9~11

	TS-35
	YES
	NO

-UL

(UL/CUL Group B)(V)	600
(UL/CUL Group B)(A)	30
(UL/CUL Group C)(V)	600
(UL/CUL Group C)(A)	30
UL/CUL AWG	22
UL/CUL AWG	10
UL/CUL AWG	22
UL/CUL AWG	10

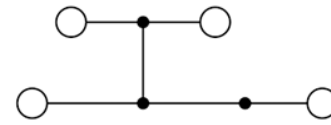
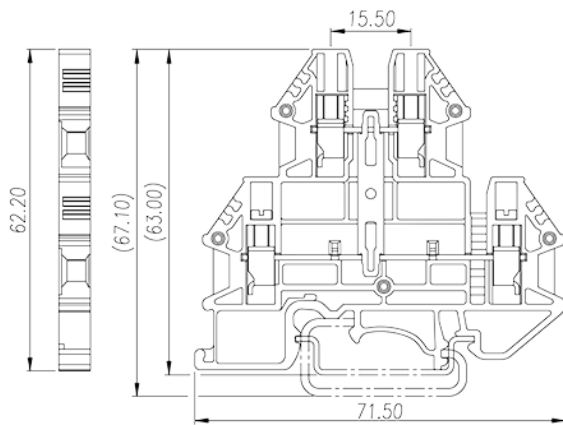
&

(YES or NO)	YES
가 (YES or NO)	YES
	120
	-40

UL

(Group B)(AWG)	22~10
(Group B)(V)	600
(Group B)(A)	30
(Group C)(AWG)	22~10
(Group C)(V)	600
(Group C)(A)	30

--	--



circuit diagram

