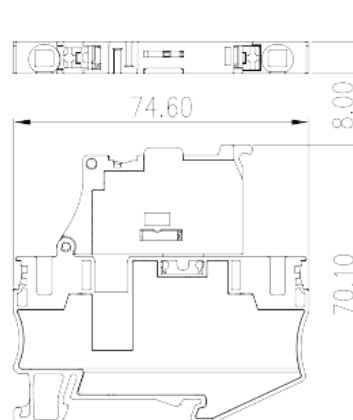



DP6N-TFLXXS

DIN

>

:2026-07-05



24V/60V/110V/250V, 10A, Beige (default)

	Fuse Terminal Block, Push-in Design
	Fuse Terminal Block
	Beige (default)
	Push-in Design
	Rail Mounting
(mm)	74.6
(mm)	8
(mm)	70.1
()	1P
	Single level
	2
	PA
	I
UL 94	V0
	500M at DC 500V

-IEC

(V)	24/60/110/250
(A)	10
(III/3)(V)	24/60/110/250
(III/3)(KV)	6
(mm ²)	0.5
(mm ²)	10
(mm ²)	0.5
(mm ²)	6
(mm ²) , ,	0.5
(mm ²) , ,	6
(mm ²) , ,	0.5
(mm ²) , ,	6
² (mm ²) , ,	0.5
² (mm ²) , ,	1.5
Width)(mm) (Blade thickness x	0.8x4
	12
	TS-35
	NO
	NO

-UL

(UL/CUL Group B)(V)	24/60/110/250
(UL/CUL Group B)(A)	10
(UL/CUL Group C)(V)	24/60/110/250
(UL/CUL Group C)(A)	10
(UL/CUL Group D)(V)	24/60/110/250
(UL/CUL Group D)(A)	10
UL/CUL AWG	20
UL/CUL AWG	8
UL/CUL AWG	20



UL/CUL	AWG	8
&		
	(YES or NO)	YES
가	(YES or NO)	YES
		120
		-40

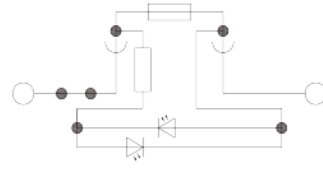
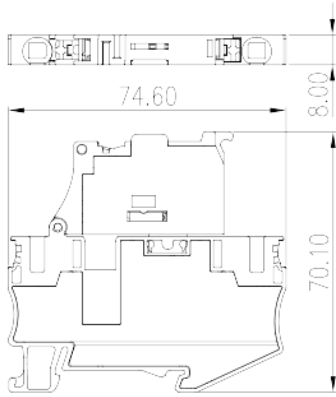
UL

	(Group B)(AWG)	20~8
	(Group B)(V)	24/60/110/250
	(Group B)(A)	10
	(Group C)(AWG)	20~8
	(Group C)(V)	24/60/110/250
	(Group C)(A)	10
	(Group D)(AWG)	20~8
	(Group D)(V)	24/60/110/250
	(Group D)(A)	10

CUL

	(Group B)(AWG)	20~8
	(Group B)(V)	24/60/110/250
	(Group B)(A)	10
	(Group C)(AWG)	20~8
	(Group C)(V)	24/60/110/250
	(Group C)(A)	10
	(Group D)(AWG)	20~8
	(Group D)(V)	24/60/110/250
	(Group D)(A)	10

--	--	--



* DP6-TFLXX(6.3X32) with LED display.

Part number	LED	Voltage
DP6-TFL24(6.3X32)	with LED light	24V
DP6-TFL60(6.3X32)	with LED light	60V
DP6-TFL110(6.3X32)	with LED light	110V
DP6-TFL250(6.3X32)	with LED light	250V
DP6-TFL630(6.3X32)	with LED light	630V

