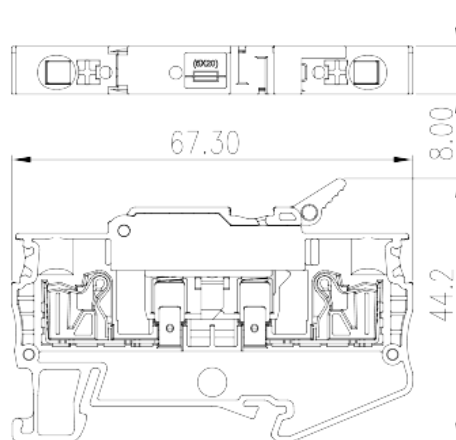



DP4N-TFHLXX

DIN

>

:2026-07-05



24V/60V/110V/250V, 6.3A, Black (default)

	Fuse Terminal Block, Push-in Design
	Fuse Terminal Block
	Black (default)
	Push-in Design
	Rail Mounting
(mm)	67.3
(mm)	8
(mm)	44.2
()	1P
	Single level
	2
	PA
	I
UL 94	V0
	500M at DC 500V

-IEC

(V)	24/60/110/250
(A)	6.3
(III/3)(V)	24/60/110/250
(III/3)(KV)	6
(mm ²)	0.2
(mm ²)	6
(mm ²)	0.2
(mm ²)	4
(mm ²) , ,	0.25
(mm ²) , ,	4
(mm ²) , ,	0.25
(mm ²) , ,	4
² (mm ²) , ,	0.5
² (mm ²) , ,	1
Width)(mm) (Blade thickness x	0.8x4
	10~12
	TS-35
	YES
	NO

-UL

(UL/CUL Group B)(V)	24V60/110/250
(UL/CUL Group B)(A)	6.3
(UL/CUL Group C)(V)	24V60/110/250
(UL/CUL Group C)(A)	6.3
UL/CUL AWG	24
UL/CUL AWG	10
UL/CUL AWG	24
UL/CUL AWG	10

&

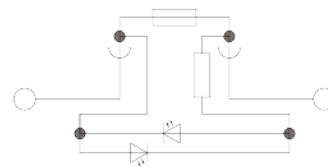
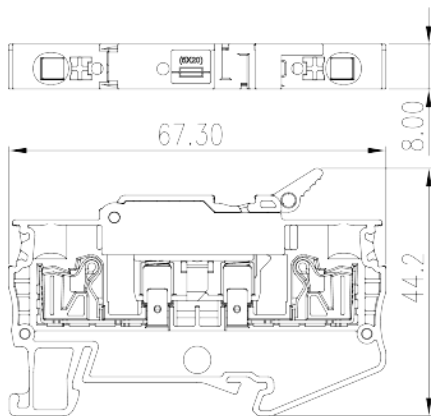
(YES or NO)	YES
가 (YES or NO)	YES
	120
	-40

UL

(Group B) (AWG)	24~10
(Group B) (V)	24/60/110/250
(Group B) (A)	6.3
(Group C) (AWG)	24~10
(Group C) (V)	24/60/110/250
(Group C) (A)	6.3

CUL

(Group B) (AWG)	24~10
(Group B) (V)	24/60/110/250
(Group B) (A)	6.3
(Group C) (AWG)	24~10
(Group C) (V)	24/60/110/250
(Group C) (A)	6.3



* DP4-TFHLXX(5X20) with LED display.

Part number	LED	Voltage
DP4-TFHL24(5X20)	with LED light	24V
DP4-TFHL60(5X20)	with LED light	60V
DP4-TFHL110(5X20)	with LED light	110V
DP4-TFHL250(5X20)	with LED light	250V

