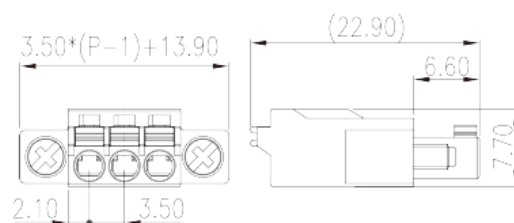



0221-28XX

PCB Terminal Blocks > PCB Connector-Plug

Date:2026-07-04Version:1.1



The web catalog is for reference only. Dinkle remains the right of product modification and engineering change of the design. The final product is made according to engineering drawing.

Product Description

Pitch : 3.50 mm, 300V, 8A

General information

| | |
|---------------------|--------------------------------------|
| Short description | PCB Connector – Plug, Push-in Design |
| Category | PCB Connector – Plug |
| Pitch (mm) | 3.50 |
| Color | Green (default) |
| Connection method | Push in Design |
| Type of locking | With screw flange |
| Length (mm) | $3.50*(P-1)+13.9$ |
| Width (mm) | 7.7 |
| Height (mm) | 22.9 |
| Number of positions | 02P~20P |
| Level | Single level |

Material information

| | |
|--|----|
| Insulation material | PA |
| Insulation material group | I |
| Flame retardant rating , compliant with UL94 | V0 |

| | |
|------------------------------|-------------------|
| Insulation resistance | □500MΩ at DC 500V |
| Conductor material | COPPER ALLOY |
| Plating of conductor surface | Tin PLATED |

Connection data-IEC

| | |
|--|---------|
| Rated voltage (V) | 320 |
| Rated current (A) | 8 |
| Rated voltage (II/2)(V) | 320 |
| Rated voltage (III/2) (V) | 160 |
| Rated voltage (III/3)(V) | 160 |
| Rated impulse voltage (II/2)(KV) | 2.5 |
| Rated impulse voltage (III/2)(KV) | 2.5 |
| Rated impulse voltage (III/3)(KV) | 2.5 |
| Conductor cross section solid. min (mm ²) | 0.2 |
| Conductor cross section solid.max (mm ²) | 1.5 |
| Conductor cross section stranded. min (mm ²) | 0.2 |
| Conductor cross section stranded. max (mm ²) | 1.5 |
| Conductor cross section flexible, with min ferrule without plastic sleeve (mm ²) | 0.25 |
| Conductor cross section flexible, with max ferrule without plastic sleeve (mm ²) | 1 |
| Conductor cross section flexible, with min ferrule with plastic sleeve (mm ²) | 0.25 |
| Conductor cross section flexible, with max ferrule with plastic sleeve (mm ²) | 0.75 |
| Slotted screwdriver size (Blade thickness x Width)(mm) | 0.4x2.5 |
| Stripping Length (mm) | 8~10 |

Connection data-UL

| | |
|--|-----|
| Rated voltage (UL/CUL Group B)(V) | 300 |
| Rated current (UL/CUL Group B)(A) | 8 |
| Min. solid wire connection (AWG) acc. to UL/CUL | 24 |
| Max. solid wire connection AWG acc. to UL/CUL | 16 |
| Min. stranded wire connection AWG acc. to UL/CUL | 24 |
| Max. stranded wire connection AWG acc. to UL/CUL | 16 |

Environment & Safety

| | |
|---------------------------------|-----|
| Finger protection (YES or NO) | YES |
| Operating temperature. max (°C) | 120 |
| Operating temperature. min (°C) | -40 |

UL Recognized

| | |
|----------------------------|-------|
| Wire Range (Group B)(AWG) | 24~16 |
| Rated voltage (Group B)(V) | 300 |
| Rated current (Group B)(A) | 8 |

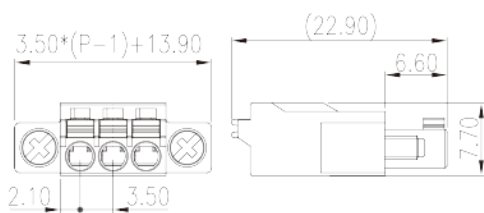
CUL Recognized

| | |
|----------------------------|-------|
| Wire Range (Group B)(AWG) | 24~16 |
| Rated voltage (Group B)(V) | 300 |
| Rated current (Group B)(A) | 8 |

VDE Approval

| | |
|-------------------------------|---------|
| Wire Range (mm ²) | 0.2~1.5 |
| Rated voltage (V) | 320 |
| Rated current (A) | 8 |

Drawings



Approvals



