



PM6N

DIN Rail Terminal Blocks > Screw Connection

Date:2025-12-19Version:1.2



The web catalog is for reference only. Dinkle remains the right of product modification and engineering change of the design.
The final product is made according to engineering drawing.

Product Description

M4, 300V, 65A, Beige (default)

General information

| | |
|---------------------|--|
| Short description | DIN rail terminal blocks, Panel mounting terminal blocks |
| Category | Panel Mounting Terminal Blocks |
| Color | Beige (default) |
| Connection method | Screw connection |
| Type of locking | Panel mounting |
| Length (mm) | 8 |
| Width (mm) | 30 |
| Height (mm) | 29.8 |
| Number of positions | 01P~15P |
| Level | Single level |
| Connection points | 2 |

Material information

| | |
|---------------------------|----|
| Insulation material | PA |
| Insulation material group | I |

| | |
|--|----|
| Flame retardant rating , compliant with UL94 | V0 |
|--|----|

Connection data-IEC

| | |
|--|---------|
| Rated voltage (V) | 500 |
| Rated current (A) | 41 |
| Rated voltage (III/3)(V) | 500 |
| Rated impulse voltage (II/2)(KV) | 6 |
| Rated impulse voltage (III/2)(KV) | 6 |
| Rated impulse voltage (III/3)(KV) | 6 |
| Conductor cross section solid. min (mm ²) | 0.5 |
| Conductor cross section solid.max (mm ²) | 10 |
| Conductor cross section stranded. min (mm ²) | 0.5 |
| Conductor cross section stranded. max (mm ²) | 6 |
| Screw thread | M4 |
| Slotted screwdriver size (Blade thickness x Width)(mm) | 0.8x4.0 |
| Philips screwdriver size | PH2 |
| Rated torque (N.m) | 1.18 |
| Stripping Length (mm) | 9~11 |
| End cover plate required | YES |
| Grounding connections | NO |

Connection data-UL

| | |
|--|-----|
| Rated voltage (UL/CUL Group B)(V) | 300 |
| Rated current (UL/CUL Group B)(A) | 65 |
| Rated voltage (UL/CUL Group C)(V) | 300 |
| Rated current (UL/CUL Group C)(A) | 65 |
| Rated voltage (UL/CUL Group D)(V) | 600 |
| Rated current (UL/CUL Group D)(A) | 5 |
| Min. solid wire connection (AWG) acc. to UL/CUL | 20 |
| Max. solid wire connection AWG acc. to UL/CUL | 6 |
| Min. stranded wire connection AWG acc. to UL/CUL | 20 |
| Max. stranded wire connection AWG acc. to UL/CUL | 6 |

Environment & Safety

| | |
|---|-----|
| Back of the hand protection (YES or NO) | YES |
|---|-----|

| | |
|---------------------------------|-----|
| Finger protection (YES or NO) | YES |
| Operating temperature. max (°C) | 120 |
| Operating temperature. min (°C) | -40 |

UL Recognized

| | |
|----------------------------|------|
| Wire Range (Group B)(AWG) | 20~6 |
| Rated voltage (Group B)(V) | 300 |
| Rated current (Group B)(A) | 65 |
| Wire Range (Group C)(AWG) | 20~6 |
| Rated voltage (Group C)(V) | 300 |
| Rated current (Group C)(A) | 65 |
| Wire Range (Group D)(AWG) | 20~6 |
| Rated voltage (Group D)(V) | 600 |
| Rated current (Group D)(A) | 5 |

CUL Recognized

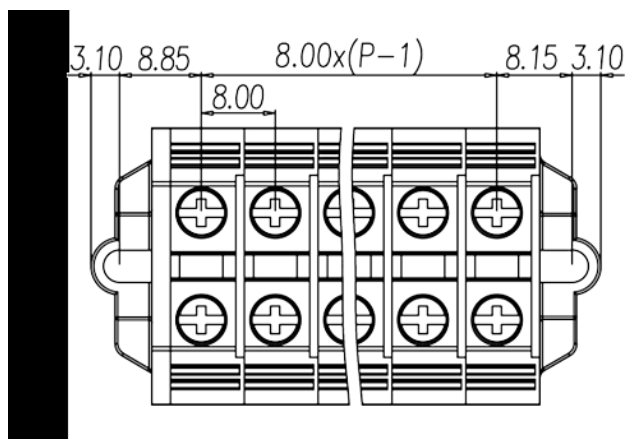
| | |
|----------------------------|------|
| Wire Range (Group B)(AWG) | 20~6 |
| Rated voltage (Group B)(V) | 300 |
| Rated current (Group B)(A) | 65 |
| Wire Range (Group C)(AWG) | 20~6 |
| Rated voltage (Group C)(V) | 300 |
| Rated current (Group C)(A) | 65 |
| Wire Range (Group D)(AWG) | 20~6 |
| Rated voltage (Group D)(V) | 600 |
| Rated current (Group D)(A) | 5 |

VDE Approval

| | |
|-------------------------------|-------|
| Wire Range (mm ²) | 0.5~6 |
| Rated voltage (V) | 500 |
| Rated current (A) | 41 |

Drawings

| | |
|--|--|
| | |
|--|--|



Approvals

