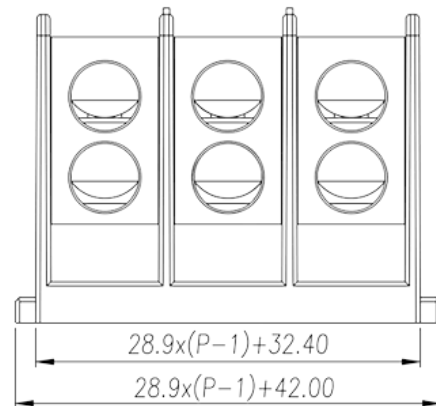


0220-12XX

NEMA Terminal Blocks > Panel Mounting

Date:2025-08-03



The web catalog is for reference only. Dinkle remains the right of product modification and engineering change of the design.
The final product is made according to engineering drawing.

Product Description

Pitch : 28.90mm, 600V, 335A

General information

Short description	Barrier terminals blocks, Panel Mounting
Category	Panel Mounting
Pitch (mm)	28.90
Color	Black (default)
Connection method	Screw connection
Type of locking	Panel mounting
Length (mm)	$28.9 \times (P-1) + 42.00$
Width (mm)	104.6
Height (mm)	74

Material information

Insulation material	PBT
Insulation material group	IIIa
Flame retardant rating , compliant with UL94	V0
Conductor material	Aluminum Alloy
Plating of conductor surface	Ni Plated

Connection data-IEC

Rated voltage (V)	1000
Rated current (A)	225
Rated voltage (II/2)(V)	1000
Rated voltage (III/2) (V)	1000
Rated voltage (III/3)(V)	1000
Rated impulse voltage (II/2)(KV)	8
Rated impulse voltage (III/2)(KV)	8
Rated impulse voltage (III/3)(KV)	8
Conductor cross section solid. min (mm ²)	16
Conductor cross section solid.max (mm ²)	120
Conductor cross section stranded. min (mm ²)	16
Conductor cross section stranded. max (mm ²)	120
Conductor cross section flexible, with min ferrule without plastic sleeve (mm ²)	16
Conductor cross section flexible, with min ferrule with plastic sleeve (mm ²)	16
2 conductors with same cross section, solid, max (mm ²)	16
2 conductors with same cross section, stranded, max (mm ²)	16
Screw thread	M8
Slotted screwdriver size (Blade thickness x Width)(mm)	1.0x5.5
Philips screwdriver size	PH3
Rated torque (N.m)	Front : 38.4N·mBack : 14.2N·m
Recommend tightening torque. min (N.m)	3.5
Recommend tightening torque. max (N.m)	4.2
Stripping Length (mm)	Upperlayer 24~25mmUnderlayer 44~45mm

Connection data-UL

Rated voltage (UL/CUL Group B)(V)	600
Rated current (UL/CUL Group B)(A)	335
Rated voltage (UL/CUL Group C)(V)	600
Rated current (UL/CUL Group C)(A)	335
Min. solid wire connection (AWG) acc. to UL/CUL	6
Max. solid wire connection AWG acc. to UL/CUL	250 kcmil
Min. stranded wire connection AWG acc. to UL/CUL	6

Max. stranded wire connection AWG acc. to UL/CUL

250 kcmil

Environment & Safety

Back of the hand protection (YES or NO)	YES
Finger protection (YES or NO)	NO
Operating temperature. max (°C)	130
Operating temperature. min (°C)	-40

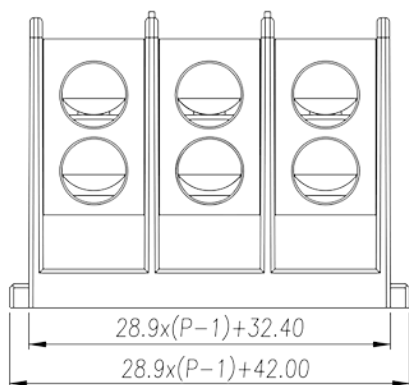
UL Recognized

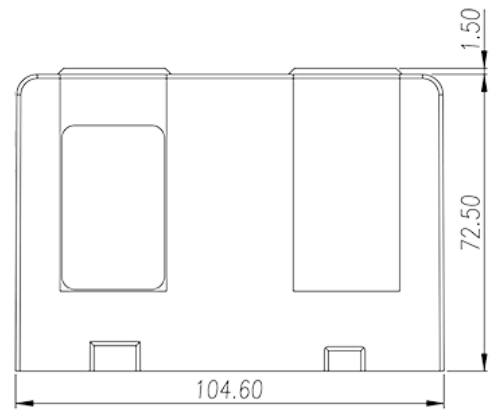
Wire Range (Group B)(AWG)	6~250 kcmil
Rated voltage (Group B)(V)	600
Rated current (Group B)(A)	335
Wire Range (Group C)(AWG)	6~250 kcmil
Rated voltage (Group C)(V)	600
Rated current (Group C)(A)	335

CUL Recognized

Wire Range (Group B)(AWG)	6~250 kcmil
Rated voltage (Group B)(V)	600
Rated current (Group B)(A)	335
Wire Range (Group C)(AWG)	6~250 kcmil
Rated voltage (Group C)(V)	600
Rated current (Group C)(A)	335

Drawings





Approvals

