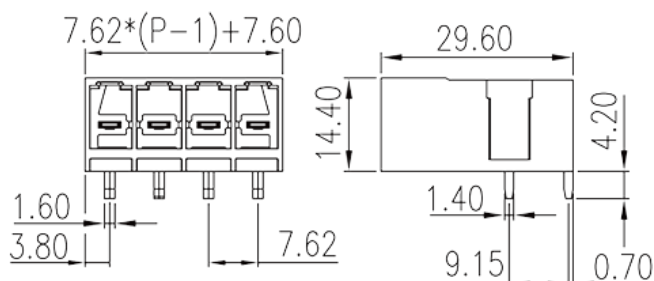


ECH762HR-XXP

PCB Terminal Blocks > PCB Connector-Socket

Date:2026-07-04Version:V1



The web catalog is for reference only. Dinkle remains the right of product modification and engineering change of the design. The final product is made according to engineering drawing.

Product Description

Pitch : 7.62 mm, 600V, 41A

General information

Short description	PCB Connector – Socket, Wave soldering
Category	PCB Connector – Socket
Pitch (mm)	7.62
Color	Black (default)
Type of locking	Without
Soldering method	Wave soldering
Length (mm)	$7.62*(P-1)+7.6$
Width (mm)	29.6
Height (mm)	14.4
Pin demensions (Thickness x Width)(mm)	1.4x1.6
PCB hole diameter (mm)	2.7
Number of positions	02P~12P
Level	Single level

Material information

Insulation material	PA
---------------------	----

Insulation material group	I
Flame retardant rating , compliant with UL94	V0
Insulation resistance	□500MΩ at DC 500V
Conductor material	COPPER ALLOY
Plating of conductor surface	Tin PLATED

Connection data-IEC

Rated voltage (V)	1000
Rated current (A)	41
Rated voltage (II/2)(V)	1000
Rated voltage (III/2) (V)	1000
Rated voltage (III/3)(V)	630
Rated impulse voltage (II/2)(KV)	8
Rated impulse voltage (III/2)(KV)	8
Rated impulse voltage (III/3)(KV)	8

Connection data-UL

Rated voltage (UL/CUL Group B)(V)	600
Rated current (UL/CUL Group B)(A)	41
Rated voltage (UL/CUL Group C)(V)	600
Rated current (UL/CUL Group C)(A)	41

Environment & Safety

Finger protection (YES or NO)	YES
Operating temperature. max (°C)	120
Operating temperature. min (°C)	-40

UL Recognized

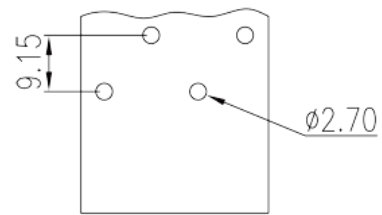
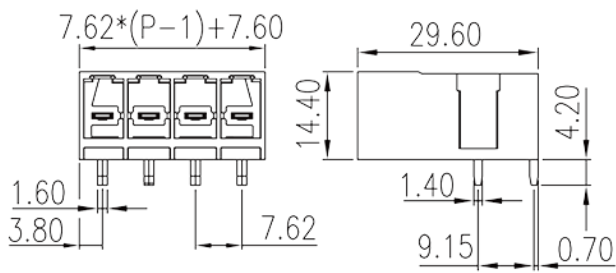
Rated voltage (Group B)(V)	600
Rated current (Group B)(A)	41
Rated voltage (Group C)(V)	600
Rated current (Group C)(A)	41

CUL Recognized

Rated voltage (Group B)(V)	600
----------------------------	-----

Rated current (Group B)(A)	41
Rated voltage (Group C)(V)	600
Rated current (Group C)(A)	41

Drawings



Approvals

