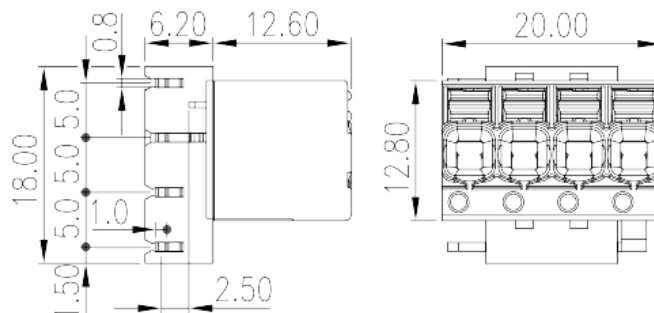


# 0189-204PL

PCB Terminal Blocks > PCB Terminal Blocks

Date:2026-05-10



The web catalog is for reference only. Dinkle remains the right of product modification and engineering change of the design. The final product is made according to engineering drawing.

## Product Description

Pitch :5.00mm,300V, 20A

## General information

|  |                                     |
|--|-------------------------------------|
| Short description                      | PCB Terminal Blocks, Push-in Design |
| Category                               | PCB Terminal Blocks                 |
| Pitch (mm)                             | 5.00                                |
| Color                                  | Black (default)                     |
| Connection method                      | Push in Design                      |
| Type of locking                        | Without                             |
| Soldering method                       | Wave Soldering                      |
| Length (mm)                            | 20                                  |
| Width (mm)                             | 18.8                                |
| Height (mm)                            | 18                                  |
| Pin demensions (Thickness x Width)(mm) | 0.8x1                               |
| PCB hole diameter (mm)                 | 1.6                                 |
| Number of positions                    | 4                                   |

## Material information

|                     |    |
|---------------------|----|
| Insulation material | PA |
|---------------------|----|

|  |                   |
|--|-------------------|
| Insulation material group                    | I                 |
| Flame retardant rating , compliant with UL94 | V0                |
| Insulation resistance                        | □500MΩ at DC 500V |
| Conductor material                           | COPPER ALLOY      |
| Plating of conductor surface                 | Tin PLATED        |

## Connection data-IEC

|   |         |
|---|---------|
| Rated voltage (V)   | 320     |
| Rated current (A)   | 24      |
| Rated voltage (II/2)(V)   | 320     |
| Rated voltage (III/2) (V)   | 320     |
| Rated voltage (III/3)(V)  | 200     |
| Rated impulse voltage (II/2)(KV)  | 4       |
| Rated impulse voltage (III/2)(KV)   | 4       |
| Rated impulse voltage (III/3)(KV)   | 4       |
| Conductor cross section solid. min (mm <sup>2</sup> )   | 0.2     |
| Conductor cross section solid.max (mm <sup>2</sup> )  | 2.5     |
| Conductor cross section stranded. min (mm <sup>2</sup> )  | 0.2     |
| Conductor cross section stranded. max (mm <sup>2</sup> )  | 4       |
| Conductor cross section flexible, with min ferrule without plastic sleeve (mm <sup>2</sup> )            | 0.25    |
| Conductor cross section flexible, with max ferrule without plastic sleeve (mm <sup>2</sup> )            | 2.5     |
| Conductor cross section flexible, with min ferrule with plastic sleeve (mm <sup>2</sup> )               | 0.25    |
| Conductor cross section flexible, with max ferrule with plastic sleeve (mm <sup>2</sup> )               | 2.5     |
| 2 conductors with same cross section flexible, min twin ferrules with plastic sleeve (mm <sup>2</sup> ) | 0.5     |
| 2 conductors with same cross section flexible, max twin ferrules with plastic sleeve (mm <sup>2</sup> ) | 1       |
| Philips screwdriver size  | 0.6x3.5 |
| Stripping Length (mm)   | 10~11   |

## Connection data-UL

|                                   |     |
|-----------------------------------|-----|
| Rated voltage (UL/CUL Group B)(V) | 300 |
| Rated current (UL/CUL Group B)(A) | 20  |
| Rated voltage (UL/CUL Group D)(V) | 300 |

|  |    |
|--|----|
| Rated current (UL/CUL Group D)(A)                | 20 |
| Min. solid wire connection (AWG) acc. to UL/CUL  | 24 |
| Max. solid wire connection AWG acc. to UL/CUL    | 12 |
| Min. stranded wire connection AWG acc. to UL/CUL | 24 |
| Max. stranded wire connection AWG acc. to UL/CUL | 12 |

## Environment & Safety

|                                 |     |
|---------------------------------|-----|
| Finger protection (YES or NO)   | YES |
| Operating temperature. max (°C) | 120 |
| Operating temperature. min (°C) | -40 |

## UL Recognized

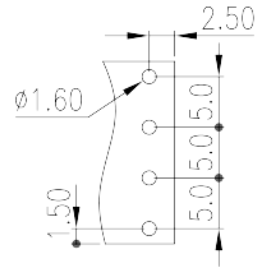
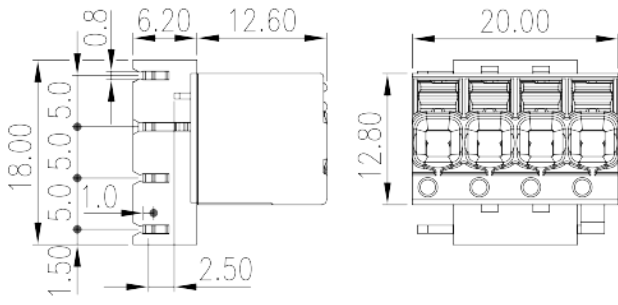
|                            |       |
|----------------------------|-------|
| Wire Range (Group B)(AWG)  | 24~12 |
| Rated voltage (Group B)(V) | 300   |
| Rated current (Group B)(A) | 20    |
| Wire Range (Group D)(AWG)  | 24~12 |
| Rated voltage (Group D)(V) | 300   |
| Rated current (Group D)(A) | 20    |

## CUL Recognized

|                            |       |
|----------------------------|-------|
| Wire Range (Group B)(AWG)  | 24~12 |
| Rated voltage (Group B)(V) | 300   |
| Rated current (Group B)(A) | 20    |
| Wire Ranget (Group D)(AWG) | 24~12 |
| Rated voltage (Group D)(V) | 300   |
| Rated current (Group D)(A) | 20    |

## Drawings

|  |  |
|--|--|
|  |  |
|--|--|



## Approvals

