


DKD35-P003

DIN Rail Terminal Blocks > Push-in Design

Date:2026-05-09



The web catalog is for reference only. Dinkle remains the right of product modification and engineering change of the design. The final product is made according to engineering drawing.

Product Description

600V, 96A, Beige (default)

General information

Short description	Potential collective Terminal Block, Screw Connection / Push-in Design
Category	Potential collective Terminal Block
Pitch (mm)	19.4
Color	Beige (default)
Connection method	Screw Connection / Push-in Design
Length (mm)	80
Width (mm)	19.4
Height (mm)	49
Number of positions	≥1P
Level	Single level
Connection points	5

Material information

Insulation material	PA
Insulation material group	I

Flame retardant rating , compliant with UL94	V0
Insulation resistance	□500MΩ at DC 500V

Connection data-IEC

Rated voltage (V)	1000
Rated current (A)	Line Side: 105 / Load Side: 57
Rated voltage (III/3)(V)	1000
Rated impulse voltage (III/3)(KV)	8
Conductor cross section solid. min (mm ²)	Line Side: 1.5 / Load Side: 0.5
Conductor cross section solid.max (mm ²)	Line Side: 50 / Load Side: 16
Conductor cross section stranded. min (mm ²)	Line Side: 1.5 / Load Side: 0.5
Conductor cross section stranded. max (mm ²)	Line Side: 35 / Load Side: 10
Conductor cross section flexible, with min ferrule without plastic sleeve (mm ²)	Line Side: 1.5 / Load Side: 0.5
Conductor cross section flexible, with max ferrule without plastic sleeve (mm ²)	Line Side: 35 / Load Side: 10
Conductor cross section flexible, with min ferrule with plastic sleeve (mm ²)	Line Side: 1.5 / Load Side: 0.5
Conductor cross section flexible, with max ferrule with plastic sleeve (mm ²)	Line Side: 35 / Load Side: 10
2 conductors with same cross section, solid, min (mm ²)	Line Side: 1.5
2 conductors with same cross section, solid, max (mm ²)	Line Side: 16
2 conductors with same cross section, stranded, min (mm ²)	Line Side: 1.5
2 conductors with same cross section, stranded, max (mm ²)	Line Side: 10
2 conductors with same cross section flexible, with min ferrule without plastic sleeve (mm ²)	Line Side: 1.5
2 conductors with same cross section flexible, with max ferrule without plastic sleeve (mm ²)	Line Side: 10
2 conductors with same cross section flexible, min twin ferrules with plastic sleeve (mm ²)	Line Side: 1.5 / Load Side: 1.5
2 conductors with same cross section flexible, max twin ferrules with plastic sleeve (mm ²)	Line Side: 10 / Load Side: 4
Screw thread	Line Side:M6
Slotted screwdriver size (Blade thickness x Width)(mm)	1X5.5
Recommend tightening torque. min (N.m)	Line Side:4
Recommend tightening torque. max (N.m)	Line Side:6
Stripping Length (mm)	Line Side: 12~13/ Load Side:17~18

Mounting rail	TS-35
End cover plate required	NO
Grounding connections	NO

Connection data-UL

Rated voltage (UL/CUL Group B)(V)	600
Rated current (UL/CUL Group B)(A)	96 (Line) 55 (Load)
Rated voltage (UL/CUL Group C)(V)	600
Rated current (UL/CUL Group C)(A)	96 (Line) 55 (Load)
Rated voltage (UL/CUL Group D)(V)	600
Rated current (UL/CUL Group D)(A)	5
Min. solid wire connection (AWG) acc. to UL/CUL	12 (Line Side) 20 (Load Side)
Max. solid wire connection AWG acc. to UL/CUL	1/0 (Line Side) 6 (Load Side)
Min. stranded wire connection AWG acc. to UL/CUL	12 (Line Side) 20 (Load Side)
Max. stranded wire connection AWG acc. to UL/CUL	1/0 (Line Side) 6 (Load Side)

Environment & Safety

Back of the hand protection (YES or NO)	YES
Finger protection (YES or NO)	NO
Operating temperature. max (°C)	120
Operating temperature. min (°C)	-40

UL Recognized

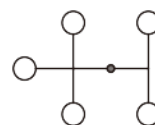
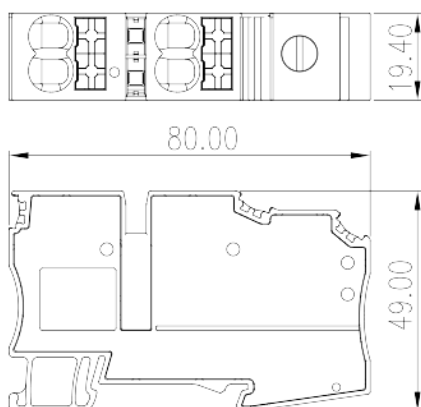
Wire Range (Group B)(AWG)	Line Side : 12~1/0 / Load Side : 20~6
Rated voltage (Group B)(V)	600
Rated current (Group B)(A)	Line Side : 96 / Load Side : 55
Wire Range (Group C)(AWG)	Line Side : 12~1/0 / Load Side : 20~6
Rated voltage (Group C)(V)	600
Rated current (Group C)(A)	Line Side : 96 / Load Side : 55
Wire Range (Group D)(AWG)	Line Side : 12~1/0 / Load Side : 20~6
Rated voltage (Group D)(V)	600
Rated current (Group D)(A)	5

CUL Recognized

Wire Range (Group B)(AWG)	Line Side : 12~1/0 / Load Side : 20~6
---------------------------	---------------------------------------

Rated voltage (Group B)(V)	600
Rated current (Group B)(A)	Line Side : 96 / Load Side : 55
Wire Range (Group C)(AWG)	Line Side : 12~1/0 / Load Side : 20~6
Rated voltage (Group C)(V)	600
Rated current (Group C)(A)	Line Side : 96 / Load Side : 55
Wire Ranget (Group D)(AWG)	Line Side : 12~1/0 / Load Side : 20~6
Rated voltage (Group D)(V)	600
Rated current (Group D)(A)	5

Drawings



Approvals

