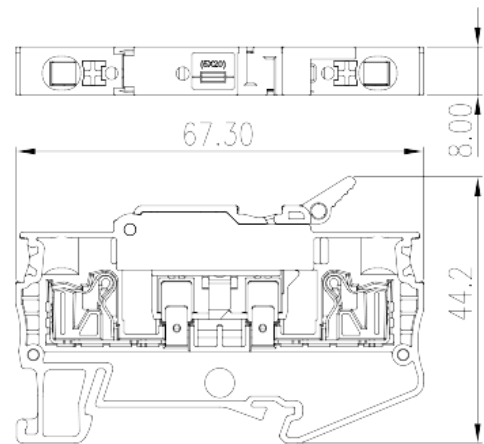



# DP4N-TFH

DIN Rail Terminal Blocks &gt; Push-in Design

Date:2026-01-31



The web catalog is for reference only. Dinkle remains the right of product modification and engineering change of the design.  
The final product is made according to engineering drawing.

## Product Description

300V, 6.3A, Black (default)

## General information

Short description	Fuse Terminal Block, Push-in Design
Category	Fuse Terminal Block
Color	Black (default)
Connection method	Push-in Design
Type of locking	Rail Mounting
Length (mm)	67.3
Width (mm)	8
Height (mm)	44.2
Number of positions	≥1P
Level	Single level
Connection points	2

## Material information

Insulation material	PA
Insulation material group	I
Flame retardant rating , compliant with UL94	V0

Insulation resistance

 $\geq 500\text{M}\Omega$  at DC 500V

## Connection data-IEC

Rated voltage (V)	500
Rated current (A)	6.3
Rated voltage (III/3)(V)	500
Rated impulse voltage (III/3)(KV)	6
Conductor cross section solid. min (mm <sup>2</sup> )	0.2
Conductor cross section solid.max (mm <sup>2</sup> )	4
Conductor cross section stranded. min (mm <sup>2</sup> )	0.2
Conductor cross section stranded. max (mm <sup>2</sup> )	4
Conductor cross section flexible, with min ferrule without plastic sleeve (mm <sup>2</sup> )	0.25
Conductor cross section flexible, with max ferrule without plastic sleeve (mm <sup>2</sup> )	4
Conductor cross section flexible, with min ferrule with plastic sleeve (mm <sup>2</sup> )	0.25
Conductor cross section flexible, with max ferrule with plastic sleeve (mm <sup>2</sup> )	4
2 conductors with same cross section flexible, min twin ferrules with plastic sleeve (mm <sup>2</sup> )	0.5
2 conductors with same cross section flexible, max twin ferrules with plastic sleeve (mm <sup>2</sup> )	1
Slotted screwdriver size (Blade thickness x Width)(mm)	0.8x4.0
Stripping Length (mm)	10~12
Mounting rail	TS-35
End cover plate required	YES
Grounding connections	NO

## Connection data-UL

Rated voltage (UL/CUL Group B)(V)	300
Rated current (UL/CUL Group B)(A)	6.3
Rated voltage (UL/CUL Group C)(V)	300
Rated current (UL/CUL Group C)(A)	6.3
Min. solid wire connection (AWG) acc. to UL/CUL	24
Max. solid wire connection AWG acc. to UL/CUL	10
Min. stranded wire connection AWG acc. to UL/CUL	24
Max. stranded wire connection AWG acc. to UL/CUL	10

## Environment & Safety

Back of the hand protection (YES or NO)	YES
Finger protection (YES or NO)	YES
Operating temperature. max (°C)	120
Operating temperature. min (°C)	-40

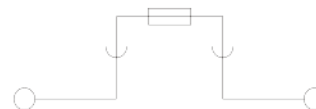
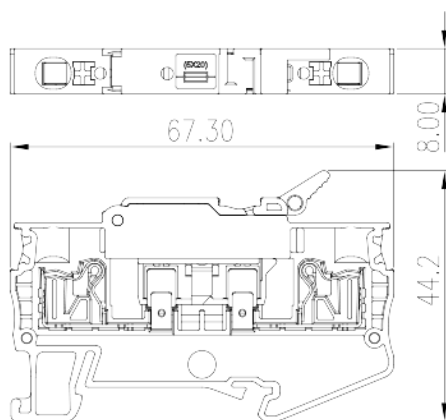
## UL Recognized

Wire Range (Group B)(AWG)	24~10
Rated voltage (Group B)(V)	300
Rated current (Group B)(A)	6.3
Wire Range (Group C)(AWG)	24~10
Rated voltage (Group C)(V)	300
Rated current (Group C)(A)	6.3

## CUL Recognized

Wire Range (Group B)(AWG)	24~10
Rated voltage (Group B)(V)	300
Rated current (Group B)(A)	6.3
Wire Range (Group C)(AWG)	24~10
Rated voltage (Group C)(V)	300
Rated current (Group C)(A)	6.3

## Drawings



## Approvals

