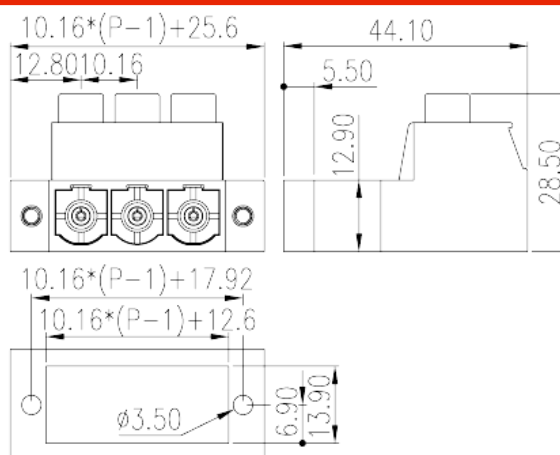



ECSH116K-XXP

PCB Terminal Blocks > PCB Connector-Socket

Date:2026-07-05



The web catalog is for reference only. Dinkle remains the right of product modification and engineering change of the design. The final product is made according to engineering drawing.

Product Description

Pitch: 10.16mm, M4, 600V, 51A

General information

Short description	PCB Connector – Socket, Screw Connection
Category	PCB Connector – Socket
Pitch (mm)	10.16
Color	Green (default)
Connection method	Screw Connection
Type of locking	Without
Length (mm)	$10.16*(P-1)+25.6$
Width (mm)	44.1
Height (mm)	28.5
Number of positions	02P~10P
Level	Single level

Material information

Insulation material	PA
Insulation material group	I
Flame retardant rating , compliant with UL94	V0

Insulation resistance	□500MΩ at DC 500V
Conductor material	COPPER ALLOY
Plating of conductor surface	Ag PLATED

Connection data-IEC

Rated voltage (V)	1000
Rated current (A)	76
Rated voltage (II/2)(V)	1000
Rated voltage (III/2) (V)	1000
Rated voltage (III/3)(V)	1000
Rated impulse voltage (II/2)(KV)	8
Rated impulse voltage (III/2)(KV)	8
Rated impulse voltage (III/3)(KV)	8
Conductor cross section solid. min (mm ²)	0.5
Conductor cross section solid.max (mm ²)	16
Conductor cross section stranded. min (mm ²)	0.5
Conductor cross section stranded. max (mm ²)	16
Conductor cross section flexible, with min ferrule without plastic sleeve (mm ²)	0.5
Conductor cross section flexible, with max ferrule without plastic sleeve (mm ²)	16
Conductor cross section flexible, with min ferrule with plastic sleeve (mm ²)	0.5
Conductor cross section flexible, with max ferrule with plastic sleeve (mm ²)	10
2 conductors with same cross section, solid, min (mm ²)	0.5
2 conductors with same cross section, solid, max (mm ²)	6
2 conductors with same cross section, stranded, min (mm ²)	0.5
2 conductors with same cross section, stranded, max (mm ²)	6
2 conductors with same cross section flexible, with min ferrule without plastic sleeve (mm ²)	0.5
2 conductors with same cross section flexible, with max ferrule without plastic sleeve (mm ²)	4
2 conductors with same cross section flexible, min twin ferrules with plastic sleeve (mm ²)	0.5
2 conductors with same cross section flexible, max twin ferrules with plastic sleeve (mm ²)	4

Screw thread	M4
Slotted screwdriver size (Blade thickness x Width)(mm)	1x5.5
Rated torque (N.m)	1.2 (IEC) 1.8 (UL)
Recommend tightening torque. min (N.m)	1.2
Recommend tightening torque. max (N.m)	1.5
Stripping Length (mm)	14~15

Connection data-UL

Rated voltage (UL/CUL Group B)(V)	600
Rated current (UL/CUL Group B)(A)	51
Rated voltage (UL/CUL Group C)(V)	600
Rated current (UL/CUL Group C)(A)	51
Rated voltage (UL/CUL Group D)(V)	600
Rated current (UL/CUL Group D)(A)	5
Min. solid wire connection (AWG) acc. to UL/CUL	16
Max. solid wire connection AWG acc. to UL/CUL	6
Min. stranded wire connection AWG acc. to UL/CUL	16
Max. stranded wire connection AWG acc. to UL/CUL	6

Environment & Safety

Finger protection (YES or NO)	YES
Operating temperature. max (°C)	120
Operating temperature. min (°C)	-40

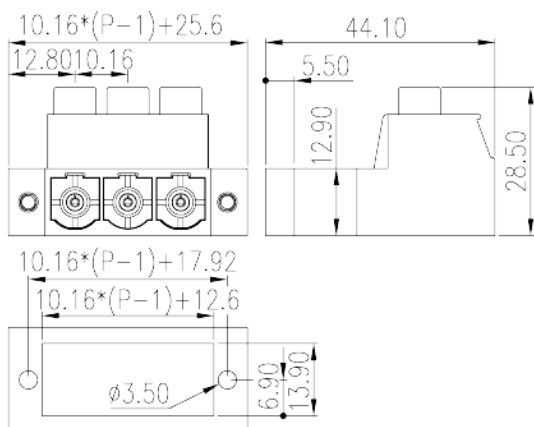
UL Recognized

Wire Range (Group B)(AWG)	16~6
Rated voltage (Group B)(V)	600
Rated current (Group B)(A)	51
Wire Range (Group C)(AWG)	16~6
Rated voltage (Group C)(V)	600
Rated current (Group C)(A)	51
Wire Range (Group D)(AWG)	16~6
Rated voltage (Group D)(V)	600
Rated current (Group D)(A)	5

CUL Recognized

Wire Range (Group B)(AWG)	16~6
Rated voltage (Group B)(V)	600
Rated current (Group B)(A)	51
Wire Range (Group C)(AWG)	16~6
Rated voltage (Group C)(V)	600
Rated current (Group C)(A)	51
Wire Range (Group D)(AWG)	16~6
Rated voltage (Group D)(V)	600
Rated current (Group D)(A)	5

Drawings



Approvals

