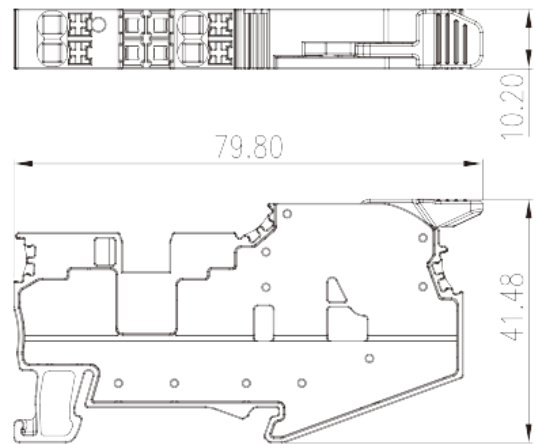



# DPHD10-P001

DIN Rail Terminal Blocks &gt; Push-in Design

Date:2026-01-31



The web catalog is for reference only. Dinkle remains the right of product modification and engineering change of the design.  
The final product is made according to engineering drawing.

## Product Description

600V, 60A, Beige (default)

## General information

Short description	Potential collective Terminal Block, Push-in Design
Category	Potential collective Terminal Block
Color	Beige (default)
Connection method	Push-in Design
Type of locking	Rail Mounting
Length (mm)	79.8
Width (mm)	41.5
Height (mm)	41.5/ 43 ( TS-35N ) / 50.5 ( TS-35/15N )
Level	Single level
Connection points	5

## Material information

Insulation material	PA
Insulation material group	I
Flame retardant rating , compliant with UL94	V0
Insulation resistance	$\geq 500M\Omega$ at DC 500V

## Connection data-IEC

Rated voltage (V)	1000
Rated current (A)	57/24
Rated voltage (III/3)(V)	1000
Rated impulse voltage (III/3)(KV)	8
Conductor cross section solid. min (mm <sup>2</sup> )	0.5/0.14
Conductor cross section solid.max (mm <sup>2</sup> )	10/4
Conductor cross section stranded. min (mm <sup>2</sup> )	0.5/0.14
Conductor cross section stranded. max (mm <sup>2</sup> )	10/2.5
Conductor cross section flexible, with min ferrule without plastic sleeve (mm <sup>2</sup> )	0.5/0.25
Conductor cross section flexible, with max ferrule without plastic sleeve (mm <sup>2</sup> )	10/2.5
Conductor cross section flexible, with min ferrule with plastic sleeve (mm <sup>2</sup> )	0.5/0.25
Conductor cross section flexible, with max ferrule with plastic sleeve (mm <sup>2</sup> )	10/2.5
2 conductors with same cross section flexible, min twin ferrules with plastic sleeve (mm <sup>2</sup> )	1.5/0.5
2 conductors with same cross section flexible, max twin ferrules with plastic sleeve (mm <sup>2</sup> )	4/0.5
Slotted screwdriver size (Blade thickness x Width)(mm)	0.6X3.5/1X5.5
Stripping Length (mm)	12~14 9~10
Mounting rail	TS-35N、TS-35/15N
End cover plate required	NO
Grounding connections	NO

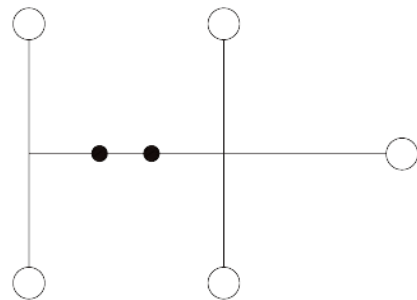
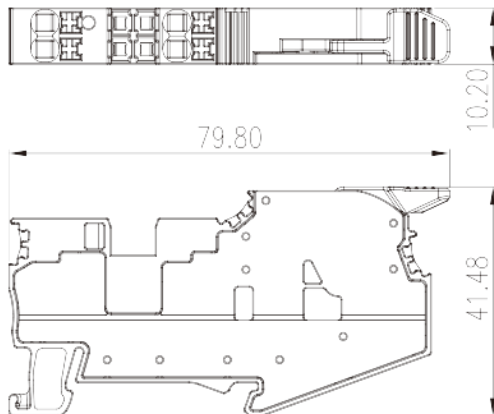
## Connection data-UL

Rated voltage (UL/CUL Group B)(V)	600
Rated current (UL/CUL Group B)(A)	60/20
Rated voltage (UL/CUL Group C)(V)	600
Rated current (UL/CUL Group C)(A)	60/20
Min. solid wire connection (AWG) acc. to UL/CUL	20/26
Max. solid wire connection AWG acc. to UL/CUL	6/12
Min. stranded wire connection AWG acc. to UL/CUL	20/26
Max. stranded wire connection AWG acc. to UL/CUL	6/12

## Environment & Safety

Back of the hand protection (YES or NO)	YES
Finger protection (YES or NO)	YES
Operating temperature. max (°C)	120
Operating temperature. min (°C)	-40

## Drawings



## Approvals

