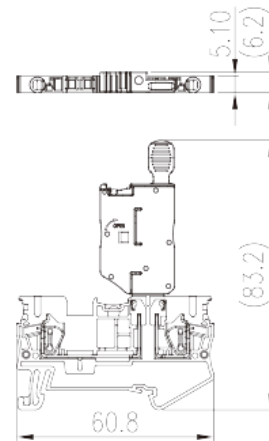



AK2.5-MLXX

DIN Rail Terminal Blocks > Spring Clamp Connection

Date:2025-08-10



The web catalog is for reference only. Dinkle remains the right of product modification and engineering change of the design.
The final product is made according to engineering drawing.

Product Description

300V, 10A, Beige (default)

General information

| | |
|-------------------|---|
| Short description | Fuse Terminal Block, Push-in Design |
| Category | Fuse Terminal Block |
| Color | Beige (default) |
| Connection method | Spring Clamp Connection |
| Length (mm) | 60.8 |
| Width (mm) | 6.2 |
| Height (mm) | 83.2 84.7 (TS-35N) / 92.2 (TS-35/15N) |
| Level | Single level |
| Connection points | 2 |

Material information

| | |
|--|-------------------------------------|
| Insulation material | PA |
| Insulation material group | I |
| Flame retardant rating , compliant with UL94 | V0 |
| Insulation resistance | $\geq 500\text{M}\Omega$ at DC 500V |

Connection data-IEC

| | |
|---|------------------|
| Rated voltage (V) | 400 |
| Rated current (A) | 6.3 |
| Rated voltage (III/3)(V) | 400 |
| Rated impulse voltage (III/3)(KV) | 4 |
| Conductor cross section solid. min (mm ²) | 0.2 |
| Conductor cross section solid.max (mm ²) | 2.5 |
| Conductor cross section stranded. min (mm ²) | 0.2 |
| Conductor cross section stranded. max (mm ²) | 2.5 |
| Conductor cross section flexible, with min ferrule without plastic sleeve (mm ²) | 0.25 |
| Conductor cross section flexible, with max ferrule without plastic sleeve (mm ²) | 2.5 |
| Conductor cross section flexible, with min ferrule with plastic sleeve (mm ²) | 0.25 |
| Conductor cross section flexible, with max ferrule with plastic sleeve (mm ²) | 2.5 |
| 2 conductors with same cross section flexible, min twin ferrules with plastic sleeve (mm ²) | 0.5 |
| 2 conductors with same cross section flexible, max twin ferrules with plastic sleeve (mm ²) | 1 |
| Slotted screwdriver size (Blade thickness x Width)(mm) | 0.6x3.5 |
| Stripping Length (mm) | 10~11 |
| Mounting rail | TS-35N、TS-35/15N |
| End cover plate required | YES |
| Grounding connections | NO |

Connection data-UL

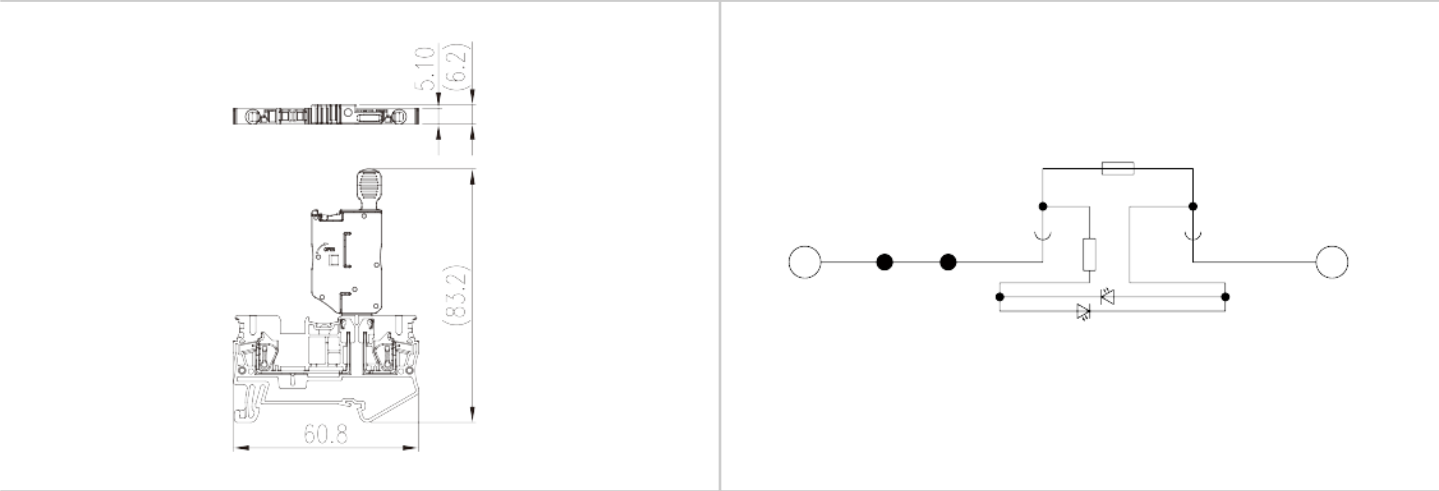
| | |
|--|-----|
| Rated voltage (UL/CUL Group B)(V) | 300 |
| Rated current (UL/CUL Group B)(A) | 10 |
| Min. solid wire connection (AWG) acc. to UL/CUL | 28 |
| Max. solid wire connection AWG acc. to UL/CUL | 12 |
| Min. stranded wire connection AWG acc. to UL/CUL | 28 |
| Max. stranded wire connection AWG acc. to UL/CUL | 12 |

Environment & Safety

| | |
|---|-----|
| Back of the hand protection (YES or NO) | YES |
|---|-----|

| | |
|---------------------------------|-----|
| Finger protection (YES or NO) | YES |
| Operating temperature. max (°C) | 120 |
| Operating temperature. min (°C) | -40 |

Drawings



Approvals

