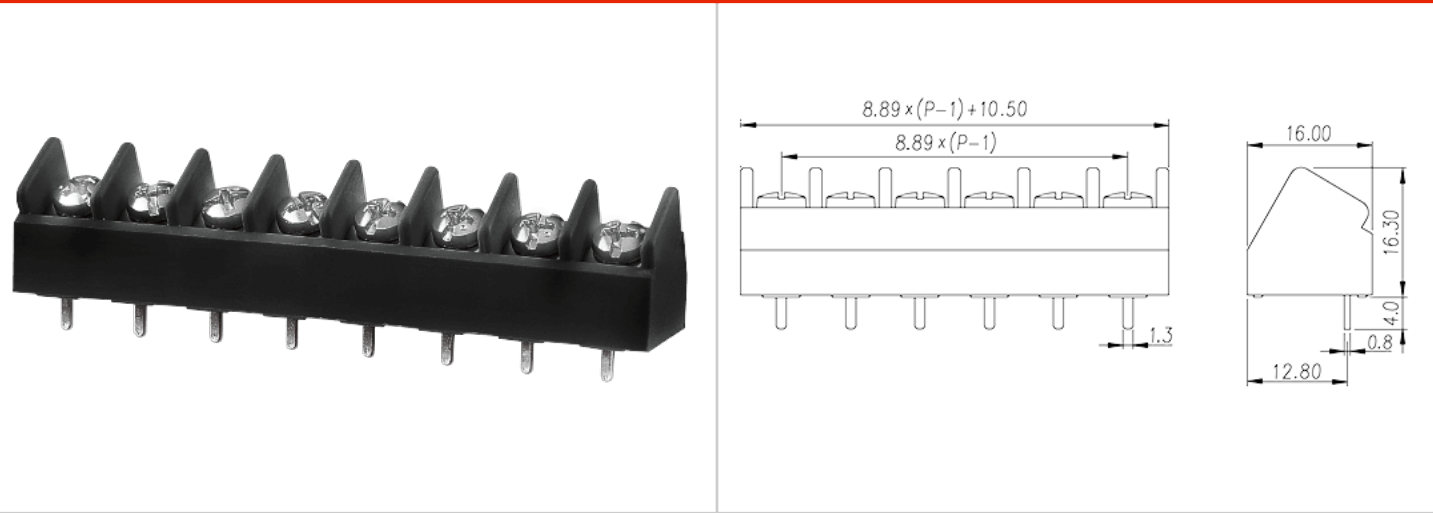


# DT-89-B01SW-XX

Barrier Terminal Blocks > Single Row

Date:2025-12-20Version:1.1



The web catalog is for reference only. Dinkle remains the right of product modification and engineering change of the design.  
The final product is made according to engineering drawing.

## Product Description

Pitch: 8.89mm , M3, 300V, 20A

## General information

|  |  |
|--|--|
| Short description                      | Barrier terminal blocks , Screw connection |
| Category                               | Single Row                                 |
| Pitch (mm)                             | 8.890000000000001                          |
| Color                                  | Black(default)                             |
| Connection method                      | Screw connection                           |
| Type of locking                        | Without                                    |
| Pin demensions (Thickness x Width)(mm) | 0.8X1.3                                    |
| PCB hole diameter (mm)                 | 1.8  |
| Level                                  | Single Row                                 |

## Material information

|  |              |
|--|--------------|
| Insulation material                          | PBT          |
| Insulation material group                    | IIIa         |
| Flame retardant rating , compliant with UL94 | V0           |
| Conductor material                           | Copper Alloy |
| Plating of conductor surface                 | Tinned       |

## Connection data-IEC

|  |         |
|--|---------|
| Rated current (A)  | 24      |
| Rated voltage (II/2)(V)  | 500     |
| Rated voltage (III/2) (V)  | 320     |
| Rated voltage (III/3)(V)   | 250     |
| Rated impulse voltage (II/2)(KV)                                       | 4       |
| Rated impulse voltage (III/2)(KV)                                      | 4       |
| Rated impulse voltage (III/3)(KV)                                      | 4       |
| Conductor cross section solid. min (mm <sup>2</sup> )                  | 0.34    |
| Conductor cross section solid.max (mm <sup>2</sup> )                   | 2.5     |
| Conductor cross section stranded. min (mm <sup>2</sup> )               | 0.34    |
| Conductor cross section stranded. max (mm <sup>2</sup> )               | 2.5     |
| 2 conductors with same cross section, solid, max (mm <sup>2</sup> )    | 1.5     |
| 2 conductors with same cross section, stranded, max (mm <sup>2</sup> ) | 1.5     |
| Screw thread   | M3      |
| Slotted screwdriver size (Blade thickness x Width)(mm)                 | 0.8x4.0 |
| Philips screwdriver size   | PH2     |
| Rated torque (N.m)   | 1.4     |
| Recommend tightening torque. min (N.m)                                 | 0.5     |
| Recommend tightening torque. max (N.m)                                 | 1.4     |
| Stripping Length (mm)  | 8~9     |

## Connection data-UL

|  |     |
|--|-----|
| Rated voltage (UL/CUL Group B)(V)                | 300 |
| Rated current (UL/CUL Group B)(A)                | 20  |
| Rated voltage (UL/CUL Group C)(V)                | 150 |
| Rated current (UL/CUL Group C)(A)                | 20  |
| Rated voltage (UL/CUL Group D)(V)                | 300 |
| Rated current (UL/CUL Group D)(A)                | 10  |
| Min. solid wire connection (AWG) acc. to UL/CUL  | 22  |
| Max. solid wire connection AWG acc. to UL/CUL    | 12  |
| Min. stranded wire connection AWG acc. to UL/CUL | 22  |
| Max. stranded wire connection AWG acc. to UL/CUL | 12  |

## Environment & Safety

|   |     |
|---|-----|
| Back of the hand protection (YES or NO) | YES |
| Operating temperature. max (°C)         | 130 |
| Operating temperature. min (°C)         | -40 |

## UL Recognized

|                            |       |
|----------------------------|-------|
| Wire Range (Group B)(AWG)  | 22~12 |
| Rated voltage (Group B)(V) | 300   |
| Rated current (Group B)(A) | 20    |
| Wire Range (Group C)(AWG)  | 22~12 |
| Rated voltage (Group C)(V) | 150   |
| Rated current (Group C)(A) | 20    |
| Wire Range (Group D)(AWG)  | 22~12 |
| Rated voltage (Group D)(V) | 300   |
| Rated current (Group D)(A) | 10    |

## CUL Recognized

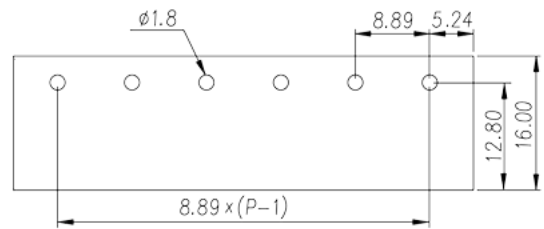
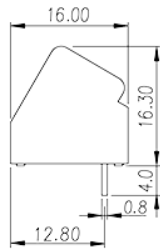
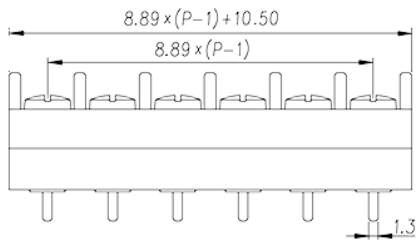
|                            |       |
|----------------------------|-------|
| Wire Range (Group B)(AWG)  | 22~12 |
| Rated voltage (Group B)(V) | 300   |
| Rated current (Group B)(A) | 20    |
| Wire Range (Group C)(AWG)  | 22~12 |
| Rated voltage (Group C)(V) | 150   |
| Rated current (Group C)(A) | 20    |
| Wire Range (Group D)(AWG)  | 22~12 |
| Rated voltage (Group D)(V) | 300   |
| Rated current (Group D)(A) | 10    |

## VDE Approval

|                               |          |
|-------------------------------|----------|
| Wire Range (mm <sup>2</sup> ) | 0.34~2.5 |
| Rated current (A)             | 24       |

## Drawings

|  |  |
|--|--|
|  |  |
|--|--|



## Approvals

