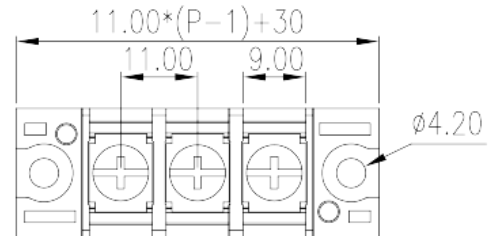



# 0168-20XX

Barrier Terminal Blocks &gt; Panel Feed-Through

Date:2025-08-04Version:1.1



The web catalog is for reference only. Dinkle remains the right of product modification and engineering change of the design.  
The final product is made according to engineering drawing.

## Product Description

Pitch: 11mm , M4, 300V, 30A

## General information

|                   |  |
|-------------------|--|
| Short description | Barrier terminal blocks , Screw connection |
| Category          | Panel Feed Through Terminal Blocks         |
| Pitch (mm)        | 11   |
| Color             | Black(default)                             |
| Connection method | Screw connection                           |
| Type of locking   | With mounting flange                       |
| Level             | Single level                               |

## Material information

|  |              |
|--|--------------|
| Insulation material                          | PBT          |
| Insulation material group                    | IIIa         |
| Flame retardant rating , compliant with UL94 | V0           |
| Conductor material                           | Copper Alloy |
| Plating of conductor surface                 | Tinned       |

## Connection data-IEC

|  |         |
|--|---------|
| Rated current (A)  | 41      |
| Rated voltage (II/2)(V)  | 630     |
| Rated voltage (III/2) (V)  | 600     |
| Rated voltage (III/3)(V)   | 400     |
| Rated impulse voltage (II/2)(KV)                                       | 6       |
| Rated impulse voltage (III/2)(KV)                                      | 6       |
| Rated impulse voltage (III/3)(KV)                                      | 6       |
| Conductor cross section solid. min (mm <sup>2</sup> )                  | 0.34    |
| Conductor cross section solid.max (mm <sup>2</sup> )                   | 6       |
| Conductor cross section stranded. min (mm <sup>2</sup> )               | 0.34    |
| Conductor cross section stranded. max (mm <sup>2</sup> )               | 6       |
| 2 conductors with same cross section, solid, max (mm <sup>2</sup> )    | 4       |
| 2 conductors with same cross section, stranded, max (mm <sup>2</sup> ) | 4       |
| Screw thread   | M4      |
| Slotted screwdriver size (Blade thickness x Width)(mm)                 | 1.0x5.5 |
| Philips screwdriver size   | PH2     |
| Rated torque (N.m)   | 1.8     |
| Recommend tightening torque. min (N.m)                                 | 1.2     |
| Recommend tightening torque. max (N.m)                                 | 1.8     |
| Stripping Length (mm)  | 8       |

## Connection data-UL

|  |     |
|--|-----|
| Rated voltage (UL/CUL Group B)(V)                | 300 |
| Rated current (UL/CUL Group B)(A)                | 30  |
| Min. solid wire connection (AWG) acc. to UL/CUL  | 22  |
| Max. solid wire connection AWG acc. to UL/CUL    | 10  |
| Min. stranded wire connection AWG acc. to UL/CUL | 22  |
| Max. stranded wire connection AWG acc. to UL/CUL | 10  |

## Environment & Safety

|   |     |
|---|-----|
| Back of the hand protection (YES or NO) | YES |
| Operating temperature. max (°C)         | 130 |
| Operating temperature. min (°C)         | -40 |

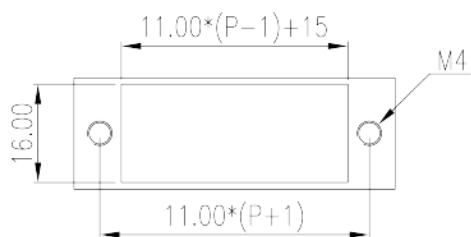
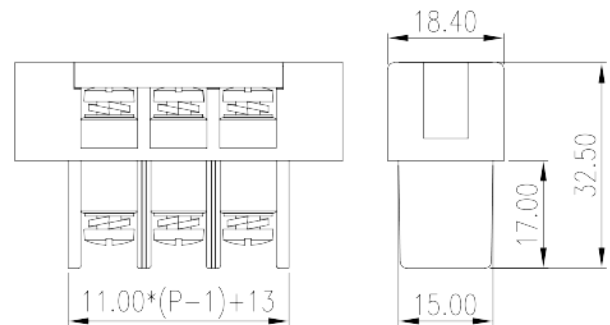
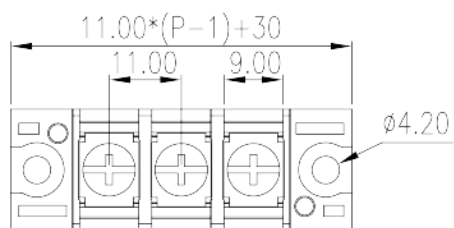
## UL Recognized

|                            |       |
|----------------------------|-------|
| Wire Range (Group B)(AWG)  | 22~10 |
| Rated voltage (Group B)(V) | 300   |
| Rated current (Group B)(A) | 30    |

## CUL Recognized

|                            |       |
|----------------------------|-------|
| Wire Range (Group B)(AWG)  | 22~10 |
| Rated voltage (Group B)(V) | 300   |
| Rated current (Group B)(A) | 30    |

## Drawings



## Approvals



