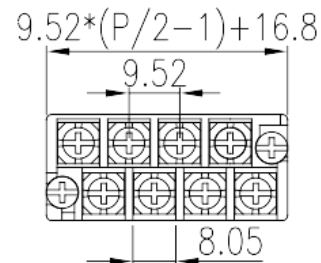


# 4DSDCC-01-XX

Barrier Terminal Blocks &gt; Pluggable

Date:2026-07-04Version:1.1



The web catalog is for reference only. Dinkle remains the right of product modification and engineering change of the design. The final product is made according to engineering drawing.

## Product Description

Pitch : 9.50 mm , M3.5 , 300V , 15A

## General information

Short description	Barrier terminal blocks , Screw connection
Category	Pluggable terminal blocks
Pitch (mm)	9.50
Color	Black(default)
Connection method	Screw connection
Type of locking	With screw flange
Pin demensions (Thickness x Width)(mm)	0.8x1.1
PCB hole diameter (mm)	1.6~1.7
Level	Double level

## Material information

Insulation material	PBT
Insulation material group	IIIa
Flame retardant rating , compliant with UL94	V0
Conductor material	Copper Alloy
Plating of conductor surface	Gold plated

## Connection data-IEC

Rated voltage (V)	250
Rated current (A)	24
Rated voltage (II/2)(V)	250
Rated voltage (III/2) (V)	250
Rated voltage (III/3)(V)	160
Rated impulse voltage (II/2)(KV)	4
Rated impulse voltage (III/2)(KV)	4
Rated impulse voltage (III/3)(KV)	4
Conductor cross section solid. min (mm <sup>2</sup> )	0.75
Conductor cross section solid.max (mm <sup>2</sup> )	1.5
Conductor cross section stranded. min (mm <sup>2</sup> )	0.75
Conductor cross section stranded. max (mm <sup>2</sup> )	1.5
2 conductors with same cross section, solid, max (mm <sup>2</sup> )	1.5
2 conductors with same cross section, stranded, max (mm <sup>2</sup> )	1.5
Screw thread	M3.5
Slotted screwdriver size (Blade thickness x Width)(mm)	0.8x4.0
Philips screwdriver size	PH2
Rated torque (N.m)	1.4
Recommend tightening torque. min (N.m)	0.8
Recommend tightening torque. max (N.m)	1.4
Stripping Length (mm)	8~9

## Connection data-UL

Rated voltage (UL/CUL Group B)(V)	300
Rated current (UL/CUL Group B)(A)	15
Min. solid wire connection (AWG) acc. to UL/CUL	18
Max. solid wire connection AWG acc. to UL/CUL	14
Min. stranded wire connection AWG acc. to UL/CUL	18
Max. stranded wire connection AWG acc. to UL/CUL	14

## Environment & Safety

Back of the hand protection (YES or NO)	YES
Operating temperature. max (°C)	130

Operating temperature. min (°C)	-40
---------------------------------	-----

### UL Recognized

Wire Range (Group B)(AWG)	18~14
Rated voltage (Group B)(V)	300
Rated current (Group B)(A)	15

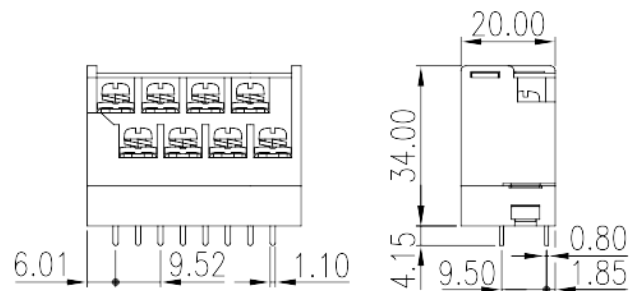
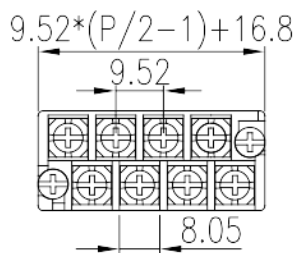
### CUL Recognized

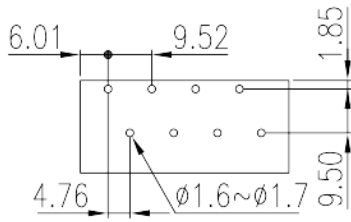
Wire Range (Group B)(AWG)	18~14
Rated voltage (Group B)(V)	300
Rated current (Group B)(A)	15

### VDE Approval

Wire Range (mm <sup>2</sup> )	0.75~1.5
Rated voltage (V)	250
Rated current (A)	24

### Drawings





## Approvals

