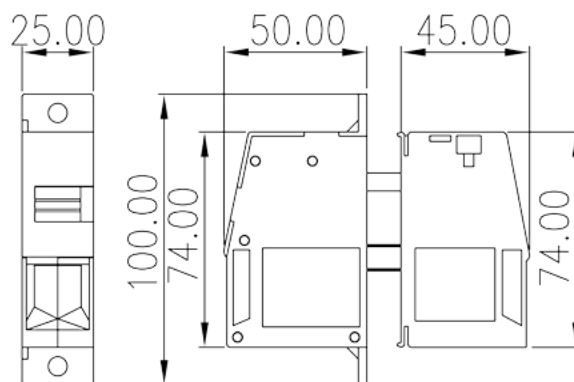


PPAC-95M

PCB Terminal Blocks > Panel Feed-Through Blocks

Date:2025-08-03Version:1.2



The web catalog is for reference only. Dinkle remains the right of product modification and engineering change of the design.
The final product is made according to engineering drawing.

Product Description

M8, 600V, 230A

General information

| | |
|---------------------|--------------------------------------|
| Short description | Panel Feed-Through, Screw Connection |
| Category | Panel Feed-Through |
| Color | Grey (default) |
| Connection method | Screw connection |
| Type of locking | Without |
| Length (mm) | 25 |
| Width (mm) | 50+45 |
| Height (mm) | 100 |
| Number of positions | 1P |

Material information

| | |
|--|-------------------|
| Insulation material | PA |
| Insulation material group | I |
| Flame retardant rating , compliant with UL94 | V0 |
| Insulation resistance | ≥500MΩ at DC 500V |
| Conductor material | COPPER ALLOY |

Plating of conductor surface

Tin PLATED

Connection data-IEC

| | |
|---|--|
| Rated voltage (V) | 630V (5.0 ~ 6.0mm mounting plate), 800V (2.5 ~ 5.0mm mounting plate), 1000V (1.0 ~ 2.5mm mounting plate) |
| Rated current (A) | 232 |
| Rated voltage (III/3)(V) | 630V (5.0 ~ 6.0mm mounting plate), 800V (2.5 ~ 5.0mm mounting plate), 1000V (1.0 ~ 2.5mm mounting plate) |
| Rated impulse voltage (III/3)(KV) | 8 |
| Conductor cross section solid. min (mm ²) | 25 |
| Conductor cross section solid.max (mm ²) | 95 |
| Conductor cross section stranded. min (mm ²) | 25 |
| Conductor cross section stranded. max (mm ²) | 95 |
| Conductor cross section flexible, with min ferrule without plastic sleeve (mm ²) | 25 |
| Conductor cross section flexible, with max ferrule without plastic sleeve (mm ²) | 95 |
| Conductor cross section flexible, with min ferrule with plastic sleeve (mm ²) | 25 |
| Conductor cross section flexible, with max ferrule with plastic sleeve (mm ²) | 95 |
| 2 conductors with same cross section, solid, min (mm ²) | 25 |
| 2 conductors with same cross section, solid, max (mm ²) | 35 |
| 2 conductors with same cross section, stranded, min (mm ²) | 25 |
| 2 conductors with same cross section, stranded, max (mm ²) | 35 |
| 2 conductors with same cross section flexible, with min ferrule without plastic sleeve (mm ²) | 16 |
| 2 conductors with same cross section flexible, with max ferrule without plastic sleeve (mm ²) | 35 |
| Screw thread | M8 |
| Philips screwdriver size | #6 |
| Rated torque (N.m) | 15 |
| Stripping Length (mm) | 26~27 |

Connection data-UL

| | |
|-----------------------------------|-----|
| Rated voltage (UL/CUL Group B)(V) | 600 |
| Rated current (UL/CUL Group B)(A) | 230 |

| | |
|--|-----|
| Rated voltage (UL/CUL Group C)(V) | 600 |
| Rated current (UL/CUL Group C)(A) | 230 |
| Min. solid wire connection (AWG) acc. to UL/CUL | 4 |
| Max. solid wire connection AWG acc. to UL/CUL | 4/0 |
| Min. stranded wire connection AWG acc. to UL/CUL | 4 |
| Max. stranded wire connection AWG acc. to UL/CUL | 4/0 |

Environment & Safety

| | |
|---|-----|
| Back of the hand protection (YES or NO) | YES |
| Finger protection (YES or NO) | YES |
| Operating temperature. max (°C) | 120 |
| Operating temperature. min (°C) | -40 |

UL Recognized

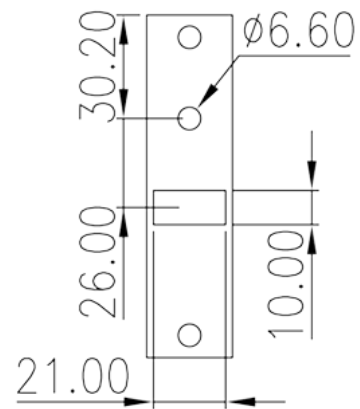
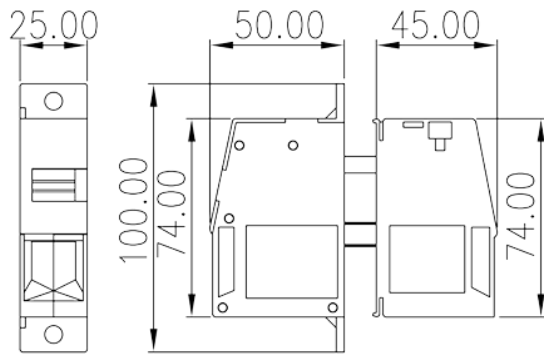
| | |
|----------------------------|-------|
| Wire Range (Group B)(AWG) | 4~4/0 |
| Rated voltage (Group B)(V) | 600 |
| Rated current (Group B)(A) | 230 |
| Wire Range (Group C)(AWG) | 4~4/0 |
| Rated voltage (Group C)(V) | 600 |
| Rated current (Group C)(A) | 230 |

CUL Recognized

| | |
|----------------------------|-------|
| Wire Range (Group B)(AWG) | 4~4/0 |
| Rated voltage (Group B)(V) | 600 |
| Rated current (Group B)(A) | 230 |
| Wire Range (Group C)(AWG) | 4~4/0 |
| Rated voltage (Group C)(V) | 600 |
| Rated current (Group C)(A) | 230 |

Drawings

| | |
|--|--|
| | |
|--|--|



Approvals

