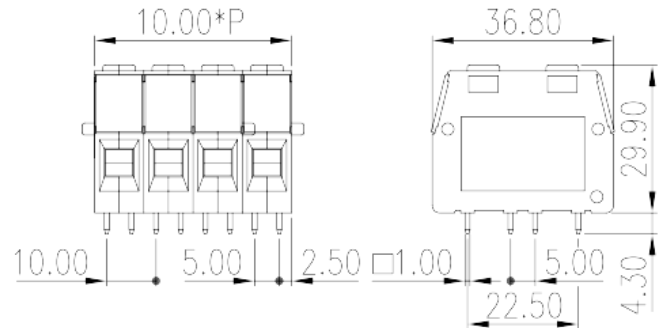


PDS-10A-XX

PCB Terminal Blocks > PCB Terminal Blocks

Date:2025-08-14Version:V1



The web catalog is for reference only. Dinkle remains the right of product modification and engineering change of the design.
The final product is made according to engineering drawing.

Product Description

Pitch : 10.00mm, 300V

General information

Short description	PCB Terminal Blocks, Screw Connection
Category	PCB Terminal Blocks
Pitch (mm)	10.00
Color	Green-Yellow (default)
Connection method	Screw Connection
Type of locking	Without
Length (mm)	$5.00 \times (2P-1) + 5.0$
Width (mm)	36.8
Height (mm)	29.9
Pin demensions (Thickness x Width)(mm)	1.0x1.0
PCB hole diameter (mm)	1.4~1.5
Number of positions	02P~12P
Level	Single level

Material information

Insulation material	PA
---------------------	----

Insulation material group	I
Flame retardant rating , compliant with UL94	V0
Insulation resistance	□500MΩ at DC 500V
Conductor material	COPPER ALLOY
Plating of conductor surface	Tin PLATED

Connection data-IEC

Rated voltage (V)	320
Rated voltage (II/2)(V)	630
Rated voltage (III/2) (V)	320
Rated voltage (III/3)(V)	250
Rated impulse voltage (II/2)(KV)	4
Rated impulse voltage (III/2)(KV)	4
Rated impulse voltage (III/3)(KV)	4
Conductor cross section solid. min (mm ²)	0.2
Conductor cross section solid.max (mm ²)	16
Conductor cross section stranded. min (mm ²)	0.2
Conductor cross section stranded. max (mm ²)	26
Conductor cross section flexible, with min ferrule without plastic sleeve (mm ²)	0.25
Conductor cross section flexible, with max ferrule without plastic sleeve (mm ²)	10
Conductor cross section flexible, with min ferrule with plastic sleeve (mm ²)	0.25
Conductor cross section flexible, with max ferrule with plastic sleeve (mm ²)	10
2 conductors with same cross section, solid, min (mm ²)	0.2
2 conductors with same cross section, solid, max (mm ²)	2.5
2 conductors with same cross section, stranded, min (mm ²)	0.2
2 conductors with same cross section, stranded, max (mm ²)	2.5
2 conductors with same cross section flexible, with min ferrule without plastic sleeve (mm ²)	0.5
2 conductors with same cross section flexible, with max ferrule without plastic sleeve (mm ²)	6
2 conductors with same cross section flexible, min twin ferrules with plastic sleeve (mm ²)	2.5
2 conductors with same cross section flexible, max twin ferrules with plastic sleeve (mm ²)	6

Screw thread	M4
Rated torque (N.m)	1.2~1.5
Stripping Length (mm)	12~13

Connection data-UL

Rated voltage (UL/CUL Group B)(V)	300
Rated voltage (UL/CUL Group D)(V)	300
Min. solid wire connection (AWG) acc. to UL/CUL	24
Max. solid wire connection AWG acc. to UL/CUL	6
Min. stranded wire connection AWG acc. to UL/CUL	24
Max. stranded wire connection AWG acc. to UL/CUL	6

Environment & Safety

Finger protection (YES or NO)	YES
Operating temperature. max (°C)	120
Operating temperature. min (°C)	-40

UL Recognized

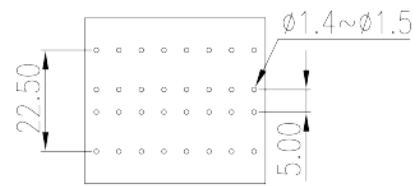
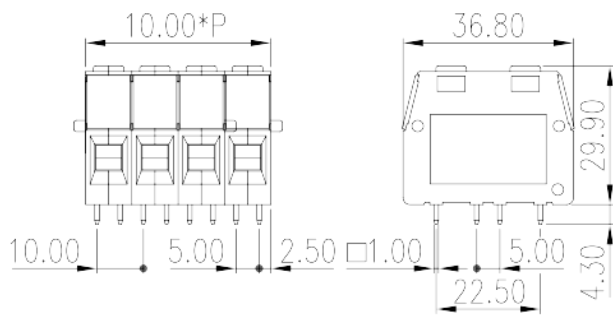
Wire Range (Group B)(AWG)	24~6
Rated voltage (Group B)(V)	300
Wire Range (Group D)(AWG)	24~6
Rated voltage (Group D)(V)	300

CUL Recognized

Wire Range (Group B)(AWG)	24~6
Rated voltage (Group B)(V)	300
Wire Ranget (Group D)(AWG)	24~6
Rated voltage (Group D)(V)	300

Drawings

--	--



Approvals

