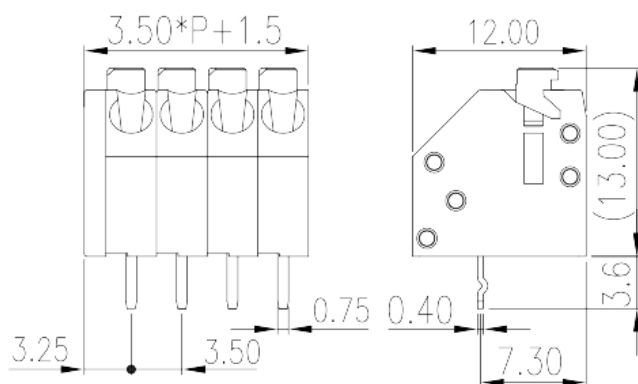


# 0136-21XX

PCB Terminal Blocks > PCB Terminal Blocks

Date:2026-07-04Version:V1



The web catalog is for reference only. Dinkle remains the right of product modification and engineering change of the design. The final product is made according to engineering drawing.

## Product Description

Pitch : 3.50 mm, 300V, 6A

## General information

Short description	PCB Terminal Blocks, Push-in Design
Category	PCB Terminal Blocks
Pitch (mm)	3.50
Color	Grey (default)
Connection method	Push in design
Type of locking	Without
Soldering method	Wave soldering
Length (mm)	$3.50 \times (P-1) + 5.0$
Width (mm)	12
Height (mm)	13
Pin dimensions (Thickness x Width)(mm)	0.4x0.75
PCB hole diameter (mm)	1
Number of positions	02P~24P
Level	Single level

## Material information

Insulation material	PA
Insulation material group	I
Flame retardant rating , compliant with UL94	V0
Insulation resistance	□500MΩ at DC 500V
Conductor material	COPPER ALLOY
Plating of conductor surface	Tin PLATED

## Connection data-IEC

Rated voltage (V)	250
Rated current (A)	8
Rated voltage (II/2)(V)	400
Rated voltage (III/2) (V)	250
Rated voltage (III/3)(V)	200
Rated impulse voltage (II/2)(KV)	2.5
Rated impulse voltage (III/2)(KV)	2.5
Rated impulse voltage (III/3)(KV)	2.5
Conductor cross section solid. min (mm <sup>2</sup> )	0.2
Conductor cross section solid.max (mm <sup>2</sup> )	0.75
Conductor cross section stranded. min (mm <sup>2</sup> )	0.5
Conductor cross section stranded. max (mm <sup>2</sup> )	0.75
Conductor cross section flexible, with min ferrule without plastic sleeve (mm <sup>2</sup> )	0.25
Conductor cross section flexible, with max ferrule without plastic sleeve (mm <sup>2</sup> )	0.75
Conductor cross section flexible, with min ferrule with plastic sleeve (mm <sup>2</sup> )	0.25
Conductor cross section flexible, with max ferrule with plastic sleeve (mm <sup>2</sup> )	0.5
Slotted screwdriver size (Blade thickness x Width)(mm)	0.4x2.5
Stripping Length (mm)	8~9

## Connection data-UL

Rated voltage (UL/CUL Group B)(V)	300
Rated current (UL/CUL Group B)(A)	6
Rated voltage (UL/CUL Group D)(V)	300
Rated current (UL/CUL Group D)(A)	6
Min. solid wire connection (AWG) acc. to UL/CUL	28

Max. solid wire connection AWG acc. to UL/CUL	16
Min. stranded wire connection AWG acc. to UL/CUL	28
Max. stranded wire connection AWG acc. to UL/CUL	16

## Environment & Safety

Finger protection (YES or NO)	YES
Operating temperature. max (°C)	120
Operating temperature. min (°C)	-40

## UL Recognized

Wire Range (Group B)(AWG)	28~16(SOL)
Rated voltage (Group B)(V)	300
Rated current (Group B)(A)	6
Wire Range (Group D)(AWG)	28~16(SOL)
Rated voltage (Group D)(V)	300
Rated current (Group D)(A)	6

## CUL Recognized

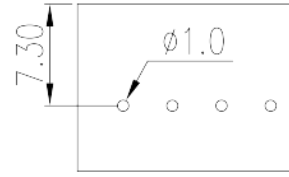
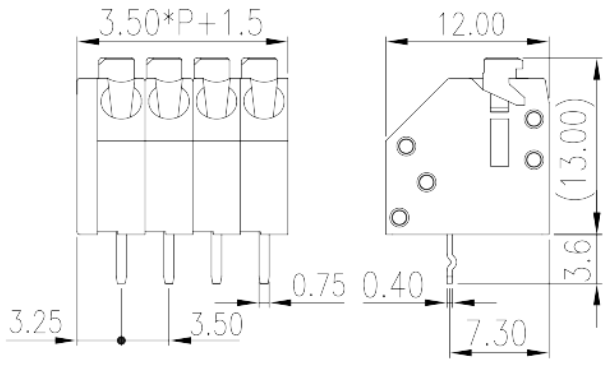
Wire Range (Group B)(AWG)	28~16(SOL)
Rated voltage (Group B)(V)	300
Rated current (Group B)(A)	6
Wire Ranget (Group D)(AWG)	28~16(SOL)
Rated voltage (Group D)(V)	300
Rated current (Group D)(A)	6

## VDE Approval

Wire Range (mm <sup>2</sup> )	0.2~0.75
Rated voltage (V)	130
Rated current (A)	8

## Drawings

--	--



## Approvals

