

Remote IO 16 Channel Digital Output

GFDO-RM02N 簡易操作手冊 Quick Guide

安裝拆卸說明 / Installation instructions

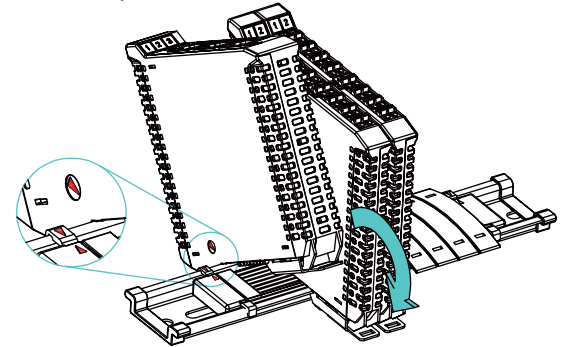
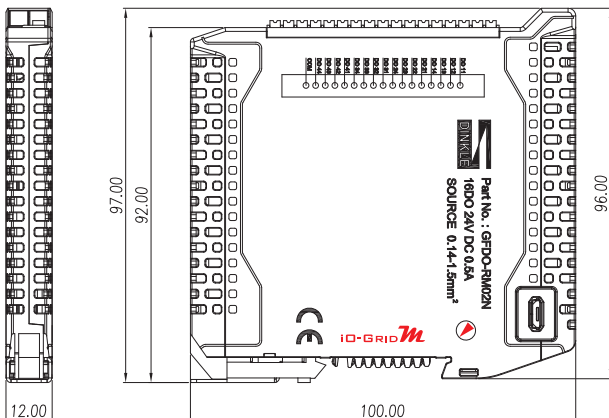
安裝 / Assembly

品名 / Product	數量 / Qty
16 channel digital output	1
簡易使用手冊	1

規格介紹 / Specifications

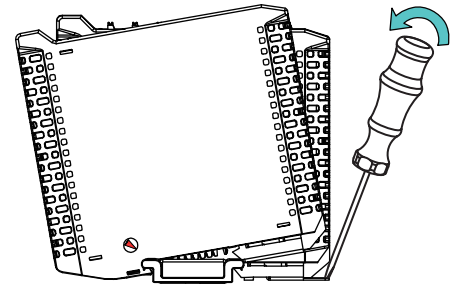
Technical Data	
Module type	16 channel digital output module
Number of outputs	16
Rate load voltage	24V DC (±10%)
Current consump	35mA @ 5V
Output type	Source
Max. output current	0.5A per channel
General Data	
W x D x H	12 x 100 x 95 mm
Weight	Appeox. 80g
Operating temp.	0...+55°C
Storage temp.	-25...+85°C
Interface	Dinkle Bus system

外觀尺寸規格 / Dimensions



- 注意事項：安裝時請確認軌道與模組紅色箭頭是否同方向。
- Note: Both bus terminal and the module have red mark to indicate the direction while installation.

拆卸 / Back-out



建議搭配相關配件 / Related accessories

相關配件 / Accessories	料號 / Part No.
轉接插座	BS-210
轉接插頭	BS-211
標示牌	TM20
防塵蓋	BS-C028
USB / RS232	GFTL-RM01
USB / RS485	GFTL-RM02

Remote IO utility. Remote IO user manual.
載點: www.dinkle.com/en/news/download.php

