

Industrial Relay

工业继电器



因联结而喜悦!!

Delight Through Connections

XC-11.5C



为您快速实现成功!!

自1983年创立以来，叮洋集团始终坚持创新的力量及工匠精神，以生产优质的产品和提供高效的服务从而实现与客户的联结。我们凭借40年来丰富的行业经验与专业技术，聆听客户的需求，不断推陈出新，积极架构高效的全球服务体系。与客户及同业人员精诚合作，携手共进。

叮洋专注于数字化转型的战略目标已近十年了，目前已完成点到点的模块化集成阶段，透过当前的系统化的集成，工程化信息已能贯穿了整个价值链，这其中包括了PLM、PDM、MES、AVM及SAP等多项系统的共同整合。现在的叮洋已经可以同时执行产品研发与设计项目的作业流程下，进行原材料零部件采购与组织生产制造，并开展全球化的项目运营与市场营销工作；点到点的模块化集成，让企业价值链从“串行”转变为“并行”，确保了我们的规模化生产及个性化定制的实施。

时刻关注客户的需求，正确理解，正确执行，是叮洋制胜的关键。为客户提供以结果为导向的高性价比解决方案，是我们一直以来追求的目标。叮洋人一直坚守在自己的岗位，坚持创新的工匠精神，追求最高的产品质量，以双赢的结果为导向，营造相互信任，公平公正的合作关系。客户的信赖与支持是我们保持激情，不断创新的动力。

今天的叮洋，已不再只是高质量端子台的供应商，更是您多元需求的合作伙伴。



产品主要特点


- 国际通用、认证齐全
- 工作稳定可靠，使用寿命更长
- 体积小，额定容量高
- 可视化机械指示窗和测试按钮，无需上电即可检测触点功能
- 触点材质使用工业级银合金
- 配备多种日式、欧式底座；螺丝、弹片、PID 直插式等多种接线方式
- 设计用材考究，绿色环保，符合 RoHS 指令

RER 超薄型
RER Slim 页 6




- P-LUP 拉霸手柄设计, 6.2mm 超薄尺寸
P-LUP handle design, 6.2mm slim body
- 按压式抽屉把手
Push-pull drawer handle
- 1C 转换触点, 6A 大容量输出
1C changeover contact, 6A current capacity output
- 直插式接线、弹片与螺丝接线可选
Push-in design, clamp connection and screw wiring, optional

RE 光继电器
RE Optical 页 12




- P-LUP 拉霸手柄设计, 6.2mm 超薄尺寸
P-LUP handle design, 6.2mm slim body
- 最高负载电流可达 6A
Maximum load current up to 6A
- 开关频率可达 200kHz
Switching frequency up to 200kHz
- 直插式接线、螺丝接线可选
Push-in design and screw wiring, optional

J Type 紧凑型
J Type Compact 页 23



- 16mm 紧凑设计, 可提供 2 副转换触点选择, 1C/12A 大容量输出
16mm compact design, 2 pairs of changeover contacts or 1C/12A large-capacity output
- PID 及多款底座供选择使用
PID and a couple of bases are available
- 提供功能电子模块
Selectable functional electronic modules

S / M Type 通用型
S / M Type General 页 33



- 国际通用电磁继电器, 2 或 4 副转换触点
10A 大容量负载设计
2 or 4 pairs of changeover contacts
10A large current capacity in max.
- 标配测试按钮/旋钮, 便于现场安装
All types with test button/knob for easy on-site installation and adjustment
- PID 及多款底座供选择使用
PID and a couples of bases are available
- 提供功能电子模块
Functional electronic modules selectable

L Type 电机负载型
L Type Motor Load Type 页 47



- 国际通用电磁继电器, 2 或 4 副转换触点
2 or 4 pairs of changeover contacts
- 4C/10A 大容量负载设计
4C/10A large capacity load design
- 符合出口与安规测试要求
Comply with export and safety test requirements
- 转换成本低, 快速上手
Low cost, quick and easy use

继电器装配附件
Accessories 页 52



- 金属固定夹, 塑料固定夹
Metal clip and plastic clip
- LED 及防浪涌组件
LED and surge protection
- 短路片、标示牌
Bridge and marking label

第6-11页						
订货规格 产品描述	RER-H1C-24 直插式 输入/输出: 24V / 250V/6A	RER-H1C-110 直插式 输入/输出: 110V / 250V/6A	RER-H1C-230 直插式 输入/输出: 230V / 250V/6A	RER-S1C-24 螺丝式 输入/输出: 24V / 250V/6A	RER-S1C-110 螺丝式 输入/输出: 110V / 250V/6A	RER-S1C-230 螺丝式 输入/输出: 230V / 250V/6A
第6-11页						
订货规格 产品描述	RER-24-1A 螺丝式 输入/输出: 24V / 250V/6A	RER-110-2B 螺丝式 输入/输出: 110V / 250V/6A	RER-230-3B 螺丝式 输入/输出: 230V / 250V/6A	RER-24-4A 弹片式 输入/输出: 24V / 250V/6A	RER-110-5B 弹片式 输入/输出: 110V / 250V/6A	RER-230-6B 弹片式 输入/输出: 230V / 250V/6A

光继电器 RE 系列(直插式) / Optical Relay RE Series (PID)

第15页					
订货规格 产品描述	RE-H2604 输入: 5 VDC / 15~20 mA 输出: 3~48VDC / 6 A	RE-H2614 输入: 24 VDC / 15~20 mA 输出: 3~48VDC / 6 A	RE-H2664 输入: 230 VAC / 40 mA 输出: 3~48VDC / 6 A	RE-H2674 输入: 110~230 VAC / 40 mA 输出: 3~48VDC / 6 A	
第16页					
订货规格 产品描述	RE-2604 输入: 5 VDC / 10~15mA 输出: 3~48VDC / 6 A	RE-2614 输入: 24 VDC / 10~15mA 输出: 3~48VDC / 6 A	RE-2674 输入: 110~230 VAC / 10 mA 输出: 3~48VDC / 6 A		
第17页					
订货规格 产品描述	RE-3704 输入: 5 VDC / 10 mA 输出: 4~30VDC / 0.1A	RE-3714 输入: 24 VDC / 10 mA 输出: 4~30VDC / 0.1A	RE-3814 输入: 24 VDC / 8 mA 输出: 24~230VAC / 2.4A		

光继电器 RE 系列(螺丝型) / Optical Relay RE Series (Screw)

第18页					
订货规格 产品描述	RE-S0014 输入: 5~30 VDC / 6mA 输出: 3~30VDC / 0.1 A	RE-S0504 输入: 5 VDC / 15~18 mA 输出: 3~48VDC / 0.5 A	RE-S0514 输入: 24VDC / 12~14 mA 输出: 3~48VDC / 0.5 A	RE-S0554 输入: 110 VAC / 0.6~1.3 mA 输出: 3~48VDC / 0.5 A	RE-S0564 输入: 230 VAC / 0.6~1.1 mA 输出: 3~48VDC / 0.5 A

光继电器 RE 系列 (螺丝型) / Optical Relay RE Series (Screw)

第19页					
订货规格 产品描述	RE-0014 输入: 5~30 VDC / 6 mA 输出: 3~30 VDC / 0.1A	RE-0504 输入: 5 VDC / 15~18 mA 输出: 3~48 VDC / 0.5A	RE-0514 输入: 24 VDC / 6 mA 输出: 3~48 VDC / 0.5A	RE-0554 输入: 110 VAC / 0.6~1.3 mA 输出: 3~48 VDC / 0.5A	RE-0564 输入: 230 VAC / 0.6~1.1 mA 输出: 3~48 VDC / 0.5A

紧凑型继电器 J 系列 / Compact Relay J Series

第26-29页						
订货规格 产品描述	RER-J1C-D24 线圈: 24VDC 触点: 1C / 12A	RER-J1C-A120 线圈: 120VAC 触点: 1C / 12A	RER-J1C-A230 线圈: 230VAC 触点: 1C / 12A	RER-J2C-D24 线圈: 24VDC 触点: 2C / 8A	RER-J2C-A120 线圈: 120VAC 触点: 2C / 8A	RER-J2C-A230 线圈: 230VAC 触点: 2C / 8A
第30-32页						
订货规格 适用规格	0149-3T-05ST RER-J1C 直插式	0149-3T-08ST RER-J2C 直插式	0149-30-05A RER-J1C 螺丝式	0149-30-08A RER-J2C 螺丝式	0149-33-05E RER-J1C 螺丝式	0149-33-08E RER-J2C 螺丝式

通用型继电器 S / M 系列 / General Relay S / M Series

第34-39页						
订货规格 产品描述	RER-S2C-D24 线圈: 24VDC 触点: 2C / 10A	RER-S2C-A120 线圈: 120VAC 触点: 2C / 10A	RER-S2C-A230 线圈: 230VAC 触点: 2C / 10A	RER-S4C-D24 线圈: 24VDC 触点: 4C / 5A	RER-S4C-A120 线圈: 120VAC 触点: 4C / 5A	RER-S4C-A230 线圈: 230VAC 触点: 4C / 5A
第40-43页						
订货规格 产品描述	RER-M2C-D24 线圈: 24VDC 触点: 2C / 5A	RER-M2C-A120 线圈: 120VAC 触点: 2C / 5A	RER-M2C-A230 线圈: 230VAC 触点: 2C / 5A	RER-M4C-D24 线圈: 24VDC 触点: 4C / 3A	RER-M4C-A120 Coil / 120VAC 触点: 4C / 3A	RER-M4C-A230 线圈: 230VAC 触点: 4C / 3A
第44-46页						
订货规格 适用规格	0149-1T-08ST RER-M2C / RER-S2C 直插式	0149-1T-14ST RER-M4C / RER-S4C 直插式	0149-10-08A RER-M2C / RER-S2C 螺丝式	0149-10-14A RER-M4C / RER-S4C 螺丝式	0149-13-08E RER-M2C / RER-S2C 螺丝式	0149-13-14E RER-M4C / RER-S4C 螺丝式

通用型继电器 L 系列 / General Relay L Series

第47-50页						
订货规格 产品描述	RER-L2C-D24 线圈: 24VDC 触点: 2C / 10A	RER-L2C-A120 线圈: 120VAC 触点: 2C / 10A	RER-L2C-A230 线圈: 230VAC 触点: 2C / 10A	RER-L4C-D24 线圈: 24VDC 触点: 4C / 10A	RER-L4C-A120 线圈: 120VAC 触点: 4C / 10A	RER-L4C-A230 线圈: 230VAC 触点: 4C / 10A
第51页						
订货规格 适用规格	0149-20-08A RER-L2C 螺丝式	0149-20-14A RER-L4C 螺丝式				

配件 / Accessories

第53页					
订货规格 适用底座	0149-11ES 0149-10-08A	0149-11 0149-10-14A	0149-21 0149-20-08A, 0149-20-14A	0149-14 0149-13-08E, 0149-13-14E 0149-1T-08ST, 0149-1T-08ST	0149-32 0149-33-05E, 0149-33-08E 0149-3T-05ST, 0149-3T-08ST
第54页					
订货规格 适用底座	0149-36 0149-13-08E, 0149-13-14E 0149-33-05E, 0149-33-08E 0149-1T-08ST, 0149-1T-14ST 0149-3T-05ST, 0149-3T-08ST	0149-36-240 0149-13-08E, 0149-13-14E 0149-33-05E, 0149-33-08E 0149-1T-08ST, 0149-1T-14ST 0149-3T-05ST, 0149-3T-08ST	0149-35-24 0149-13-08E, 0149-13-14E 0149-33-05E, 0149-33-08E 0149-1T-08ST, 0149-1T-14ST 0149-3T-05ST, 0149-3T-08ST	0149-35-240 0149-13-08E, 0149-13-14E 0149-33-05E, 0149-33-08E 0149-1T-08ST, 0149-1T-14ST 0149-3T-05ST, 0149-3T-08ST	
第54页					
订货规格 适用底座	DSD03-M1500 RER-H1C RER-S1C	0149-4S-20 RER-24-1A, RER-110-2B RER-230-3B, RER-24-4A RER-110-5B, RER-230-6B	0149-3U-02 0149-1T-08ST, 0149-1T-14ST 0149-3T-05ST, 0149-3T-08ST		

Slim Relay

薄型继电器

产品宽度仅 6.2mm，町洋新推出的 RER 系列是目前业界超薄尺寸导轨安装式继电器。使用 RER 新系列产品，可大大方便工程技术人员对有限的电气控制柜的布局设计。

In 6.2mm width only, Dinkle RER series relay is one of the slimmest relays in the industrial control with DIN rail mounting structure design. With these new products, it becomes easier for engineers to design layout and to arrange the components within limited cabinet space with more flexibility.




薄型继电器 / Slim Relay

产品概述 / Product Description

“薄”意味着节省 - Slim Means Saving

町洋 RER 新系列薄型继电器，和其它系列产品，广泛应用于 PLC，数控系统，机器人，智能制造等控制系统的输出信号的安全驱动，是实现远程控制、生产加工、包装、输送、检测、仓储等各类设备和产品自动化装配线的理想选择。

The RER new slim relays of Dinkle, the same as the other product lines, can be widely and safely used for the machine signal control in the systems of PLC, digital control system, robotics, smart manufacturing, etc. They benefit the machine manufacturers to realize the remote control, product processing, packaging, material transit/delivery, storage and manufacturing of sorts of machines and automation assembly lines.




产品特点 / Product Features

- 6.2mm 薄型壳体设计，节省 70% 以上安装空间
6.2mm width design, saving more than 70% of installation space compare to a general relay
- 低功耗，温升小
Low power consumption, less temperature raise
- 町洋专利 P-LUP 拉霸手柄，无需工具实现各类导线进退线，夹持稳固不松脱
DINKLE's patented P-LUP handle, no any tools are needed for wiring, the clamping is firm and safe when ferrule pushed into end
- LED 顶部高突显示，直观易辨识
LED indicator, clearly and easily to be seen
- 顶部抽屉式按压手柄，装配更容易，保护针脚不受折损
On top drawer press handle for easier assembly and to protect pins against broken
- 桥式整流器电路设计，交直流通用
Inner design with bridge rectifier, AC or DC universal input
- 底座内置浪涌吸收器，防过电压保护
Surge Protection design inside socket to absorb the electrical peak
- 直插式、弹片式、螺丝固定式接线自由选择
Push-in design, screw terminal and spring clamp, optional
- 使用横联附件，电路扩展便利
Bridge accessory for quick wiring

产品认证 / Product Certification



产品结构 / Product Portfolio




行业应用 / Industries

像叮洋的优质端子系列产品一样，RER系列继电器可广泛应用于汽车、安防监控、机床制造、家电生产、食品饮料、印刷包装、塑料及橡胶、金属加工、电子及半导体、水处理、新能源、物流、智能建筑、自动化等各行各业诸多领域。

With fames of the terminals of Dinkle, the RER relays can be broadly used in most of the industries, such as automotive, security control, machine tools, appliance, food and beverage, printing and packaging, plastic and rubber, metal processing, electronic and semi-conductor, water supply, renewable energy.....

- 6.2mm 超薄尺寸
6.2mm, slim and flat
- 1C 转换触点
1 change over contact
- 触点电流：6A，最大开关容量：1500VA，180W
Contact current: 6A, Contact switching capacity: 1500VA, 180W
- 产品电压 24V，110V，230V 可选
Input voltage option: 24V, 110V, 230V
- 直插式、弹片式、螺丝接线方式可选
Push-in design or spring clamp or screw connection

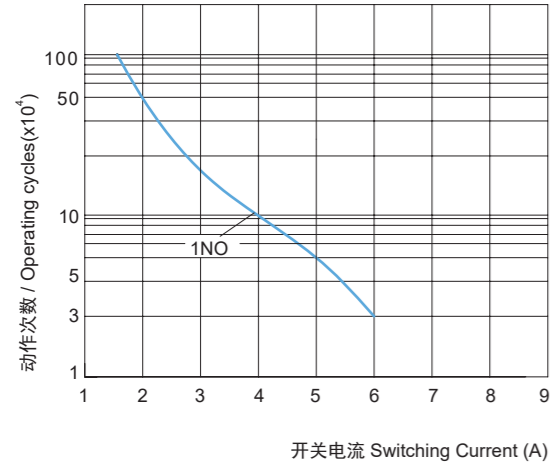


规格说明 / Specification

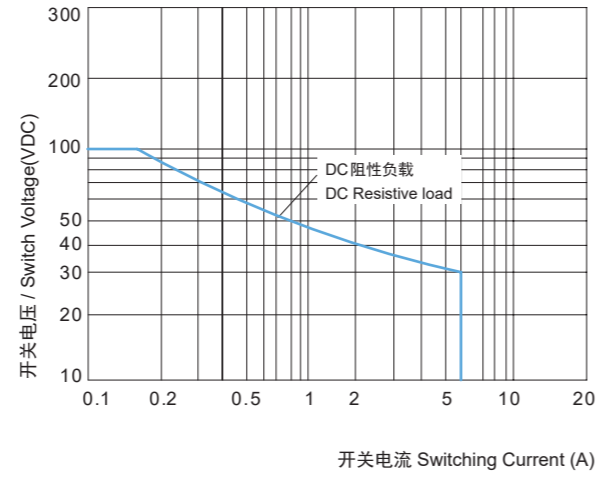
订货规格 / Part Number	RER-H1C-24 RER-24-1A	RER-S1C-24 RER-24-4A	RER-H1C-110 RER-110-2B	RER-S1C-110 RER-110-5B	RER-H1C-230 RER-230-3B	RER-S1C-230 RER-230-6B
线圈特性 / Coil Characteristics						
额定电压 / Rated voltage	24VAC / DC		110VAC / DC		230VAC / DC	
动作时间 (额定电压下) / Typical response time	≤8ms		≤8ms		≤8ms	
释放时间 (额定电压下) / Typical release time	≤4ms		≤4ms		≤4ms	
保护电路 / Drop-out voltage (at 23°C)	桥式整流器, 突波吸收器 Bridge rectifier, surge protection		桥式整流器 / Bridge rectifier		桥式整流器 / Bridge rectifier	
LED 工作指示 / LED Status display	绿色 / Green		绿色 / Green		绿色 / Green	
触点特性 / Contact Characteristics						
触点数 / No. of contacts	1C					
触点材料 / Contact material	银镍合金 AgNi					
触点负载 (阻性) / Contact rating (Res. load)	6A, 250VAC / 30VDC					
最大切换电压 / Max. switching voltage	400VAC / 125VDC					
接触电阻 / Contact resistance	≤100mΩ (1A, 6VDC)					
机械耐久性 / Mechanical endurance	1 x 10 ⁷ 次					
电气耐久性(AC) / Electrical endurance(AC)	3 x 10 ⁴ 次, NO, 1 x 10 ⁴ 次, NC					
电气耐久性(DC) / Electrical endurance(DC)	6 x 10 ³ 次, NO, 6 x 10 ³ 次, NC					
介电强度 (线圈与触点) / Dielectric strength (Coils & contacts)	4000VAC / 1min					
介电强度 (开路与触点) / Dielectric strength (Open circuit & contacts)	1000VAC / 1min					
一般特性 / General Characteristics						
工作温度 / Operating temperature	-40°C ~ 60°C					
存储湿度 / Storage temperature	-40°C ~ 85°C					
绝缘材料 / Insulating material	PA66					
阻燃等级, 符合 UL94 / UL94 Flammability rating	V0					
绝缘阻抗 / Insulation resistance	≥500mΩ at DC 500V					
适用线径 (AWG/mm ²) / Solid/stranded wire	24-12 / 0.5-1.5					
接线方式 / Connection method	直插式 Push-in、螺丝式 Screw、弹片式 Spring clamp					
螺纹规格 / Screw thread	M2.5					
端子台螺丝扭矩 / Screw torque	0.5N·m					

性能曲线图 / Performance Curve

电气寿命曲线 / Electrical Life Diagram



直流负载触点通断曲线 / Switching Capacity Diagram



订货型号一览表 / Ordering Information


订货规格 Ordering No./Set	技术参数 Technical parameter	接线方式 Connection method	包装量 MOQ	短路片 (可选) Bridge	短路片包装量 Bridge MOQ	标示牌 (可选) Marking label	标示牌包装量 Marking label MOQ
RER-H1C-24	24V/1C/6A	直插式 Push-in Design	10	DSD03-M1500	10	TM-R100 TM43W	10
RER-H1C-110	110V/1C/6A						
RER-H1C-230	230V/1C/6A						
RER-S1C-24	24V/1C/6A	螺丝式 Screw Terminal	10	DSD03-M1500	10	TM-R100 TM43W	10
RER-S1C-110	110V/1C/6A						
RER-S1C-230	230V/1C/6A						
RER-24-1A	24V/1C/6A	螺丝式 Screw Terminal	10	0149-4S-20	10	TM43W	10
RER-110-2B	110V/1C/6A						
RER-230-3B	230V/1C/6A						
RER-24-4A	24V/1C/6A	弹片式 Spring Clamp	10	0149-4S-20	10	TM43W	10
RER-110-5B	110V/1C/6A						
RER-230-6B	230V/1C/6A						



RER-H1C 直插式
Push-in Design



RER-S1C 螺丝式
Screw Terminal



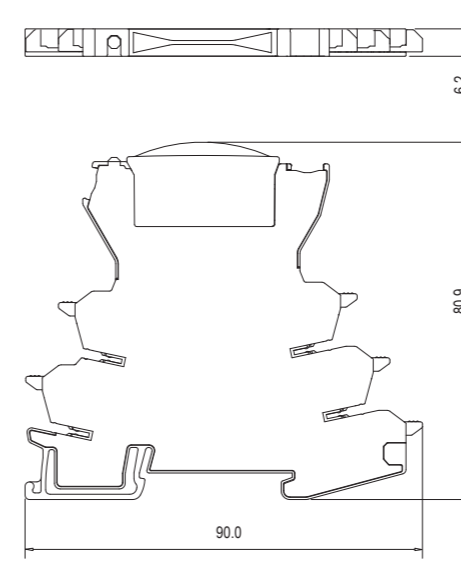
RER 弹片式
Spring Clamp



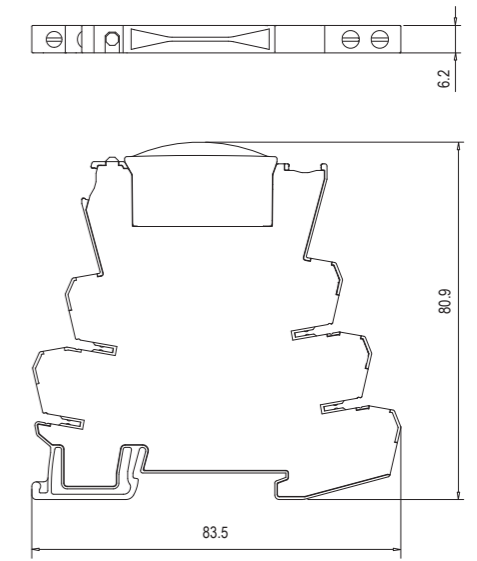
RER 螺丝式
Screw Terminal

尺寸与电路图 / Dimensions and Circuit Diagram

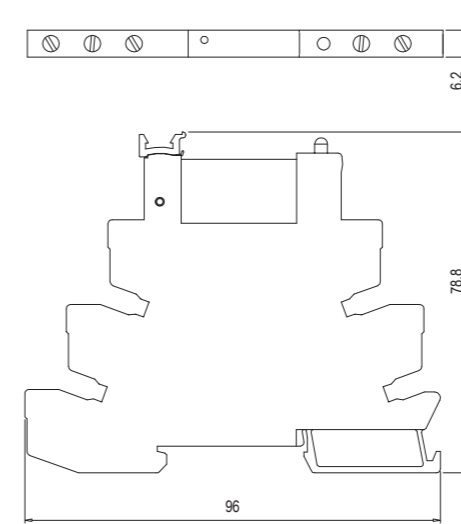
单位: mm / Unit: mm



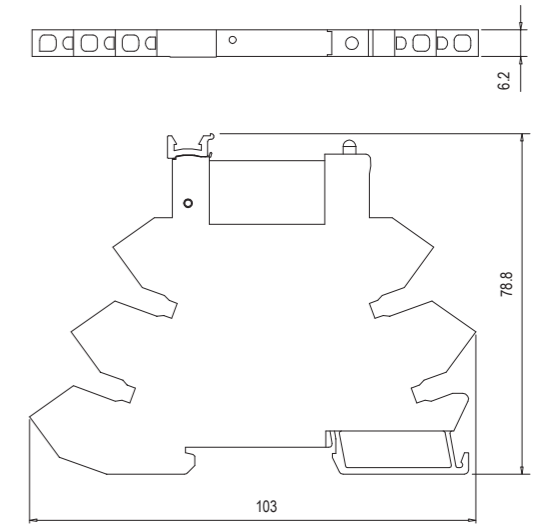
RER-H1C 直插式 / Push-in Design



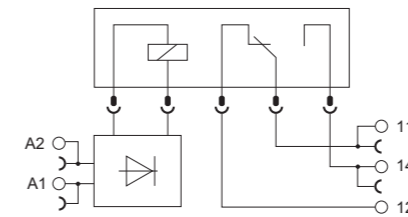
RER-S1C 螺丝式 / Screw Terminal



RER 螺丝式 / Screw Terminal



RER 弹片式 / Spring Clamp




电路图 / Circuit Diagram

Optical Relay

光继电器

光继电器，不同于传统电磁继电器的工作原理，采用光耦合技术和半导体开工技术设计，可广泛应用于高频开关控制场合，具有无火花、无振动磨损、稳定性好、寿命长、电磁干扰小等优点。

Different from traditional electro-magnetic relays, optical relay is designed with optical coupler and semi-conductor control technology. The complete different working principle makes it working stably in high frequency switching without electrical park, no mechanical contact vibration and abrasion, with good EMC advantage and a long mission life-time.



光继电器 / Optical Relay

产品概述 / Product Description

光继电器提供螺丝固定式及直插固定式 (PID) 等二种系列规格，用以符合不同现场使用之需求。清楚的接点标示，搭配 LED 灯指示功能，标示区同时提供自由定义的标示片，线路配置一目了然，将提高现场配线之效率与便利性。

There are 2 sorts of optical relays with different options for wiring connection: screw or push-in-design(PID). Customers can correctly and easily finish and check their wiring with a clear terminal mark chip, LED indication and get marking symbols freely designed by themselves. The new features are useful to helpful for the users to improve their work with high recognition, convenience and efficiency.

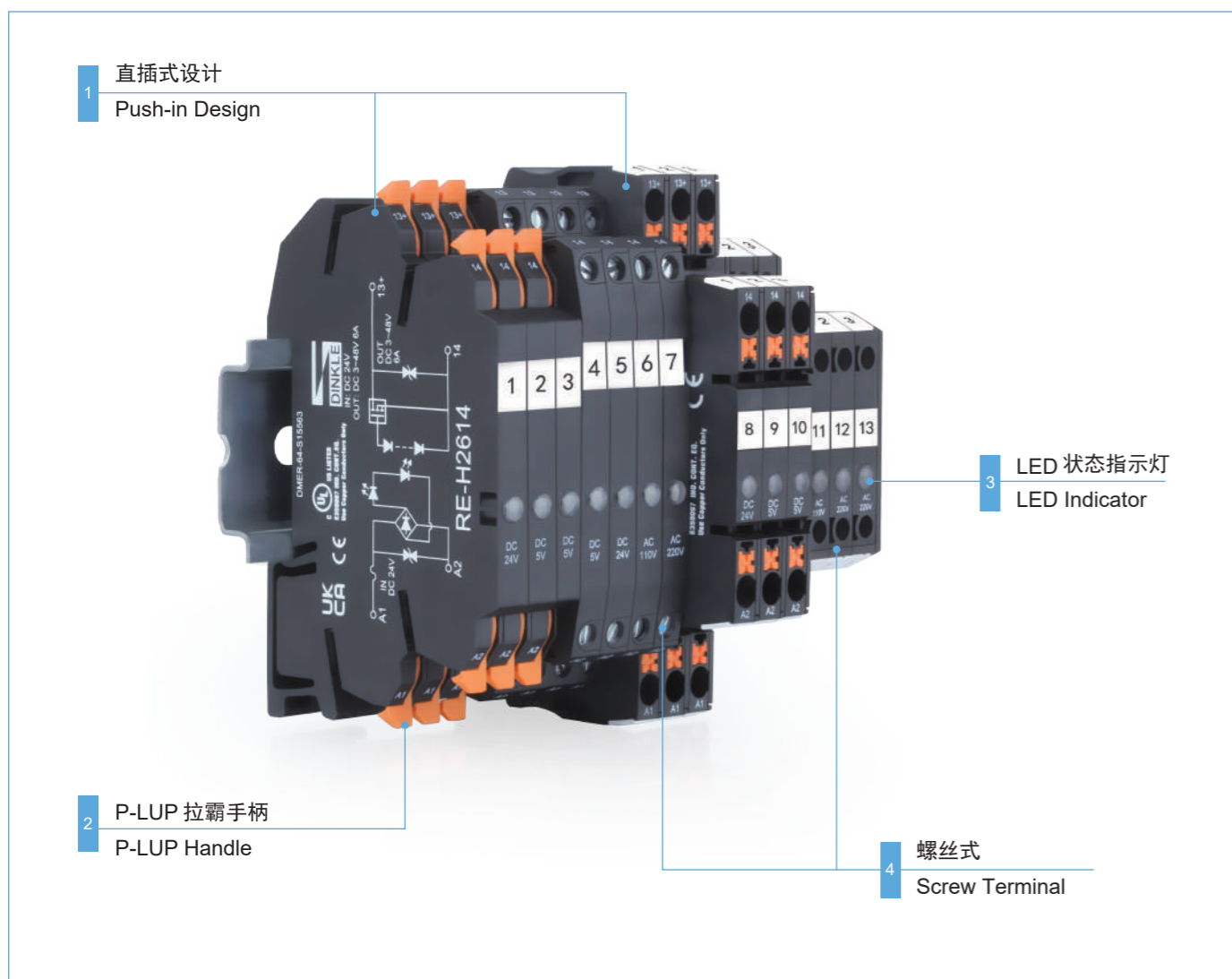


产品特点 / Product Features

- 町洋专利 P-LUP 拉霸手柄，无需工具实现各类导线进退线
Dinkle patented P-LUP handle, no need any tools to make wiring no matter single or bunched wire
- 直插式、螺丝固定式接线方式可选
Push-in design and Screw terminal are available
- 产品厚度仅 6.2 mm，可节省安装空间 70%
The product thickness is only 6.2 mm, which can decrease installation space by 70% compare to general relay
- 采用激光工艺印字，节能、环保，永久清晰
Laser mark, energy saving, environmental protection, permanent and clear
- 切换频率提高 100 倍，满足高精度需求
100 times switching frequency for high frequency control, faster than electric-magnetic relay
- LED 状态指示灯协助轻松辨识运作状态
LED indicator shows the status of operation
- 横联件，有效连接相邻接口位置，进行轻松快速短接
The bridge, effectively to bridge adjacent terminals easily and quickly
- 印字与标示牌引导使用者轻松辨识，有助于提高接线正确性
Printing & marking labels are clear, user-friendly and helpful for correct wiring

产品认证 / Product Certification






行业应用 / Industries

像叮洋的优质端子系列产品一样，RE 系列光继电器可广泛应用于锂电池，光伏，风电，物流运输，污水净化，智能建筑，新能源汽车，机床装备，食品及饮料制造，半导体行业。

With fames of the terminals of Dinkle, RE series optical relays can be widely used in many kinds of machines in industries such as lithium battery, photovoltaic, wind power, logistics transportation, waste water purification, intelligent building, new energy vehicle, machine tool equipment, food and beverage manufacturing, and semiconductor industry.

- 6.2mm 超薄尺寸
6.2mm, slim and flat
- 最高负载电流可达 6A
Maximum load current up to 6A
- 开关频率可达 10Hz
Switching frequency up to 10Hz
- 产品电压 5V~230V 可选
Product voltage 5V~230V optional
- 直插式连接
Push-in design
- 红色 LED 指示灯
Red LED indicator




规格说明 / Specification

订货规格 / Part Number	RE-H2604	RE-H2614	RE-H2664	RE-H2674
输入（控制端）参数 / Input (Control side) Data				
额定输入电压 / Rated input voltage	5VDC	24VDC	230VAC	110~230VAC
额定输入电流 / Rated input current	15~20mA	15~20mA	40mA	40mA
最大开关频率 / Maxi. switching frequency	10Hz	10Hz	10Hz	10Hz
输入极性 / Input polarity	双极 Bipolar	双极 Bipolar	双极 Bipolar	双极 Bipolar
阈值电压 / Gate voltage on/off	4.7/3.3VDC	22/18VDC	140/140VAC	50/50VAC
LED 工作指示 / LED Status display	红色 / Red	红色 / Red	红色 / Red	红色 / Red
输出（负载端）参数 / Output (Load side) Data				
额定输出电压 / Rated output voltage	3~48VDC			
额定输出电流 / Rated output current	6A			
一般特性 / General Characteristics				
工作温度 / Operating temperature	-25°C ~ 60°C			
存储温度 / Storage temperature	-40°C ~ 70°C			
绝缘材料 / Insulating material	PA66			
阻燃等级, 符合UL94 / UL94 Flammability rating	V0			
绝缘阻抗 / Insulation resistance	≥500mΩ at DC 500V			
接线方式 / Connection method	直插式 / Push-in design			
剥线长度 / Stripping Length (mm)	11~12			
适用线径 (AWG/mm²) / Solid/stranded wire	24-12 / 0.5-1.5			
冲击耐压 / Impulse withstand voltage	2.5KV			
配件 / Accessories				
安装导轨 / Mounting rail	TS-35N、TS-35/15N			
横联组件 / Insertion bridge	DSD03-M1500			
标示牌 / Marking label	TM43W/TM-R100			

直插式光继电器产品特性 / Product Features of Optical Relay(Push-in Design)

- 6.2mm 超薄尺寸
6.2mm, slim and flat
- 最高负载电流可达 6A
Maximum load current up to 6A
- 开关频率可达 200kHz
Switching frequency up to 200kHz
- 产品电压 5V~230V 可选
Product voltage 5V~230V optional
- 直插式连接
Push-in design
- 红色 LED 指示灯
Red LED indicator




规格说明 / Specification

订货规格 / Part Number	RE-2604	RE-2614	RE-2674
输入（控制端）参数 / Input (Control side) Data			
额定输入电压 / Rated input voltage	5VDC	24VDC	110~230VAC
额定输入电流 / Rated input current	10~15mA	10~15mA	10mA
最大开关频率 / Maxi. switching frequency	10~200Hz*	10~200Hz*	60Hz
输入极性 / Input polarity	双极 Bipolar	双极 Bipolar	双极 Bipolar
阈值电压 / Gate voltage on/off	4.7/3.3VDC	22/18VDC	50/50VAC
LED 工作指示 / LED Status display	红色 / Red	红色 / Red	红色 / Red
输出（负载端）参数 / Output (Load side) Data			
额定输出电压 / Rated output voltage	3~48VDC		
额定输出电流 / Rated output current	6A		
一般特性 / General Characteristics			
工作温度 / Operating temperature	-25°C ~ 60°C		
存储湿度 / Storage temperature	-40°C ~ 70°C		
绝缘材料 / Insulating material	PA66		
阻燃等级, 符合UL94 / UL94 Flammability rating	V0		
绝缘阻抗 / Insulation resistance	≥500mΩ at DC 500V		
接线方式 / Connection method	直插式 / Push-in design		
剥线长度 / Stripping Length (mm)	10		
适用线径 (AWG/mm²) / Solid/stranded wire	24-14 / 0.25-2.5		
冲击耐压 / Impulse withstand voltage	2.5KV		
配件 / Accessories			
安装导轨 / Mounting rail	TS-35N、TS-35/15N		
横联组件 / Insertion bridge	DSD05-6.2XX		
标示牌 / Marking label	TM43W		

*10Hz 6A 满载

直插式光继电器产品特性 / Product Features of Optical Relay(Push-in Design)

- 6.2mm 超薄尺寸
6.2mm, slim and flat
- 最高负载电流可达 2.4A
Maximum load current up to 2.4A
- 开关频率可达 200kHz
Switching frequency up to 200kHz
- 产品电压 5V~230V 可选
Product voltage 5V~230V optional
- 直插式连接
Push-in design
- 红色 LED 指示灯
Red LED indicator




规格说明 / Specification

订货规格 / Part Number	RE-3704	RE-3714	RE-3814
输入（控制端）参数 / Input (Control side) Data			
额定输入电压 / Rated input voltage	5VDC	24VDC	24VDC
额定输入电流 / Rated input current	10mA	10mA	8mA
最大开关频率 / Maxi. switching frequency	200kHz	200kHz	10Hz
输入极性 / Input polarity	双极 Bipolar	双极 Bipolar	单极 Monopolar
阈值电压 / Gate voltage on/off	4.5/4VDC	19.2/16.8VDC	19.2/16.8VDC
LED 工作指示 / LED Status display	红色 / Red	红色 / Red	红色 / Red
输出（负载端）参数 / Output (Load side) Data			
额定输出电压 / Rated output voltage	4~30VDC	4~30VDC	24~230VAC
额定输出电流 / Rated output current	0.1A	0.1A	2.4A
一般特性 / General Characteristics			
工作温度 / Operating temperature	-25°C ~ 60°C		
存储湿度 / Storage temperature	-40°C ~ 70°C		
绝缘材料 / Insulating material	PA66		
阻燃等级, 符合UL94 / UL94 Flammability rating	V0		
绝缘阻抗 / Insulation resistance	≥500mΩ at DC 500V		
接线方式 / Connection method	直插式 / Push-in design		
剥线长度 / Stripping Length (mm)	10		
适用线径 (AWG/mm²) / Solid/stranded wire	24-14 / 0.25-2.5		
冲击耐压 / Impulse withstand voltage	2.5KV		
配件 / Accessories			
安装导轨 / Mounting rail	TS-35N、TS-35/15N		
横联组件 / Insertion bridge	DSD05-6.2XX		
标示牌 / Marking label	TM43W		

螺丝型光继电器产品特性 / Product Features of Optical Relay(Screw)

- 6.2mm 超薄尺寸
6.2mm, slim and flat
- 开关频率可达 10kHz
Switching frequency up to 10kHz
- 产品电压 5V~230V 可选
Product voltage 5V~230V optional
- 螺丝式连接
Screw Terminal
- 红色 LED 指示灯
Red LED indicator




规格说明 / Specification

订货规格 / Part Number	RE-S0014	RE-S0504	RE-S0514	RE-S0554	RE-S0564
输入（控制端）参数 / Input (Control side) Data					
额定输入电压 / Rated input voltage	5~30VDC	5VDC	24VDC	110VAC	230VAC
额定输入电流 / Rated input current	6mA	15~18mA	12~14mA	0.6~1.3mA	0.6~1.1mA
最大开关频率 / Maxi. switching frequency	10kHz	1kHz	1kHz	10Hz	10Hz
输入极性 / Input polarity	单极 Monopolar	双极 Bipolar	双极 Bipolar	双极 Bipolar	双极 Bipolar
阈值电压 / Gate voltage on/off	3.2/2.5VAC	4.7/4.2VDC	21.5/19.5VAC	50/50VAC	130/130VAC
LED 工作指示 / LED Status display	红色 / Red	红色 / Red	红色 / Red	红色 / Red	红色 / Red
输出（负载端）参数 / Output (Load side) Data					
额定输出电压 / Rated output voltage	3~30VDC	3~48VDC			
额定输出电流 / Rated output current	0.1A	0.5A			
一般特性 / General Characteristics					
工作温度 / Operating temperature	-25°C ~ 60°C				
存储温度 / Storage temperature	-40°C ~ 70°C				
绝缘材料 / Insulating material	PA66				
阻燃等级, 符合UL94 / UL94 Flammability rating	V0				
绝缘阻抗 / Insulation resistance	≥500mΩ at DC 500V				
接线方式 / Connection method	螺丝式 / Screw Terminal				
螺纹规格 / Screw thread	M2.5				
最大扭矩 / Tightening torque Max. (N·m)	0.5				
剥线长度 / Stripping length (mm)	11~12				
适用线径 (AWG/mm²) / Solid/stranded wire	24-12 / 0.5-1.5				
冲击耐压 / Impulse withstand voltage	2.5KV				
配件 / Accessories					
安装导轨 / Mounting rail	TS-35N、TS-35/15N				
横联组件 / Insertion bridge	DSD03-M1500				
标示牌 / Marking label	TM43W/TM-R100				

螺丝型光继电器产品特性 / Product Features of Optical Relay(Screw)

- 6.2mm 超薄尺寸
6.2mm, slim and flat
- 开关频率可达 10kHz
Switching frequency up to 10kHz
- 产品电压 5V~230V 可选
Product voltage 5V~230V optional
- 螺丝式连接
Screw Terminal
- 红色 LED 指示灯
Red LED indicator



规格说明 / Specification

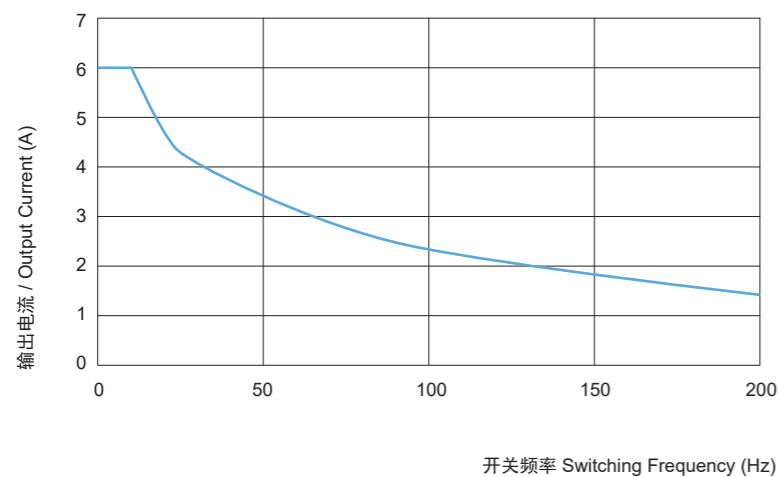
订货规格 / Part Number	RE-0014	RE-0504	RE-0514	RE-0554	RE-0564
输入（控制端）参数 / Input (Control side) Data					
额定输入电压 / Rated input voltage	5~30VDC	5VDC	24VDC	110VAC	230VAC
额定输入电流 / Rated input current	6mA	15~18mA	12~14mA	0.6~1.3mA	0.6~1.1mA
最大开关频率 / Maxi. switching frequency	10kHz	1kHz	1kHz	60Hz	60Hz
输入极性 / Input polarity	单极 Monopolar	双极 Bipolar	双极 Bipolar	双极 Bipolar	双极 Bipolar
阈值电压 / Gate voltage on/off	3.2/2.5VAC	4.7/4.2VDC	21.5/19.5VAC	50/50VAC	130/130VAC
LED 工作指示 / LED Status display	红色 / Red	红色 / Red	红色 / Red	红色 / Red	红色 / Red
输出（负载端）参数 / Output (Load side) Data					
额定输出电压 / Rated output voltage	3~30VDC	3~48VDC			
额定输出电流 / Rated output current	0.1A	0.5mA			
一般特性 / General Characteristics					
工作温度 / Operating temperature	-25°C ~ 60°C				
存储温度 / Storage temperature	-40°C ~ 70°C				
绝缘材料 / Insulating material	PA66				
阻燃等级, 符合UL94 / UL94 Flammability rating	V0				
绝缘阻抗 / Insulation resistance	≥500mΩ at DC 500V				
接线方式 / Connection method	螺丝式 / Screw Terminal				
螺纹规格 / Screw thread	M2.5				
最大扭矩 / Tightening torque Max. (N·m)	0.4				
剥线长度 / Stripping length (mm)	7~8				
适用线径 (AWG/mm²) / Solid/stranded wire	24-12 / 0.25-4				
冲击耐压 / Impulse withstand voltage	2.5KV				
配件 / Accessories					
安装导轨 / Mounting rail	TS-35N、TS-35/15N				
侧联组件 / Side Jumper	CSC05-4XX				
标示牌 / Marking label	TM43W				

订货型号一览表 / Ordering Information

订货规格 Ordering No./Set	输入参数 Input Date	输出参数 Output Date	接线方式 Connection method	包装量 MOQ	最大开关频率 Max.Switching frequency	短路片 (可选) Bridge	短路片 包装量 Bridge MOQ	标示牌 (可选) Marking label	标示牌包装量 Marking label MOQ
RE-H2604	5VDC/15~20mA	3~48VDC/6A	直插式 Push-in Design	10	10 Hz	DSD03-M1500	10	TM-R100 TM43W	10
RE-H2614	24VDC/15~20mA	3~48VDC/6A			10 Hz				
RE-H2664	230VAC/40mA	3~48VDC/6A			10 Hz				
RE-H2674	110~230VAC/40mA	3~48VDC/6A			10 Hz				
RE-2604	5VDC/10~15mA	3~48VDC/6A	直插式 Push-in Design	10	10~200 Hz*	DSD05-6.2XX	10	TM43W	10
RE-2614	24VDC/10~15mA	3~48VDC/6A			10~200 Hz*				
RE-2674	110~230VAC/10mA	3~48VDC/6A			60 Hz				
RE-3704	5VDC/10mA	4~30VDC/0.1A	直插式 Push-in Design	10	200 kHz	DSD05-6.2XX	10	TM43W	10
RE-3714	24VDC/10mA	4~30VDC/0.1A			200 kHz				
RE-3814	24VDC/8mA	24~230VAC/2.4A (交流)			10 Hz				
RE-S0014	5~30VDC/6mA	3~30VDC/0.1A	螺丝式 Screw Terminal	10	10 kHz	DSD03-M1500	10	TM-R100 TM43W	10
RE-S0504	5VDC/15~18mA	3~48VDC/0.5A			1 kHz				
RE-S0514	24VDC/12~14mA	3~48VDC/0.5A			1 kHz				
RE-S0554	110VAC/0.6~1.3mA	3~48VDC/0.5A			10 Hz				
RE-S0564	230VAC/0.6~1.1mA	3~48VDC/0.5A			10 Hz				
RE-0014	5~30VDC/6mA	3~30VDC/0.1A	螺丝式 Screw Terminal	10	10 kHz	CSC-4XXPN	10	TM43W	10
RE-0504	5VDC/15~18mA	3~48VDC/0.5A			1 kHz				
RE-0514	24VDC/6mA	3~48VDC/0.5A			1 kHz				
RE-0554	110VAC/0.6~1.3mA	3~48VDC/0.5A			60 Hz				
RE-0564	230VAC/0.6~1.1mA	3~48VDC/0.5A			60 Hz				

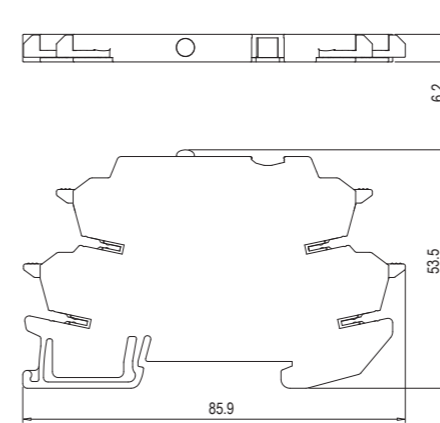
输出电流与开关频率 / Output Current Derating

RE-2604 / RE-2614 适用

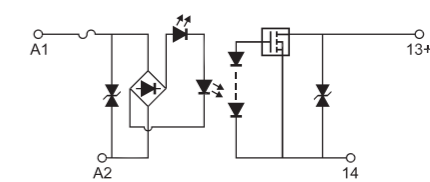


尺寸与电路图 / Dimensions and Circuit Diagram

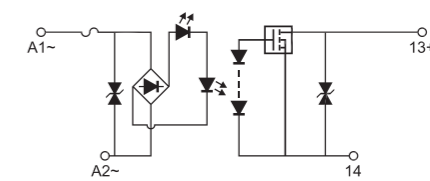
单位: mm / Unit: mm



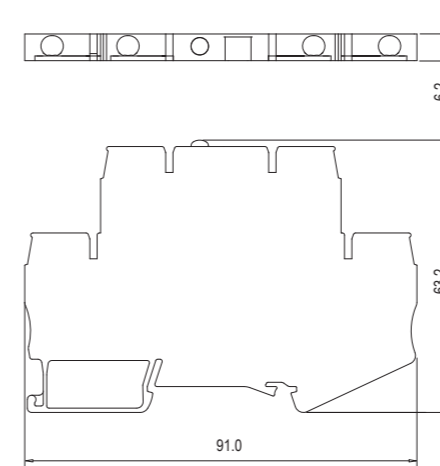
RE-H26XX 直插式/ Push-in Design



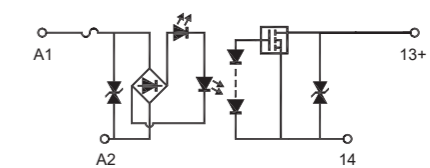
RE-H2604 / RE-H2614



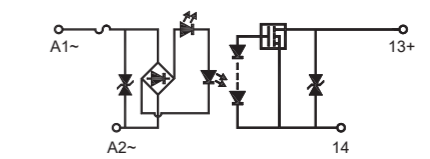
RE-H2674



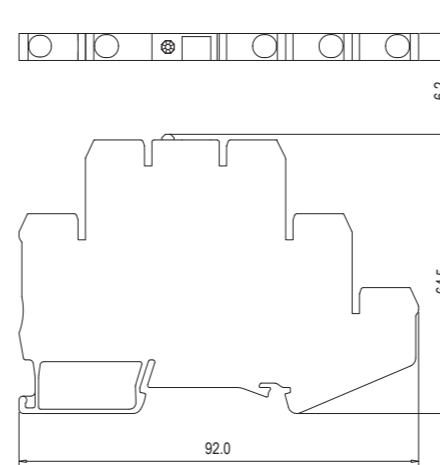
RE-26XX 直插式/ Push-in Design



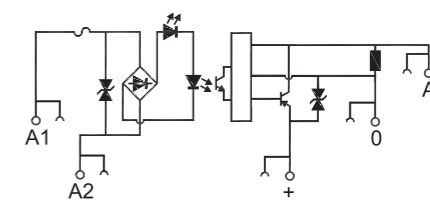
RE-2604 / RE-2614



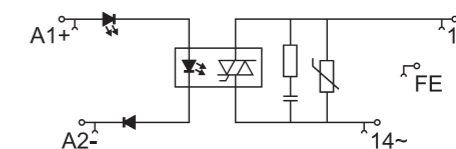
RE-2674



RE-3704 / RE-3714 / RE-3814 直插式/ Push-in Design

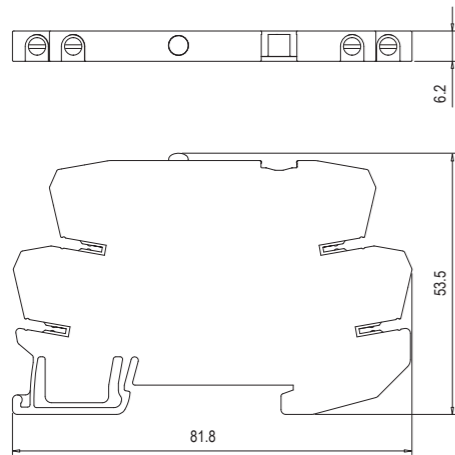


RE-3704 / RE-3714

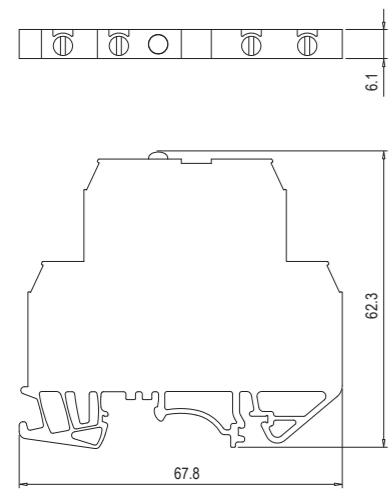
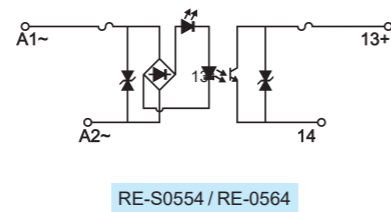
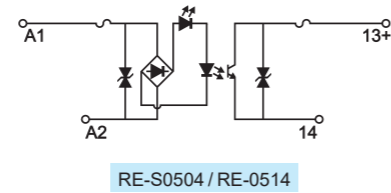
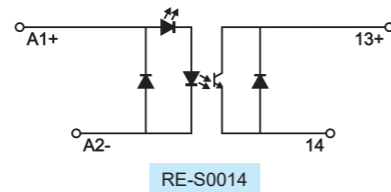


RE-3814

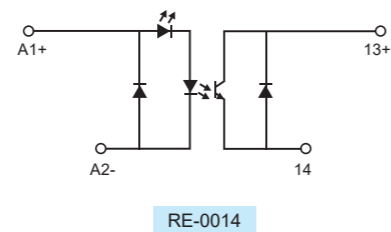
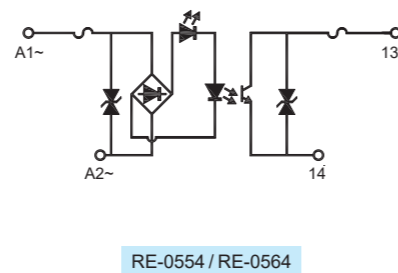
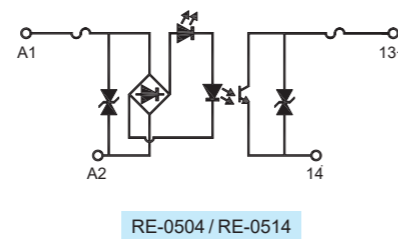
单位: mm / Unit: mm



RE-S0XX4 螺丝式/Screw Terminal



RE-05XX / RE-0014 螺丝式/Screw Terminal



Compact Relay

紧凑型继电器

底座宽度仅有 16mm，适用于各种电气控制领域。于机械设备和系统集成项目中可节约最大的柜内空间。

Relay Base is only 16mm width, applicable to kinds of electrical control fields. It can maximize space saving in mechanical equipment and system intergration projects.



产品概述 / Product Description

Dinkle RER 系列工业继电器更贴合适用工业控制运用的实际需求，安装调试便利，工作稳定可靠，使用寿命更长。

Dinkle's RER series of Industrial relays can meet a variety of real applications in industrial control. They are stable and reliable with longer life for many kinds of engineering.



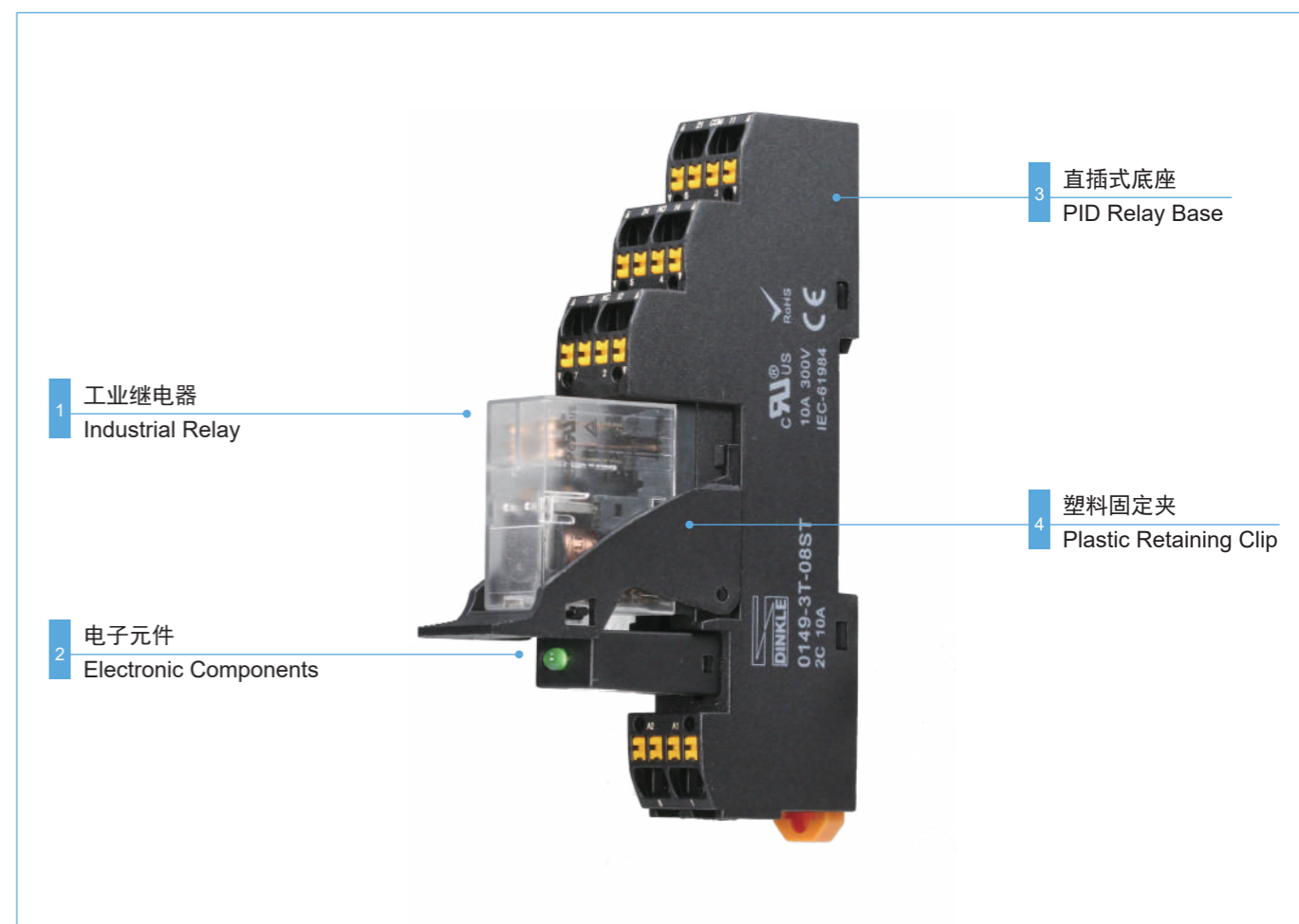
产品特点 / Product Features

- 体积小，额定容量高
Small size, high contact switching capacity
- 结构合理，用途广
Smart design wide range of application
- 多种规格，配有双向指示灯装置
Various models, a 2-way led indicator
- 触点使用工业用银合金
Ag alloy Contact

产品认证 / Product Certification



产品结构 / Product Portfolio



行业应用 / Industries

像町洋的优质端子系列产品一样，RER 系列继电器可广泛应用于汽车、安防监控、机床制造、家电生产、食品饮料、印刷包装、塑料及橡胶、金属加工、电子及半导体、水处理、新能源、物流、智能建筑、自动化等各行各业诸多领域。

With fames of the terminals of Dinkle, the RER relays can be broadly used in most of the industries, such as automotive, security control, machine tool, appliance, food and beverage, printing and packaging, plastic and rubber, metal processing, electronic and semi-conductor, water supply, renewable energy.....

RER-J1C-XXX 型号说明 / Part Number Description

RER-J1C-XXXX

① ② ③

- ① J = 产品规格 / Spec.
- ② 1C = 触点数 / No. of contacts
- ③ XXXX = 电压规格 / Voltage

D24 = DC24V
A120 = AC120V
A230 = AC230V



规格说明 / Specification

订货规格 / Part Number	RER-J1C-D24	RER-J1C-A120	RER-J1C-A230
线圈特性 / Coil Characteristics			
额定电压 / Rated voltage	24VDC	120VAC	230VAC
额定电流 / Rated current	21.8mA	7.6mA	3.9mA
线圈电阻 / Coil resistance	1100Ω±10%	6300Ω±15%	23500Ω±15%
吸合电压 / Pull-in voltage (at 23°C)	18V(≤Rated voltage 75%)	96V(≤Rated voltage 80%)	184V(≤Rated voltage 80%)
释放电压 / Drop-out voltage (at 23°C)	2.4V(≥Rated voltage 10%)	36V(≥Rated voltage 30%)	69V(≥Rated voltage 30%)
最大电压 / Max. Allowable voltage (at 23°C)	26.4V(Rated voltage 110%)	132V(Rated voltage 110%)	253V(Rated voltage 110%)
线圈功率 / Coil power consumption	0.53W	1.0VA	1.0VA
LED工作指示 / LED Status display	绿色 / Green	红色 / Red	红色 / Red
触点特性 / Contact Characteristics			
触点数 / No. of contacts	1C		
阻性负载(AC-1) / Resistive load (AC-1)	12A/250VAC, 30VDC		
马达负载(AC-15) / Motor load (AC-15)	1/3HP, 240VAC		
切换功率(阻性) / Operating power (resistive)	3000VA, 360W		
最小容许负载 / Min. allowable load	10mA/17V		
触点材料 / Contact material	银镍合金 AgNi		
接触电阻 / Contact resistance	≤50mΩ		
介质强度 / Dielectric Strength			
同极触点间 / Between adjacent contacts	1000VAC/1min		
触点与线圈间 / Between contact and coil	5000VAC/1min		
绝缘电阻 / Insulation resistance	≥1000MΩ (500VDC)		
一般特性 / General Characteristics			
吸合时间(额定电压) / Operate time (rated voltage)	≤20ms		
释放时间(额定电压) / Release time (rated voltage)	≤10ms		
操作频率 / Operating frequency	18000 Ops/h		
环境温度 / Ambient temperature	-40~+55°C (Non-freezing condition)		
环境湿度 / Ambient humidity	5%~85%RH		
大气压力 / Atmospheric pressure	86~106KPa		
耐冲击 / Impact resistance	10G		
耐振动 / Vibration resistance	10~55Hz		
电气寿命(频率1s通,1s断) / Electrical life (frequency: on for 1s, off for 1s)	≥10 ⁵ 次 (1800 Ops/h)		
机械寿命(频率300次/1分钟) / Mechanical life (frequency: 300 cycles/1 min)	≥10 ⁷ 次 (18000 Ops/h)		
重量 / Weight per piece	About 19g		

订货型号一览表 / Ordering Information



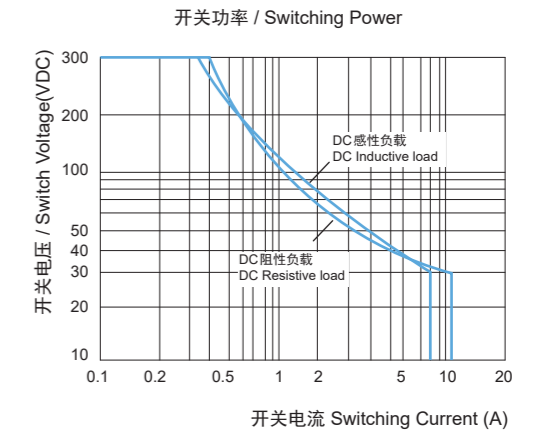
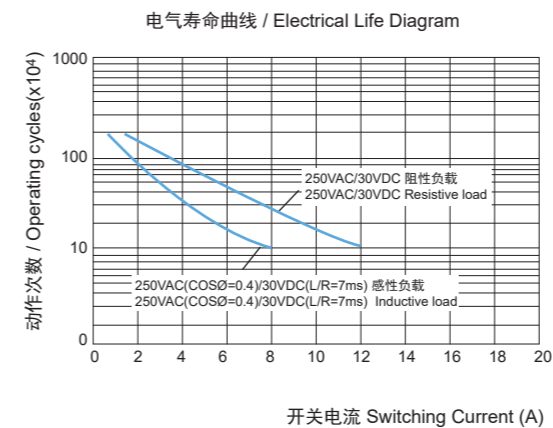
成套规格 Ordering No./Set	技术参数 Parameter	包装量 MOQ	继电器规格 Relay	底座规格 Relay Base	固定夹规格 Retaining Clip
RER-J1C-D24 (A13)	1C/12A	10	RER-J1C-D24	0149-3T-05ST	0149-32
RER-J1C-A120 (A13)	1C/12A		RER-J1C-A120	PID 底座 PID Base	
RER-J1C-A230 (A13)	1C/12A		RER-J1C-A230		

成套规格 Ordering No./Set	技术参数 Parameter	包装量 MOQ	继电器规格 Relay	底座规格 Relay Base	固定夹规格 Retaining Clip
RER-J1C-D24 (A09)	1C/12A	10	RER-J1C-D24	0149-33-05E	0149-32
RER-J1C-A120 (A09)	1C/12A		RER-J1C-A120	压线框底座 Clamping Base	
RER-J1C-A230 (A09)	1C/12A		RER-J1C-A230		



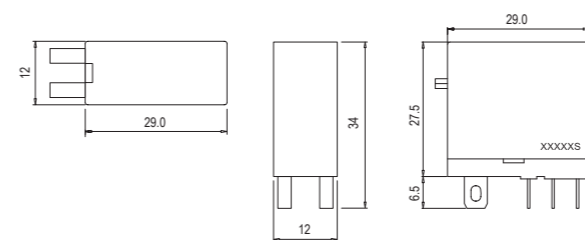
成套规格 Ordering No./Set	技术参数 Parameter	包装量 MOQ	继电器规格 Relay	底座规格 Relay Base
RER-J1C-D24 (A07)	1C/12A	10	RER-J1C-D24	0149-30-05A
RER-J1C-A120 (A07)	1C/12A		RER-J1C-A120	螺丝固定底座 Screw Base
RER-J1C-A230 (A07)	1C/12A		RER-J1C-A230	

性能曲线图 / Performace Curve

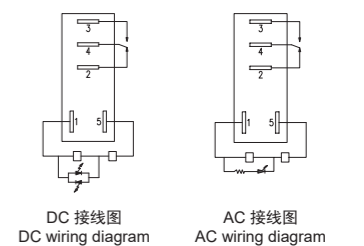


尺寸图及电气连接 / Dimensions and Electrical Connections

单位: mm / Unit: mm



Year : 2015=15
Month: Oct.=X, Nov.=Y, Dec.=Z
Day : 01~31th



RER-J2C-XXX 型号说明 / Part Number Description

RER-J2C-XXXX

① ② ③

- ① J = 产品规格 / Spec.
- ② 2C = 触点数 / No. of contacts
- ③ XXXX = 电压规格 / Voltage

D24 = DC24V
A120 = AC120V
A230 = AC230V



规格说明 / Specification

订货规格 / Part Number	RER-J2C-D24	RER-J2C-A120	RER-J2C-A230
线圈特性 / Coil Characteristics			
额定电压 / Rated voltage	24VDC	120VAC	230VAC
额定电流 / Rated current	21.8mA	7.6mA	3.9mA
线圈电阻 / Coil resistance	1100Ω±10%	6300Ω±15%	23500Ω±15%
吸合电压 / Pull-in voltage (at 23°C)	18V(≤Rated voltage 75%)	96V(≤Rated voltage 80%)	184V(≤Rated voltage 80%)
释放电压 / Drop-out voltage (at 23°C)	2.4V(≥Rated voltage 10%)	36V(≥Rated voltage 30%)	69V(≥Rated voltage 30%)
最大电压 / Max. Allowable voltage (at 23°C)	26.4V(Rated voltage 110%)	132V(Rated voltage 110%)	253V(Rated voltage 110%)
线圈功率 / Coil power consumption	0.53W	1.0VA	1.0VA
LED 工作指示 / LED Status display	绿色 / Green	红色 / Red	红色 / Red
触点特性 / Contact Characteristics			
触点数 / No. of contacts	2C		
阻性负载(AC-1) / Resistive load (AC-1)	8A/250VAC, 30VDC		
马达负载(AC-15) / Motor load (AC-15)	1/6HP, 240VAC		
切换功率(阻性) / Operating power (resistive)	1250VA, 150W		
最小容许负载 / Min. allowable load	10mA/17V		
触点材料 / Contact material	银镍合金 AgNi		
接触电阻 / Contact resistance	≤50mΩ		
介质强度 / Dielectric Strength			
同极触点间 / Between adjacent contacts	1000VAC/1min		
触点与线圈间 / Between contact and coil	5000VAC/1min		
绝缘电阻 / Insulation resistance	≥1000MΩ (500VDC)		
一般特性 / General Characteristics			
吸合时间(额定电压) / Operate time (rated voltage)	≤20ms		
释放时间(额定电压) / Release time (rated voltage)	≤10ms		
操作频率 / Operating frequency	18000 Ops/h		
环境温度 / Ambient temperature	-40~+55°C (Non-freezing condition)		
环境湿度 / Ambient humidity	5%~85%RH		
大气压力 / Atmospheric pressure	86~106KPa		
耐冲击 / Impact resistance	10G		
耐振动 / Vibration resistance	10~55Hz		
电气寿命(频率1s通,1s断) / Electrical life (frequency: on for 1s, off for 1s)	≥10 ⁸ 次 (1800 Ops/h)		
机械寿命(频率300次/1分钟) / Mechanical life (frequency: 300 cycles/1 min)	≥10 ⁷ 次 (18000 Ops/h)		
重量 / Weight per piece	About 19g		

订货型号一览表 / Ordering Information



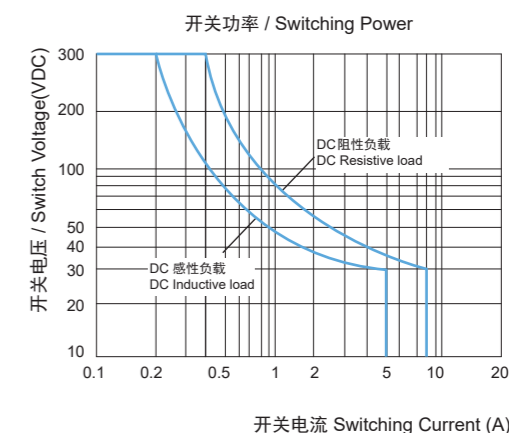
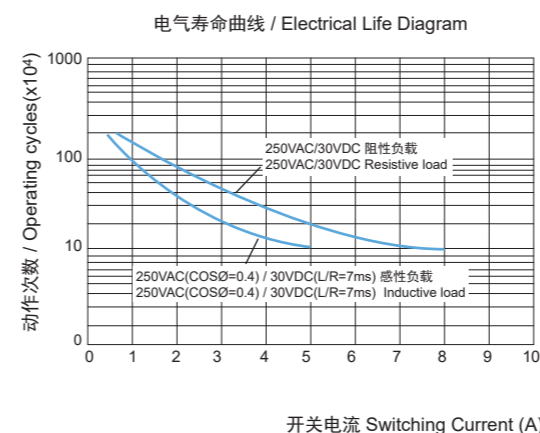
成套规格 Ordering No./Set	技术参数 Parameter	包装量 MOQ	继电器规格 Relay	底座规格 Relay Base	固定夹规格 Retaining Clip
RER-J2C-D24 (A14)	2C/8A	10	RER-J2C-D24	0149-3T-08ST	0149-32
RER-J2C-A120 (A14)	2C/8A		RER-J2C-A120	PID 底座 PID Base	
RER-J2C-A230 (A14)	2C/8A		RER-J2C-A230		

成套规格 Ordering No./Set	技术参数 Parameter	包装量 MOQ	继电器规格 Relay	底座规格 Relay Base	固定夹规格 Retaining Clip
RER-J2C-D24 (A10)	2C/8A	10	RER-J2C-D24	0149-33-08E	0149-32
RER-J2C-A120 (A10)	2C/8A		RER-J2C-A120	压线框底座 Clamping Base	
RER-J2C-A230 (A10)	2C/8A		RER-J2C-A230		



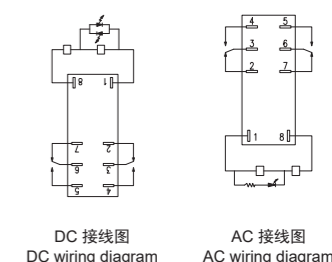
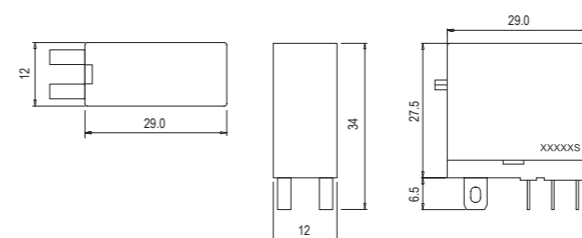
成套规格 Ordering No./Set	技术参数 Parameter	包装量 MOQ	继电器规格 Relay	底座规格 Relay Base
RER-J2C-D24 (A08)	2C/8A	10	RER-J2C-D24	0149-30-08A
RER-J2C-A120 (A08)	2C/8A		RER-J2C-A120	螺丝固定底座 Screw Base
RER-J2C-A230 (A08)	2C/8A		RER-J2C-A230	

性能曲线图 / Performace Curve



尺寸图及电气连接 / Dimensions and Electrical Connections

单位: mm / Unit: mm



底座产品性能说明 / Specifications of Relay Base



订货规格 / Part Number	0149-3T-05ST	0149-3T-08ST
额定负载电流 / Rated load current	12A	8A
触点数 / No. of contacts	1C	2C
额定负载电压 / Rated load voltage	300V	300V
绝缘耐压 / Insulation resistance	2500V/s	2500V/s
螺钉扭矩 / Screw torque	-	-
外连接导线 / External connection wire	20-14 / 0.5-2.5 (AWG/mm ²)	20-14 / 0.5-2.5 (AWG/mm ²)
使用环境 / Ambient temperature	-40~+85 C	-40~+85 C
重量 / Weight	About 35g	About 43g
最小包装数 / Min. packing quantity	20pcs	20pcs
通用型号 / Mating part		
配用附件表 / Accessories	RER-J1C	RER-J2C
短路片 / Bridge	0149-3U-02	0149-3U-02
塑料固定夹 / Pastic retaining clip	0149-32	0149-32
金属固定夹 / Metal retaining clip	-	-
电子元件 / Electronic components	0149-36 / 0149-36-240 0149-35-24 / 0149-35-240	0149-36 / 0149-36-240 0149-35-24 / 0149-35-240
导轨 / DIN rail	TS-35	TS-35

外形尺寸 / Dimensions

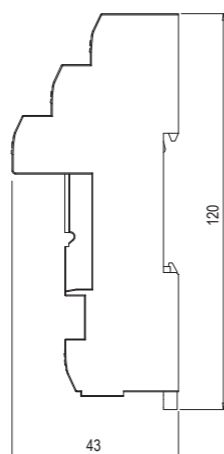
单位: mm / Unit: mm



0149-3T-05ST



0149-3T-08ST



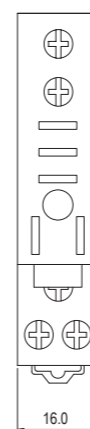
底座产品性能说明 / Specifications of Relay Base



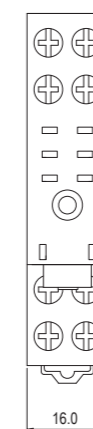
订货规格 / Part Number	0149-30-05A	0149-30-08A
额定负载电流 / Rated load current	16A	10A
额定负载电压 / Rated load voltage	300V	300V
绝缘耐压 / Insulation resistance	2500V/s	2500V/s
螺钉扭矩 / Screw torque	0.8Nm	0.8Nm
外连接导线 / External connection wire	20-14 / 0.5-2.5 (AWG/mm ²)	20-14 / 0.5-2.5 (AWG/mm ²)
使用环境 / Ambient temperature	-40~+85 C	-40~+85 C
重量 / Weight	About 22g	About 25g
最小包装数 / Min. packing quantity	10pcs	10pcs
通用型号 / Mating part	RER-J1C	RER-J2C
配用附件表 / Accessories		
塑料固定夹 / Pastic retaining clip	-	-
金属固定夹 / Metal retaining clip	-	-
电子元件 / Electronic components	-	-
导轨 / DIN rail	TS-35	TS-35

外形尺寸 / Dimensions

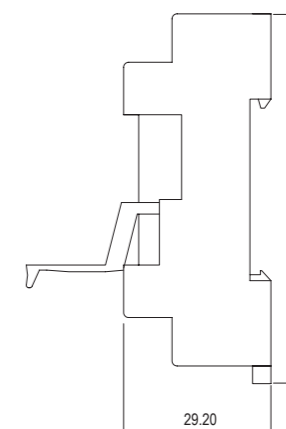
单位: mm / Unit: mm



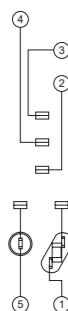
0149-30-05A



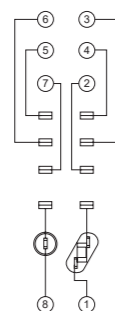
0149-30-08A



端子配置内部接线图 / Terminal Configuration and Defination

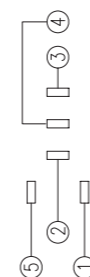


0149-3T-05ST

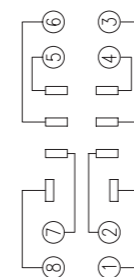


0149-3T-08ST

端子配置内部接线图 / Terminal Configuration and Defination



0149-30-05A



0149-30-08A

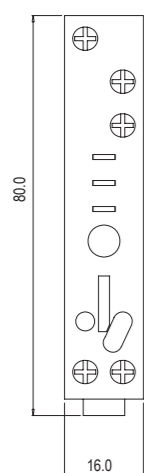
底座产品性能说明 / Specifications of Relay Base



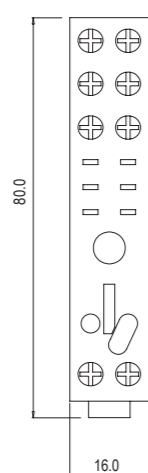
订货规格 / Part Number	0149-33-05E	0149-33-08E
额定负载电流 / Rated load current	16A	10A
额定负载电压 / Rated load voltage	300V	300V
绝缘耐压 / Insulation resistance	2500V/s	2500V/s
螺钉扭矩 / Screw torque	1.0Nm	1.0Nm
外连接导线 / External connection wire	20-14 / 0.5-2.5 (AWG/mm ²)	20-14 / 0.5-2.5 (AWG/mm ²)
使用环境 / Ambient temperature	-40~+85 C	-40~+85 C
重量 / Weight	About 33g	About 33g
最小包装数 / Min. packing quantity	10pcs	10pcs
通用型号 / Mating part	RER-J1C	RER-J2C
配件附件表 / Accessories		
塑料固定夹 / Plastic retaining clip	0149-32 (@1pcs)	0149-32 (@1pcs)
金属固定夹 / Metal retaining clip	-	-
电子元件 / Electronic components	0149-36 / 0149-36-240 0149-35-24 / 0149-35-240	0149-36 / 0149-36-240 0149-35-24 / 0149-35-240
导轨 / DIN rail	TS-35	TS-35

外形尺寸 / Dimensions

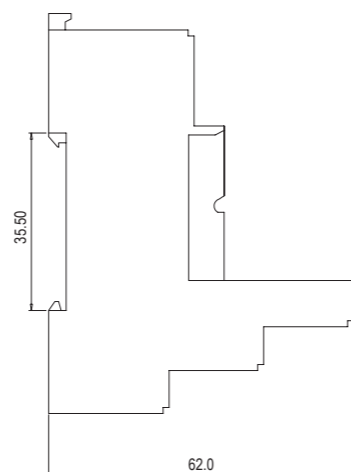
单位: mm / Unit: mm



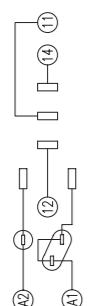
0149-33-05E



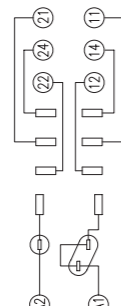
0149-33-08E



端子配置内部接线图 / Terminal Configuration and Definition



0149-33-05E



0149-33-08E

General Relay

通用型继电器

在电气控制领域中可插拔的工业继电器一般用于电气隔离、电气传动、或是放大和信号间的配合，如 DCS、PLC、或现场总线系统及现场传感器与执行器之间的应用。

In electrical control application, the pluggable industrial relays are widely used in electrical isolation, electrical transmission, and amplifying the electrical signals, such as DCS, PLC, or the application between I/O systems with on-site sensors and actuators in many kinds of field bus systems.



产品概述 / Product Description

Dinkle RER 系列工业继电器更贴合适用工业控制运用的实际需求，安装调试便利，工作稳定可靠，使用寿命更长。

Dinkle's RER series of Industrial relays can meet a variety of real applications in industrial control. They are stable and reliable with longer life for many kinds of engineering.



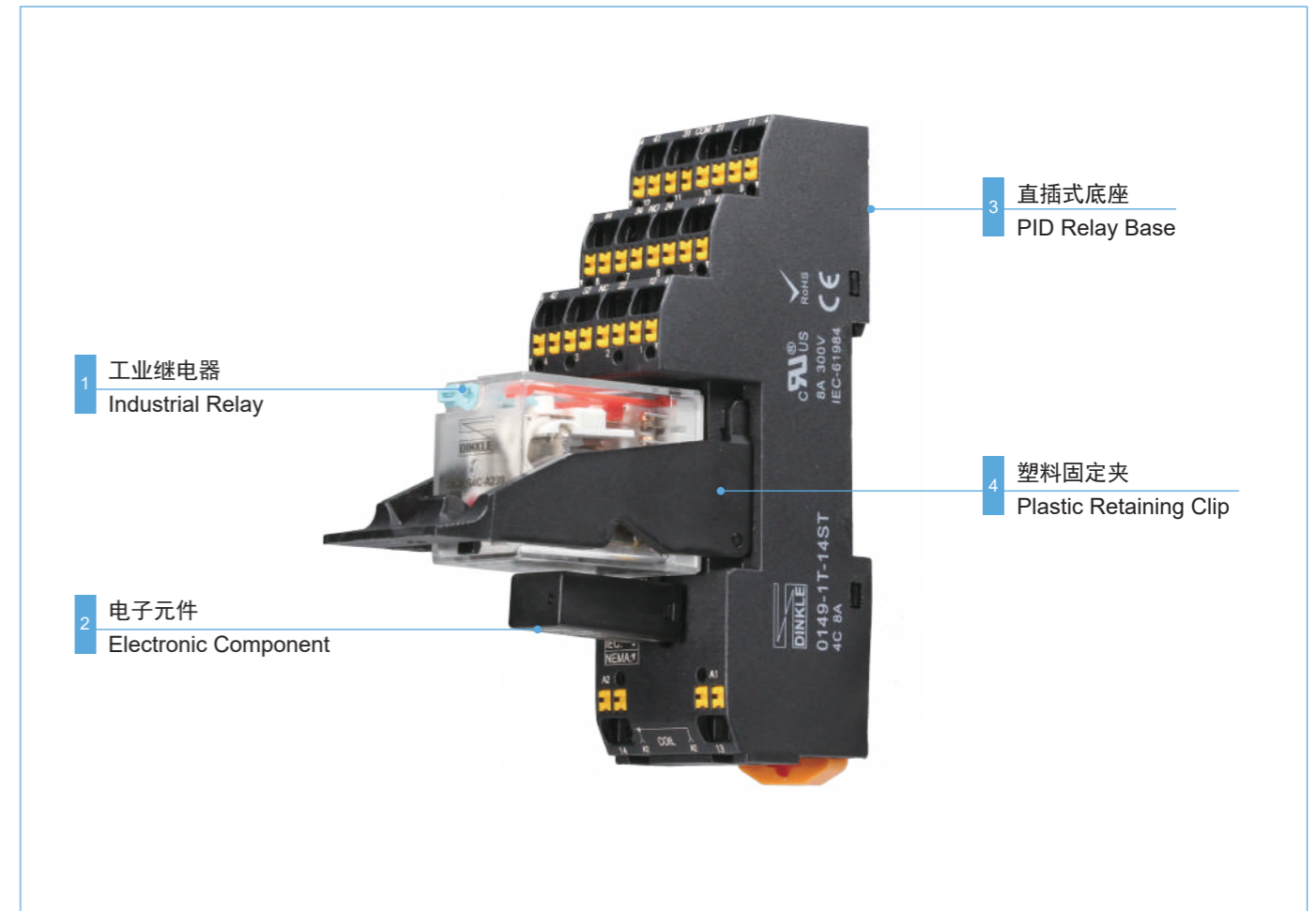
产品特点 / Product Features

- 体积小，额定容量高
Small size, high contact switching capacity
- 提供带点动或旋转自锁按钮功能，所有提供标准配置的动作指示窗
All types with mechanical contact indication, a press button for inching control or a rotating level for latching control
- 结构合理，用途广
Smart design, wide range of application
- 多种规格配有双向指示灯装置
Various models, with option of 2-way LED indicator
- 触点使用工业用银合金
Ag alloy Contact

产品认证 / Product Certification



产品结构 / Product Portfolio



行业应用 / Industries

像叮洋的优质端子系列产品一样，RER 系列继电器可广泛应用于汽车、安防监控、机床制造、家电生产、食品饮料、印刷包装、塑料及橡胶、金属加工、电子及半导体、水处理、新能源、物流、智能建筑、自动化等各行各业诸多领域。

With fames of the terminals of Dinkle, the RER relays can be broadly used in most of the industries, such as automotive, security control, machine tools, appliance, food and beverage, printing and packaging, plastic and rubber, metal processing, electronic and semi-conductor, water supply, renewable energy.....

RER-S2C-XXX 型号说明 / Part Number Description

RER-S2C-XXXX

① ② ③

- ① S = 产品规格 / Spec.
- ② 2C = 触点数 / No. of contacts
- ③ XXXX = 电压规格 / Voltage
 D24 = DC24V
 A120 = AC120V
 A230 = AC230V



规格说明 / Specification

订货规格 / Part Number	RER-S2C-D24	RER-S2C-A120	RER-S2C-A230
线圈特性 / Coil Characteristics			
额定电压 / Rated voltage	24VDC	120VAC	230VAC
额定电流 / Rated current	36.9mA	9.2mA	5.5mA
线圈电阻 / Coil resistance	640Ω±10%	4430Ω±15%	16500Ω±15%
吸合电压 / Pull-in voltage (at 23°C)	18V(≤Rated voltage 75%)	96V(≤Rated voltage 80%)	184V(≤Rated voltage 80%)
释放电压 / Drop-out voltage (at 23°C)	2.4V(≥Rated voltage 10%)	36V(≥Rated voltage 30%)	69V(≥Rated voltage 30%)
最大电压 / Max. Allowable voltage (at 23°C)	26.4V(Rated voltage 110%)	132V(Rated voltage 110%)	253V(Rated voltage 110%)
线圈功率 / Coil power consumption	0.9W	1.2VA	1.2VA
LED工作指示 / LED Status display	绿色 / Green	红色 / Red	红色 / Red
触点特性 / Contact Characteristics			
触点数 / No. of contacts	2C		
阻性负载(AC-1) / Resistive load (AC-1)	10A/250VAC, 30VDC		
马达负载(AC-15) / Motor load (AC-15)	1/3HP 240VAC		
切换功率(阻性) / Operating power (resistive)	2500VA, 300W		
最小容许负载 / Min. allowable load	10mA/17V		
触点材料 / Contact material	银氧化锡 AgSnO ₂		
接触电阻 / Contact resistance	≤50mΩ		
介质强度 / Dielectric Strength			
同极触点间 / Between adjacent contacts	1000VAC/1min		
异极触点间 / Between open contacts / between live parts and ground	1500VAC/1min		
触点与线圈间 / Between contact and coil	2000VAC/1min		
绝缘电阻 / Insulation resistance	≥500MΩ (500VDC)		
一般特性 / General Characteristics			
吸合时间(额定电压) / Operate time (rated voltage)	≤20ms		
释放时间(额定电压) / Release time (rated voltage)	≤20ms		
操作频率 / Operating frequency	18000 Ops/h		
环境温度 / Ambient temperature	-55~+70°C (Non-freezing condition)		
环境湿度 / Ambient humidity	35%~85%RH		
大气压力 / Atmospheric pressure	86~106KPa		
耐冲击 / Impact resistance	10G		
耐振动 / Vibration resistance	10~55Hz		
电气寿命(频率1s通,1s断) / Electrical life (frequency: on for 1s, off for 1s)	≥10 ⁶ 次 (1800 Ops/h)		
机械寿命(频率300次/1分钟) / Mechanical life (frequency: 300 cycles/1 min)	≥10 ⁷ 次 (18000 Ops/h)		
重量 / Weight per piece	About 35g		

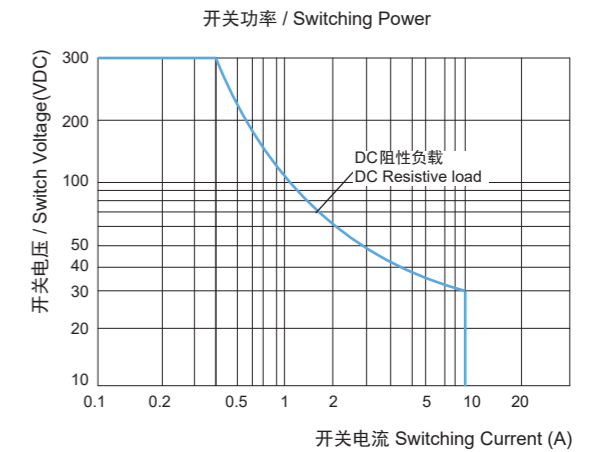
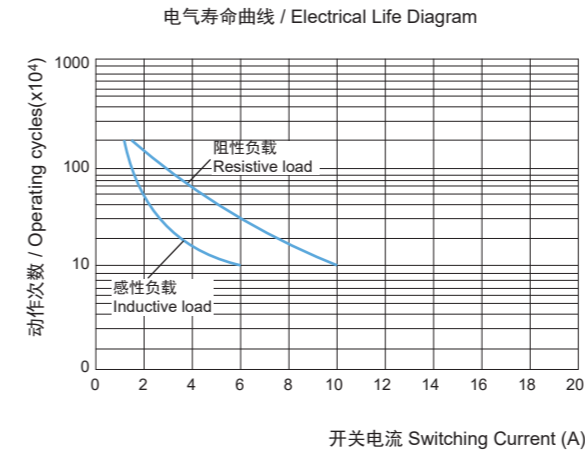
订货型号一览表 / Ordering Information

成套规格 Ordering No./Set	技术参数 Parameter	包装量 MOQ	继电器规格 Relay	底座规格 Relay Base	固定夹规格 Retaining Clip
RER-S2C-D24 (A11)	2C/10A	10	RER-S2C-D24	0149-1T-08ST	0149-14
RER-S2C-A120 (A11)	2C/10A		RER-S2C-A120	PID底座 PID Base	
RER-S2C-A230 (A11)	2C/10A		RER-S2C-A230		

成套规格 Ordering No./Set	技术参数 Parameter	包装量 MOQ	继电器规格 Relay	底座规格 Relay Base	固定夹规格 Retaining Clip
RER-S2C-D24 (A03)	2C/10A	10	RER-S2C-D24	0149-13-08E	0149-14
RER-S2C-A120 (A03)	2C/10A		RER-S2C-A120	压线框底座 Clamping Base	
RER-S2C-A230 (A03)	2C/10A		RER-S2C-A230		

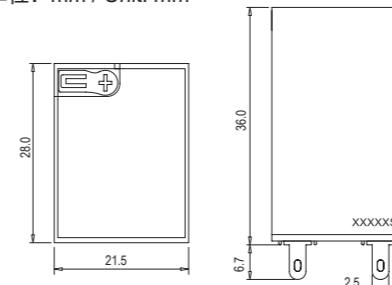
成套规格 Ordering No./Set	技术参数 Parameter	包装量 MOQ	继电器规格 Relay	底座规格 Relay Base	固定夹规格 Retaining Clip
RER-S2C-D24 (A01)	2C/10A	10	RER-S2C-D24	0149-10-08A	0149-11ES
RER-S2C-A120 (A01)	2C/10A		RER-S2C-A120	螺丝固定底座 Screw Base	
RER-S2C-A230 (A01)	2C/10A		RER-S2C-A230		

性能曲线图 / Performance Curve



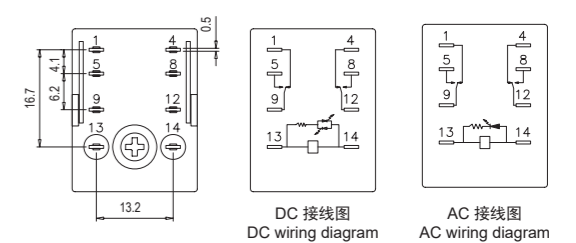
尺寸图及电气连接 / Dimensions and Electrical Connections

单位: mm / Unit: mm



生产序号 / Tracing No.

XXXXXS
 Year : 2015=15
 Month: Oct.=X, Nov.=Y, Dec.=Z
 Day : 01~31th



RER-S4C-XXX 型号说明 / Part Number Description

RER-S4C-XXXX

① ② ③

- ① S = 产品规格 / Spec.
 ② 4C = 触点数 / No. of contacts
 ③ XXXX = 电压规格 / Voltage
 D24 = DC24V
 A120 = AC120V
 A230 = AC230V



规格说明 / Specification


订货规格 / Part Number	RER-S4C-D24	RER-S4C-A120	RER-S4C-A230
线圈特性 / Coil Characteristics			
额定电压 / Rated voltage	24VDC	120VAC	230VAC
额定电流 / Rated current	36.9mA	9.2mA	5.5mA
线圈电阻 / Coil resistance	640Ω±10%	4430Ω±15%	16500Ω±15%
吸合电压 / Pull-in voltage (at 23°C)	18V(≤Rated voltage 75%)	96V(≤Rated voltage 80%)	184V(≤Rated voltage 80%)
释放电压 / Drop-out voltage (at 23°C)	2.4V(≥Rated voltage 10%)	36V(≥Rated voltage 30%)	69V(≥Rated voltage 30%)
最大电压 / Max. Allowable voltage (at 23°C)	26.4V(Rated voltage 110%)	132V(Rated voltage 110%)	253V(Rated voltage 110%)
线圈功率 / Coil power consumption	0.9W	1.2VA	1.2VA
LED工作指示 / LED Status display	绿色 / Green	红色 / Red	红色 / Red
触点特性 / Contact Characteristics			
触点数 / No. of contacts	4C		
阻性负载(AC-1) / Resistive load (AC-1)	5A/250VAC, 30VDC		
马达负载(AC-15) / Motor load (AC-15)	1/6HP, 240VAC		
切换功率(阻性) / Operating power (resistive)	1250VA, 150W		
最小容许负载 / Min. allowable load	10mA/17V		
触点材料 / Contact material	银氧化锡 AgSnO ₂		
接触电阻 / Contact resistance	≤50mΩ		
介质强度 / Dielectric Strength			
同极触点间 / Between adjacent contacts	1000VAC/1min		
异极触点间 / Between open contacts / between live parts and ground	1500VAC/1min		
触点与线圈间 / Between contact and coil	2000VAC/1min		
绝缘电阻 / Insulation resistance	≥500MΩ (500VDC)		
一般特性 / General Characteristics			
吸合时间(额定电压) / Operate time (rated voltage)	≤20ms		
释放时间(额定电压) / Release time (rated voltage)	≤20ms		
操作频率 / Operating frequency	18000 Ops/h		
环境温度 / Ambient temperature	-55~+70°C (Non-freezing condition)		
环境湿度 / Ambient humidity	35%~85%RH		
大气压力 / Atmospheric pressure	86~106KPa		
耐冲击 / Impact resistance	10G		
耐振动 / Vibration resistance	10~55Hz		
电气寿命(频率1s通,1s断) / Electrical life (frequency: on for 1s, off for 1s)	≥10 ⁵ 次 (1800 Ops/h)		
机械寿命(频率300次/1分钟) / Mechanical life (frequency: 300 cycles/1 min)	≥10 ⁷ 次 (18000 Ops/h)		
重量 / Weight per piece	About 35g		

订货型号一览表 / Ordering Information



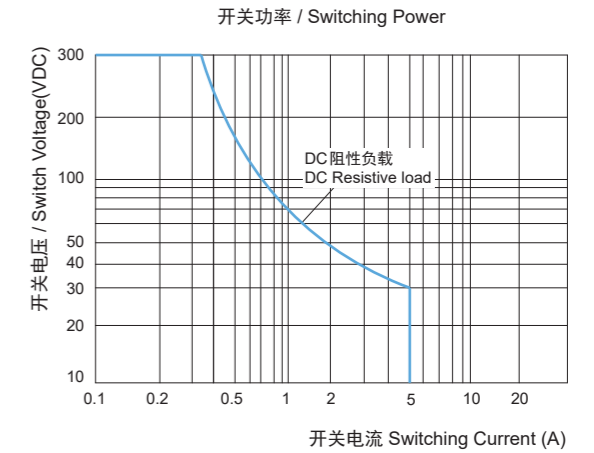
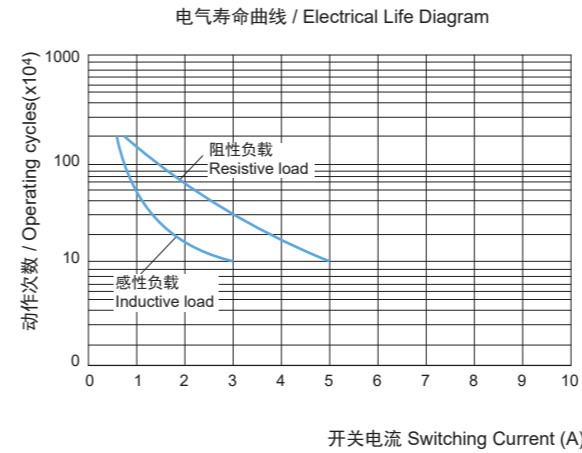
成套规格 Ordering No./Set	技术参数 Parameter	包装量 MOQ	继电器规格 Relay	底座规格 Relay Base	固定夹规格 Retaining Clip
RER-S4C-D24 (A12)	4C/5A	10	RER-S4C-D24	0149-1T-14ST	0149-14
RER-S4C-A120 (A12)	4C/5A		RER-S4C-A120	PID底座 PID Base	
RER-S4C-A230 (A12)	4C/5A		RER-S4C-A230		

成套规格 Ordering No./Set	技术参数 Parameter	包装量 MOQ	继电器规格 Relay	底座规格 Relay Base	固定夹规格 Retaining Clip
RER-S4C-D24 (A04)	4C/5A	10	RER-S4C-D24	0149-13-14E	0149-14
RER-S4C-A120 (A04)	4C/5A		RER-S4C-A120	压线框底座 Clamping Base	
RER-S4C-A230 (A04)	4C/5A		RER-S4C-A230		



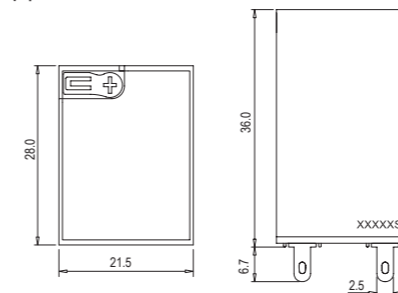
成套规格 Ordering No./Set	技术参数 Parameter	包装量 MOQ	继电器规格 Relay	底座规格 Relay Base	固定夹规格 Retaining Clip
RER-S4C-D24 (A02)	4C/5A	10	RER-S4C-D24	0149-10-14A	0149-11
RER-S4C-A120 (A02)	4C/5A		RER-S4C-A120	螺丝固定底座 Screw Base	
RER-S4C-A230 (A02)	4C/5A		RER-S4C-A230		

性能曲线图 / Performance Curve



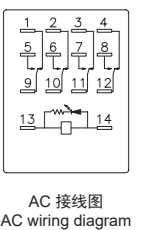
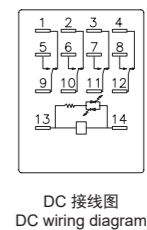
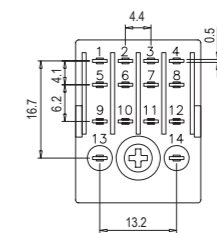
尺寸图及电气连接 / Dimensions and Electrical Connections

单位: mm / Unit: mm



生产序号 / Tracing No.

XXXXXS
 Year : 2015=15
 Month: Oct.=X, Nov.=Y, Dec.=Z
 Day : 01~31th



DC 接线图
DC wiring diagram

AC 接线图
AC wiring diagram

RER-M2C-XXX 型号说明 / Part Number Description

RER-M2C-XXXX

① ② ③

- ① M = 产品规格 / Spec.
- ② 2C = 触点数 / No. of contacts
- ③ XXXX = 电压规格 / Voltage
 D24 = DC24V
 A120 = AC120V
 A230 = AC230V



规格说明 / Specification

订货规格 / Part Number	RER-M2C-D24	RER-M2C-A120	RER-M2C-A230
线圈特性 / Coil Characteristics			
额定电压 / Rated voltage	24VDC	120VAC	230VAC
额定电流 / Rated current	36.9mA	9.2mA	5.5mA
线圈电阻 / Coil resistance	640Ω±10%	4430Ω±15%	16500Ω±15%
吸合电压 / Pull-in voltage (at 23°C)	18V(≤Rated voltage 75%)	96V(≤Rated voltage 80%)	184V(≤Rated voltage 80%)
释放电压 / Drop-out voltage (at 23°C)	2.4V(≥Rated voltage 10%)	36V(≥Rated voltage 30%)	69V(≥Rated voltage 30%)
最大电压 / Max. Allowable voltage (at 23°C)	26.4V(Rated voltage 110%)	132V(Rated voltage 110%)	253V(Rated voltage 110%)
线圈功率 / Coil power consumption	0.9W	1.2VA	1.2VA
LED工作指示 / LED Status display	绿色 / Green	红色 / Red	红色 / Red
触点特性 / Contact Characteristics			
触点数 / No. of contacts	2C		
阻性负载(AC-1) / Resistive load (AC-1)	5A/250VAC, 30VDC		
马达负载(AC-15) / Motor load (AC-15)	1/6HP 240VAC		
切换功率(阻性) / Operating power (resistive)	1250VA, 150W		
最小容许负载 / Min. allowable load	10mA/17V		
触点材料 / Contact material	银镍合金 AgNi		
接触电阻 / Contact resistance	≤50mΩ		
介质强度 / Dielectric Strength			
同极触点间 / Between adjacent contacts	1000VAC/1min		
异极触点间 / Between open contacts / between live parts and ground	1500VAC/1min		
触点与线圈间 / Between contact and coil	2000VAC/1min		
绝缘电阻 / Insulation resistance	≥500MΩ (500VDC)		
一般特性 / General Characteristics			
吸合时间(额定电压) / Operate time (rated voltage)	≤20ms		
释放时间(额定电压) / Release time (rated voltage)	≤20ms		
操作频率 / Operating frequency	18000 Ops/h		
环境温度 / Ambient temperature	-55~+70°C (Non-freezing condition)		
环境湿度 / Ambient humidity	35%~85%RH		
大气压力 / Atmospheric pressure	86~106KPa		
耐冲击 / Impact resistance	10G		
耐振动 / Vibration resistance	10~55Hz		
电气寿命(频率1s通,1s断) / Electrical life (frequency: on for 1s, off for 1s)	≥10 ⁵ 次 (1800 Ops/h)		
机械寿命(频率300次/1分钟) / Mechanical life (frequency: 300 cycles/1 min)	≥10 ⁷ 次 (18000 Ops/h)		
重量 / Weight per piece	About 35g		

订货型号一览表 / Ordering Information



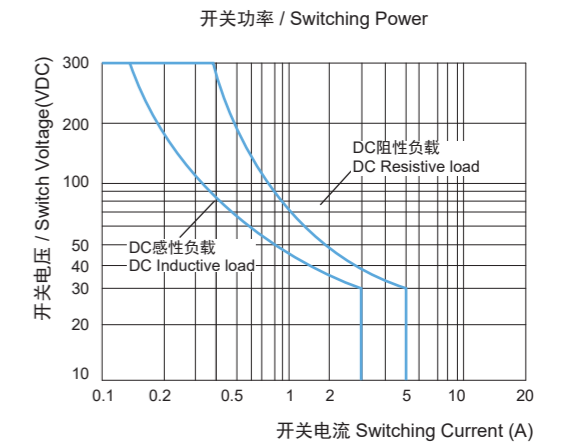
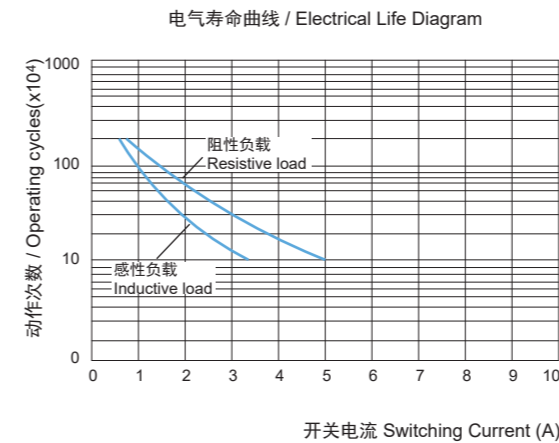
成套规格 Ordering No./Set	技术参数 Parameter	包装量 MOQ	继电器规格 Relay	底座规格 Relay Base	固定夹规格 Retaining Clip
RER-M2C-D24 (A11)	2C/5A	10	RER-M2C-D24	0149-1T-08ST	0149-14
RER-M2C-A120 (A11)	2C/5A		RER-M2C-A120	PID 底座 PID Base	
RER-M2C-A230 (A11)	2C/5A		RER-M2C-A230		

成套规格 Ordering No./Set	技术参数 Parameter	包装量 MOQ	继电器规格 Relay	底座规格 Relay Base	固定夹规格 Retaining Clip
RER-M2C-D24 (A03)	2C/5A	10	RER-M2C-D24	0149-13-08E	0149-14
RER-M2C-A120 (A03)	2C/5A		RER-M2C-A120	压线框底座 Clamping Base	
RER-M2C-A230 (A03)	2C/5A		RER-M2C-A230		



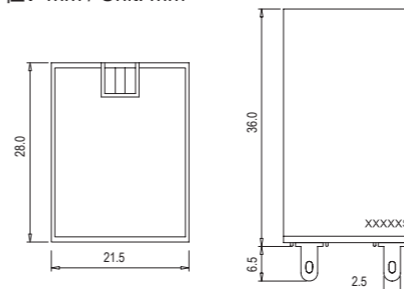
成套规格 Ordering No./Set	技术参数 Parameter	包装量 MOQ	继电器规格 Relay	底座规格 Relay Base	固定夹规格 Retaining Clip
RER-M2C-D24 (A01)	2C/5A	10	RER-M2C-D24	0149-10-08A	0149-11ES
RER-M2C-A120 (A01)	2C/5A		RER-M2C-A120	螺丝固定底座 Screw Base	
RER-M2C-A230 (A01)	2C/5A		RER-M2C-A230		

性能曲线图 / Performace Curve

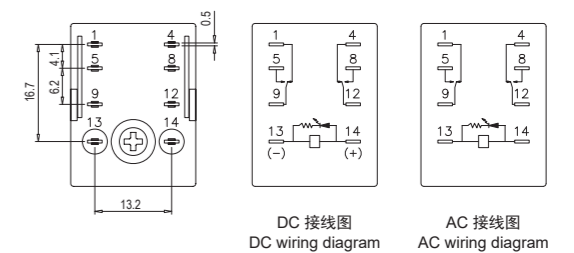


尺寸图及电气连接 / Dimensions and Electrical Connections

单位: mm / Unit: mm



生产序号 / Tracing No.
 XXXXXS
 Year : 2015=15
 Month: Oct=X, Nov.=Y, Dec.=Z
 Day : 01~31th



RER-M4C-XXX 型号说明 / Part Number Description

RER-M4C-XXXX

① ② ③

- ① M = 产品规格 / Spec.
- ② 4C = 触点数 / No. of contacts
- ③ XXXX = 电压规格 / Voltage

D24 = DC24V
A120 = AC120V
A230 = AC230V



规格说明 / Specification


订货规格 / Part Number	RER-M4C-D24	RER-M4C-A120	RER-M4C-A230
线圈特性 / Coil Characteristics			
额定电压 / Rated voltage	24VDC	120VAC	230VAC
额定电流 / Rated current	36.9mA	9.2mA	5.5mA
线圈电阻 / Coil resistance	640Ω±10%	4430Ω±15%	16500Ω±15%
吸合电压 / Pull-in voltage (at 23°C)	18V(≤Rated voltage 75%)	96V(≤Rated voltage 80%)	184V(≤Rated voltage 80%)
释放电压 / Drop-out voltage (at 23°C)	2.4V(≥Rated voltage 10%)	36V(≥Rated voltage 30%)	69V(≥Rated voltage 30%)
最大电压 / Max. Allowable voltage (at 23°C)	26.4V(Rated voltage 110%)	132V(Rated voltage 110%)	253V(Rated voltage 110%)
线圈功率 / Coil power consumption	0.9W	1.2VA	1.2VA
LED工作指示 / LED Status display	绿色 / Green	红色 / Red	红色 / Red
触点特性 / Contact Characteristics			
触点数 / No. of contacts	4C		
阻性负载(AC-1) / Resistive load (AC-1)	3A/250VAC, 30VDC		
马达负载(AC-15) / Motor load (AC-15)	1/12HP 240VAC		
切换功率(阻性) / Operating power (resistive)	750VA, 90W		
最小容许负载 / Min. allowable load	10mA/17V		
触点材料 / Contact material	银镍合金 AgNi		
接触电阻 / Contact resistance	≤50mΩ		
介质强度 / Dielectric Strength			
同极触点间 / Between adjacent contacts	1000VAC/1min		
异极触点间 / Between open contacts / between live parts and ground	1500VAC/1min		
触点与线圈间 / Between contact and coil	2000VAC/1min		
绝缘电阻 / Insulation resistance	≥500MΩ (500VDC)		
一般特性 / General Characteristics			
吸合时间(额定电压) / Operate time (rated voltage)	≤20ms		
释放时间(额定电压) / Release time (rated voltage)	≤20ms		
操作频率 / Operating frequency	18000 Ops/h		
环境温度 / Ambient temperature	-55~+70°C (Non-freezing condition)		
环境湿度 / Ambient humidity	35%~85%RH		
大气压力 / Atmospheric pressure	86~106KPa		
耐冲击 / Impact resistance	10G		
耐振动 / Vibration resistance	10~55Hz		
电气寿命(频率1s通,1s断) / Electrical life (frequency: on for 1s, off for 1s)	≥10 ⁵ 次 (1800 Ops/h)		
机械寿命(频率300次/1分钟) / Mechanical life (frequency: 300 cycles/1 min)	≥10 ⁷ 次 (18000 Ops/h)		
重量 / Weight per piece	About 35g		

订货型号一览表 / Ordering Information



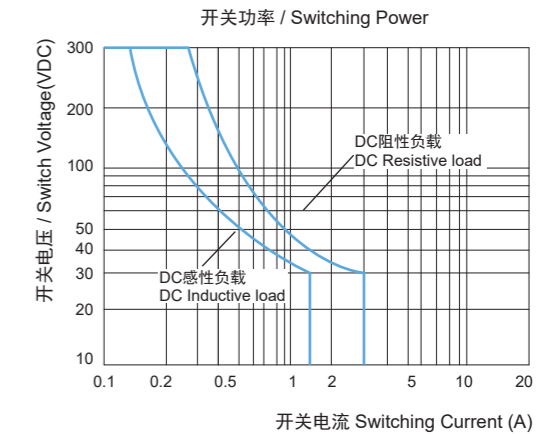
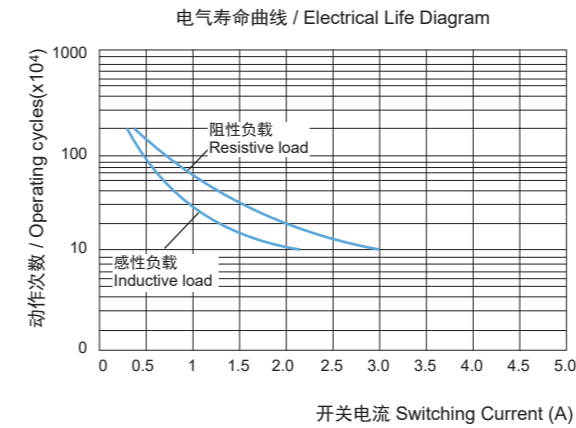
成套规格 Ordering No./Set	技术参数 Parameter	包装量 MOQ	继电器规格 Relay	底座规格 Relay Base	固定夹规格 Retaining Clip
RER-M4C-D24 (A12)	4C/3A	10	RER-M4C-D24	0149-1T-14ST	0149-14
RER-M4C-A120 (A12)	4C/3A		RER-M4C-A120	PID底座 PID Base	
RER-M4C-A230 (A12)	4C/3A		RER-M4C-A230		

成套规格 Ordering No./Set	技术参数 Parameter	包装量 MOQ	继电器规格 Relay	底座规格 Relay Base	固定夹规格 Retaining Clip
RER-M4C-D24 (A04)	4C/3A	10	RER-M4C-D24	0149-13-14E	0149-14
RER-M4C-A120 (A04)	4C/3A		RER-M4C-A120	压线框底座 Clamping Base	
RER-M4C-A230 (A04)	4C/3A		RER-M4C-A230		



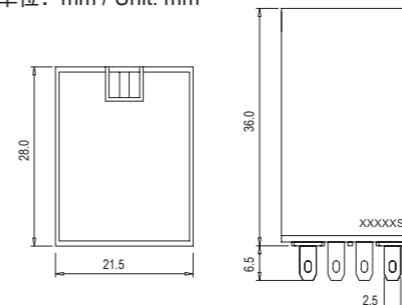
成套规格 Ordering No./Set	技术参数 Parameter	包装量 MOQ	继电器规格 Relay	底座规格 Relay Base	固定夹规格 Retaining Clip
RER-M4C-D24 (A02)	4C/3A	10	RER-M4C-D24	0149-10-14A	0149-11
RER-M4C-A120 (A02)	4C/3A		RER-M4C-A120	螺丝固定底座 Screw Base	
RER-M4C-A230 (A02)	4C/3A		RER-M4C-A230		

性能曲线图 / Performace Curve

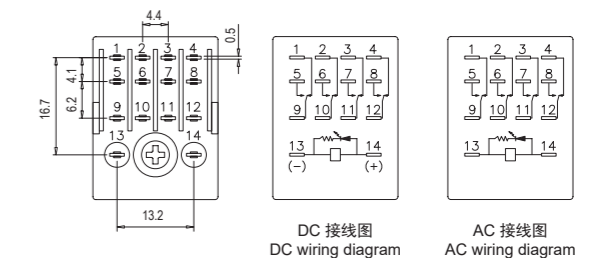


尺寸图及电气连接 / Dimensions and Electrical Connections

单位: mm / Unit: mm



生产序号 / Tracing No.
XXXXXS
Year : 2015=15
Month : Oct.=X, Nov.=Y, Dec.=Z
Day : 01~31th



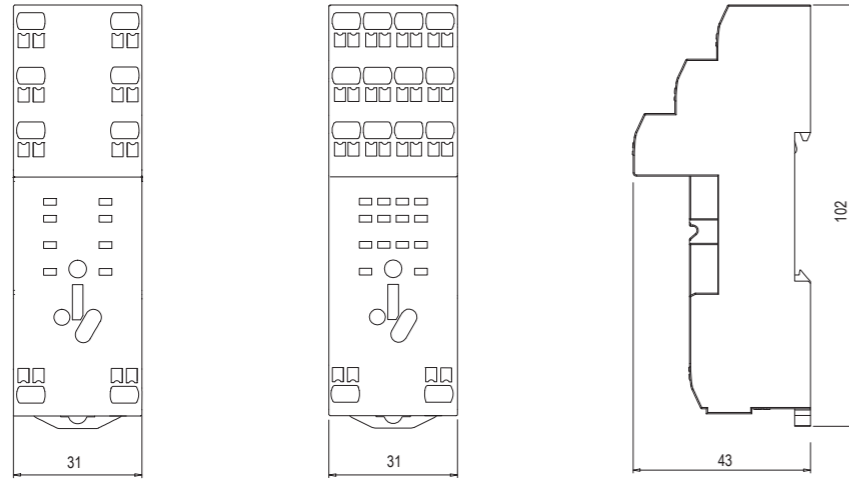
底座产品性能说明 / Specifications of Relay Base



订货规格 / Part Number	0149-1T-08ST	0149-1T-14ST
额定负载电流 / Rated load current	12A	8A
触点数 / No. of contacts	2C	4C
额定负载电压 / Rated load voltage	300V	300V
绝缘耐压 / Insulation resistance	2500V/s	2500V/s
外连接导线 / External connection wire	20-16 / 0.5-1.5	20-16 / 0.5-1.5
使用环境 / Ambient temperature	-40~+85 C	-40~+85 C
重量 / Weight	About 80g	About 80g
最小包装数 / Min. packing quantity	10pcs	10pcs
通用型号 / Mating part	RER-M2C / RER-S2C	RER-M4C / RER-S4C
配用附件表 / Accessories		
塑料固定夹 / Pastic retaining clip	0149-14	0149-14
电子元件 / Electronic components	0149-36 / 0149-36-240 0149-35-24 / 0149-35-240	0149-36 / 0149-36-240 0149-35-24 / 0149-35-240
导轨 / DIN rail	TS-35	TS-35

外形尺寸 / Dimensions

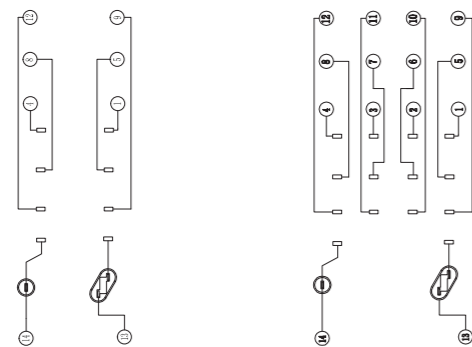
单位: mm / Unit: mm



0149-1T-08ST

0149-1T-14ST

端子配置内部接线图 / Terminal Configuration and Defination



0149-1T-08ST

0149-1T-14ST

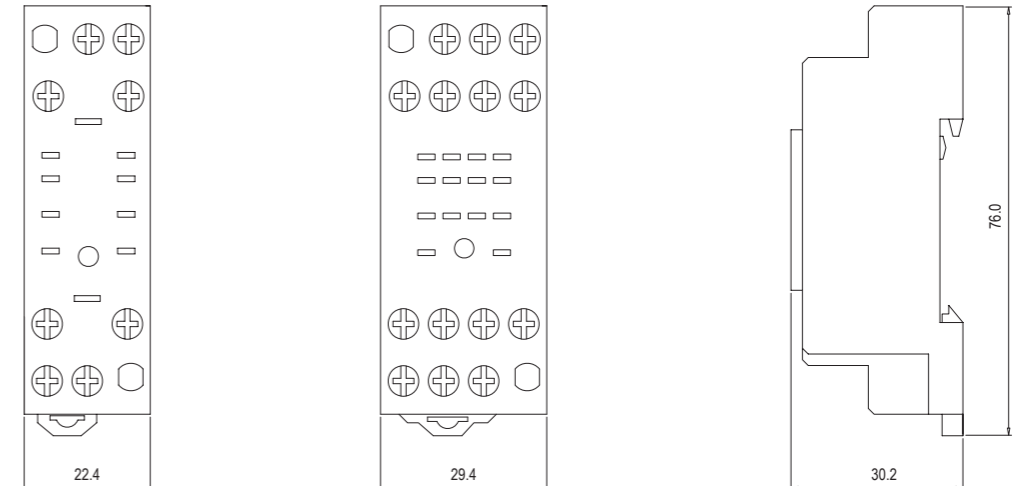
底座产品性能说明 / Specifications of Relay Base



订货规格 / Part Number	0149-10-08A	0149-10-14A
额定负载电流 / Rated load current	10A	7A
额定负载电压 / Rated load voltage	300V	300V
绝缘耐压 / Insulation resistance	2000V/s	2000V/s
螺钉扭矩 / Screw torque	1.0Nm	1.0Nm
外连接导线 / External connection wire	20-14 / 0.5-2.5 (AWG/mm ²)	20-14 / 0.5-2.5 (AWG/mm ²)
使用环境 / Ambient temperature	-40~+65 C	-40~+65 C
重量 / Weight	About 34g	About 52g
最小包装数 / Min. packing quantity	10pcs	10pcs
通用型号 / Mating part	RER-M2C / RER-S2C	RER-M4C / RER-S4C
配用附件表 / Accessories		
塑料固定夹 / Pastic retaining clip	-	-
金属固定夹 / Metal retaining clip	0149-11ES (@2pcs)	0149-11 (@2pcs)
电子元件 / Electronic components	-	-
导轨 / DIN rail	TS-35	TS-35

外形尺寸 / Dimensions

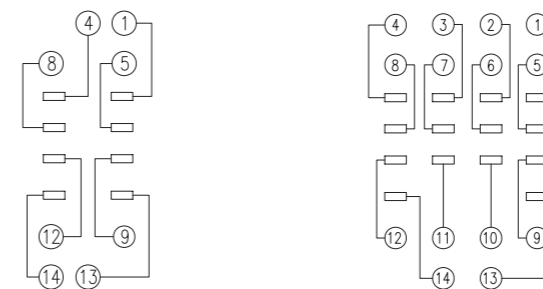
单位: mm / Unit: mm



0149-10-08A

0149-10-14A

端子配置内部接线图 / Terminal Configuration and Defination



0149-10-08A

0149-10-14A

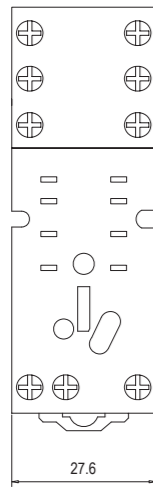
底座产品性能说明 / Specifications of Relay Base



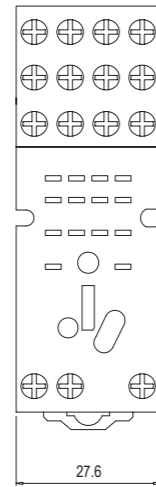
订货规格 / Part Number	0149-13-08E	0149-13-14E
额定负载电流 / Rated load current	12A	10A
额定负载电压 / Rated load voltage	300V	300V
绝缘耐压 / Insulation resistance	2500V/s	2500V/s
螺钉扭矩 / Screw torque	1.0Nm	1.0Nm
外连接导线 / External connection wire	20-14 / 0.5-2.5 (AWG/mm ²)	20-14 / 0.5-2.5 (AWG/mm ²)
使用环境 / Ambient temperature	-40~+85 °C	-40~+85 °C
重量 / Weight	About 50g	About 62g
最小包装数 / Min. packing quantity	10pcs	10pcs
通用型号 / Mating part	RER-M2C / RER-S2C	RER-M4C / RER-S4C
配件附件表 / Accessories		
塑料固定夹 / Plastic retaining clip	0149-14 (@1pcs)	0149-14 (@1pcs)
金属固定夹 / Metal retaining clip	-	-
电子元件 / Electronic components	0149-36 / 0149-36-240 0149-35-24 / 0149-35-240	0149-36 / 0149-36-240 0149-35-24 / 0149-35-240
导轨 / DIN rail	TS-35	TS-35

外形尺寸 / Dimensions

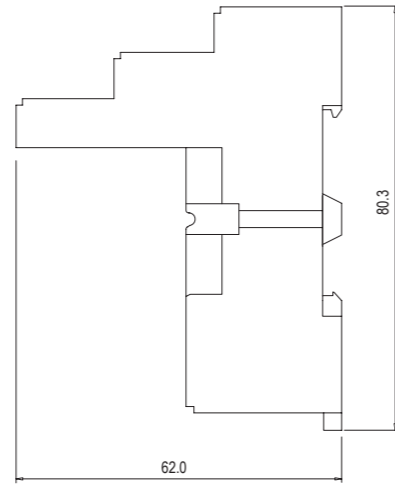
单位: mm / Unit: mm



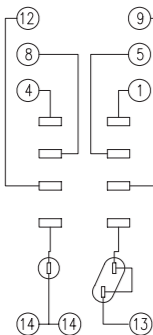
0149-13-08E



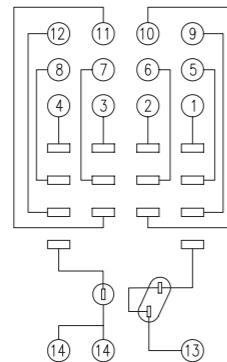
0149-13-14E



端子配置内部接线图 / Terminal Configuration and Definition



0149-13-08E



0149-13-14E

RER-L2C-XXX 型号说明 / Part Number Description

RER-L2C-XXXX

① ② ③


- ① L = 产品规格 / Spec.
- ② 2C = 触点数 / No. of contacts
- ③ XXXX = 电压规格 / Voltage
D24 = DC24V
A120 = AC120V
A230 = AC230V



规格说明 / Specification

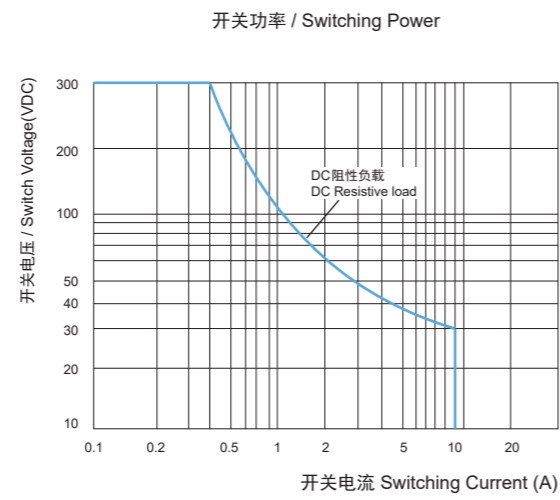
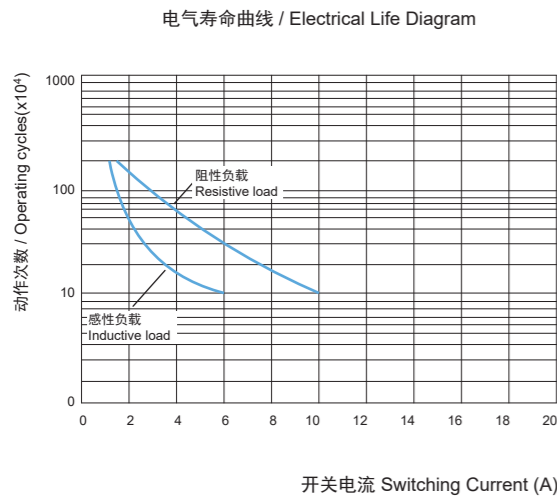
订货规格 / Part Number	RER-L2C-D24	RER-L2C-A120	RER-L2C-A230
线圈特性 / Coil Characteristics			
额定电压 / Rated voltage	24VDC	120VAC	230VAC
额定电流 / Rated current	36.9mA	9.2mA	5.5mA
线圈电阻 / Coil resistance	640Ω±10%	4430Ω±15%	16500Ω±15%
吸合电压 / Pull-in voltage (at 23°C)	18V(≤Rated voltage 75%)	96V(≤Rated voltage 80%)	184V(≤Rated voltage 80%)
释放电压 / Drop-out voltage (at 23°C)	2.4V(≥Rated voltage 10%)	36V(≥Rated voltage 30%)	69V(≥Rated voltage 30%)
最大电压 / Max. Allowable voltage (at 23°C)	26.4V(Rated voltage 110%)	132V(Rated voltage 110%)	253V(Rated voltage 110%)
线圈功率 / Coil power consumption	0.9W	1.2VA	1.2VA
LED工作指示 / LED Status display	绿色 / Green	红色 / Red	红色 / Red
触点特性 / Contact Characteristics			
触点数 / No. of contacts	2C		
阻性负载(AC-1) / Resistive load (AC-1)	10A/250VAC, 30VDC		
马达负载(AC-15) / Motor load (AC-15)	1/3HP, 240VAC		
切换功率(阻性) / Operating power (resistive)	2500VA, 300W		
最小容许负载 / Min. allowable load	10mA/17V		
触点材料 / Contact material	银镍合金 AgNi		
接触电阻 / Contact resistance	≤50mΩ		
介质强度 / Dielectric Strength			
同极触点间 / Between adjacent contacts	1000VAC/1min		
异极触点间 / Between open contacts / between live parts and ground	2000VAC/1min		
触点与线圈间 / Between contact and coil	2000VAC/1min		
绝缘电阻 / Insulation resistance	≥500MΩ (500VDC)		
一般特性 / General Characteristics			
吸合时间(额定电压) / Operate time (rated voltage)	≤20ms		
释放时间(额定电压) / Release time (rated voltage)	≤20ms		
操作频率 / Operating frequency	18000 Ops/h		
环境温度 / Ambient temperature	-55~+70°C (Non-freezing condition)		
环境湿度 / Ambient humidity	35%~85%RH		
大气压力 / Atmospheric pressure	86~106KPa		
耐冲击 / Impact resistance	10G		
耐振动 / Vibration resistance	10~55Hz		
电气寿命(频率1s通,1s断) / Electrical life (frequency: on for 1s, off for 1s)	≥10 ⁷ 次 (1800 Ops/h)		
机械寿命(频率300次/1分钟) / Mechanical life (frequency: 300 cycles/1 min)	≥10 ⁷ 次 (18000 Ops/h)		
重量 / Weight per piece	About 35g		

订货型号一览表 / Ordering Information



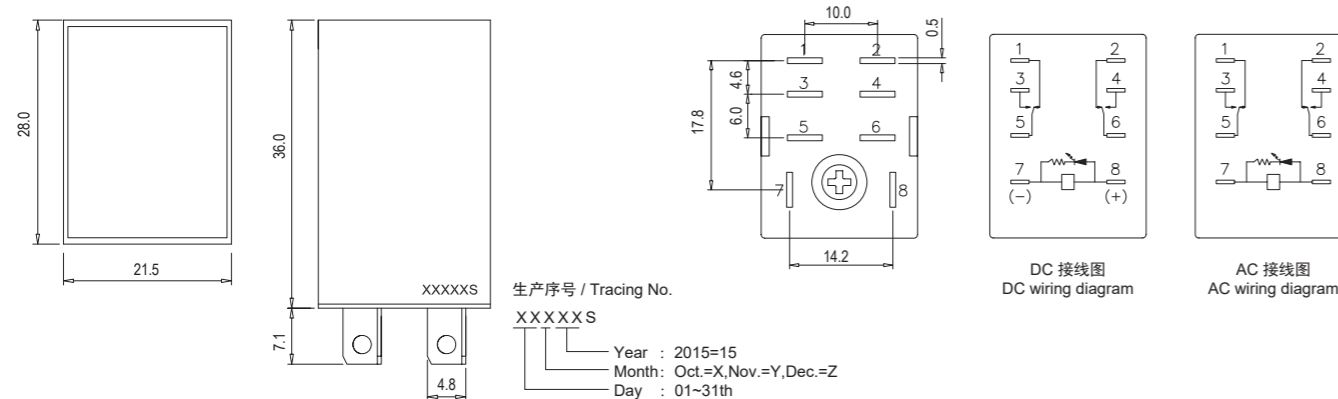
成套规格 Ordering No./Set	技术参数 Parameter	包装量 MOQ	继电器规格 Relay	底座规格 Relay Base	固定夹规格 Retaining Clip
RER-L2C-D24 (A05)	2C/10A	10	RER-L2C-D24	0149-20-08A 螺丝固定底座 Screw Base	0149-21
RER-L2C-A120 (A05)	2C/10A		RER-L2C-A120		
RER-L2C-A230 (A05)	2C/10A		RER-L2C-A230		

性能曲线图 / Performace Curve



尺寸图及电气连接 / Dimensions and Electrical Connections

单位: mm / Unit: mm



RER-L4C-XXX 型号说明 / Part Number Description

RER-L4C-XXXX

- ① L = 产品规格 / Spec.
② 4C = 触点数 / No. of contacts
③ XXXX = 电压规格 / Voltage
- D24 = DC24V
A120 = AC120V
A230 = AC230V



规格说明 / Specification

订货规格 / Part Number	RER-L4C-D24	RER-L4C-A120	RER-L4C-A230
线圈特性 / Coil Characteristics			
额定电压 / Rated voltage	24VDC	120VAC	230VAC
额定电流 / Rated current	69mA	21.8mA	10.8mA
线圈电阻 / Coil resistance	360Ω±10%	1680Ω±15%	8000Ω±15%
吸合电压 / Pull-in voltage (at 23°C)	18V(≤Rated Voltage 75%)	96V(≤Rated voltage 80%)	184V(≤Rated voltage 80%)
释放电压 / Drop-out voltage (at 23°C)	2.4V(≥Rated Voltage 10%)	36V(≥Rated voltage 30%)	69V(≥Rated voltage 30%)
最大电压 / Max. Allowable voltage (at 23°C)	26.4V(Rated Voltage 110%)	132V(Rated voltage 110%)	253V(Rated voltage 110%)
线圈功率 / Coil power consumption	1.5W	2.5VA	2.5VA
LED工作指示 / LED Status display	绿色 / Green	红色 / Red	红色 / Red
触点特性 / Contact Characteristics			
触点数 / No. of contacts	4C		
阻性负载(AC-1) / Resistive load (AC-1)	10A/250VAC, 30VDC		
马达负载(AC-15) / Motor load (AC-15)	1/3HP, 240VAC		
切换功率(阻性) / Operating power (resistive)	2500VA, 300W		
最小容许负载 / Min. allowable load	10mA/17V		
触点材料 / Contact material	银镍合金 AgNi		
接触电阻 / Contact resistance	≤50mΩ		
介质强度 / Dielectric Strength			
同极触点间 / Between adjacent contacts	1000VAC/1min		
异极触点间 / Between open contacts / between live parts and ground	2000VAC/1min		
触点与线圈间 / Between contact and coil	2000VAC/1min		
绝缘电阻 / Insulation resistance	≥500MΩ (500VDC)		
一般特性 / General Characteristics			
吸合时间(额定电压) / Operate time (rated voltage)	≤20ms		
释放时间(额定电压) / Release time (rated voltage)	≤20ms		
操作频率 / Operating frequency	18000 Ops/h		
环境温度 / Ambient temperature	-55~+70°C (Non-freezing condition)		
环境湿度 / Ambient humidity	35%~85%RH		
大气压力 / Atmospheric pressure	86~106KPa		
耐冲击 / Impact resistance	10G		
耐振动 / Vibration resistance	10~55Hz		
电气寿命(频率1s通,1s断) / Electrical life (frequency: on for 1s, off for 1s)	≥10 ⁵ 次 (1800 Ops/h)		
机械寿命(频率300次/1分钟) / Mechanical life (frequency: 300 cycles/1 min)	≥10 ⁷ 次 (18000 Ops/h)		
重量 / Weight per piece	About 65g		

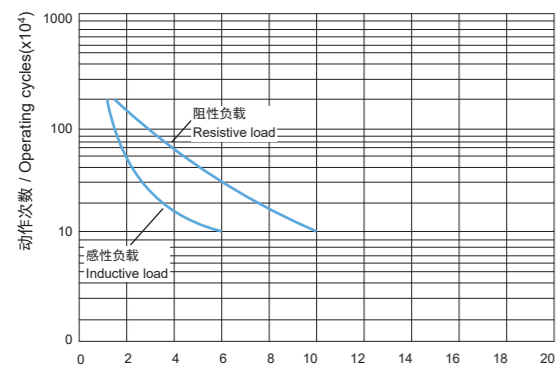
订货型号一览表 / Ordering Information



成套规格 Ordering No./Set	技术参数 Parameter	包装量 MOQ	继电器规格 Relay	底座规格 Relay Base	固定夹规格 Retaining Clip
RER-L4C-D24 (A06)	4C/10A	10	RER-L4C-D24	0149-20-14A	0149-21
RER-L4C-A120 (A06)	4C/10A		RER-L4C-A120	螺丝固定底座 Screw Base	
RER-L4C-A230 (A06)	4C/10A		RER-L4C-A230		

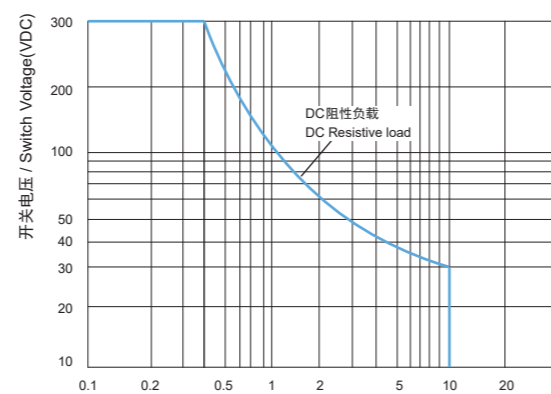
性能曲线图 / Performace Curve

电气寿命曲线 / Electrical Life Diagram



开关电流 Switching Current (A)

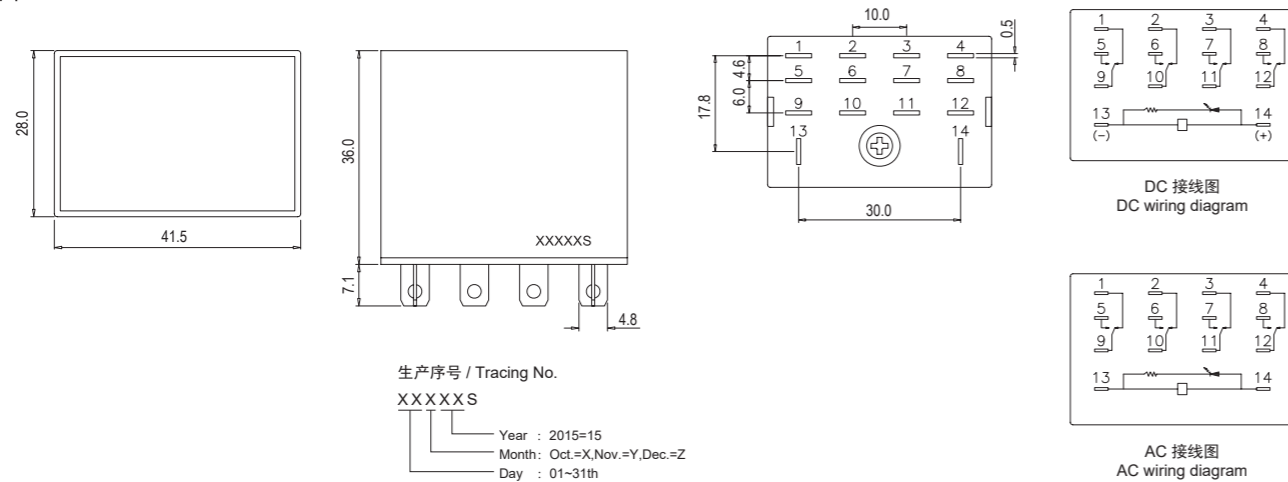
开关功率 / Switching Power



开关电流 Switching Current (A)

尺寸图及电气连接 / Dimensions and Electrical Connections

单位: mm / Unit: mm



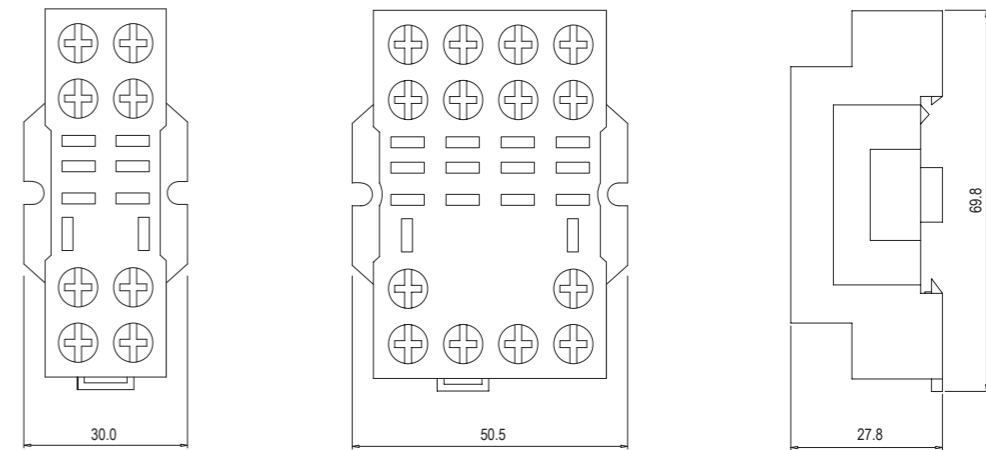
底座产品性能说明 / Specifications of Relay Base



订货规格 / Part Number	0149-20-08A	0149-20-14A
额定负载电流 / Rated load current	10A	10A
额定负载电压 / Rated load voltage	300V	300V
绝缘耐压 / Insulation resistance	2000V/s	2000V/s
螺钉扭矩 / Screw torque	1.0Nm	1.0Nm
外连接导线 / External connection wire	20-14 / 0.5-2.5 (AWG/mm ²)	20-14 / 0.5-2.5 (AWG/mm ²)
使用环境 / Ambient temperature	-40~+85℃	-40~+85℃
重量 / Weight	About 43g	About 76g
最小包装数 / Min. packing quantity	10pcs	10pcs
通用型号 / Mating part	RER-L2C	RER-L4C
配件附件表 / Accessories		
塑料固定夹 / Plastic retaining clip	-	-
金属固定夹 / Metal retaining clip	0149-21 (@2pcs)	0149-21 (@2pcs)
电子元件 / Electronic components	-	-
导轨 / DIN rail	TS-35	TS-35

外形尺寸 / Dimensions

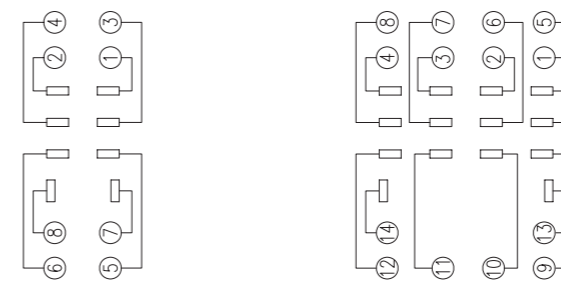
单位: mm / Unit: mm



0149-20-08A

0149-20-14A

端子配置内部接线图 / Terminal Configuration and Defination



0149-20-08A

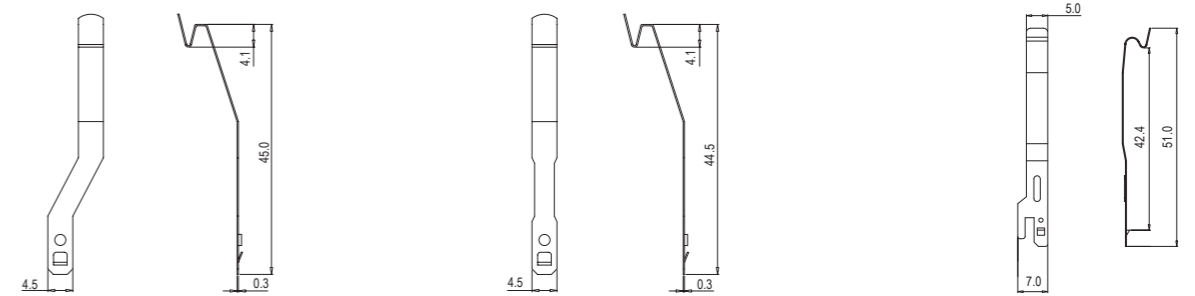
0149-20-14A

Accessories

配件

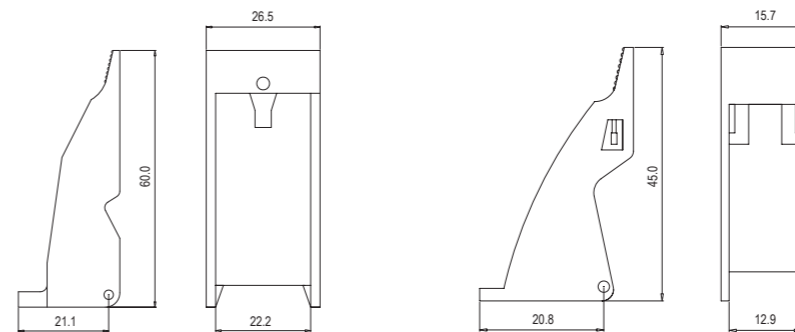


金属固定夹 / Metal Retaining Clip 单位: mm / Unit: mm



订货规格 / Part Number	可选底座 / Selectable Relay Bases	最小包装数 / Min. Packing Quantity
0149-11ES	0149-10-08A	20
0149-11	0149-10-14A	20
0149-21	0149-20-08A, 0149-20-14A	20

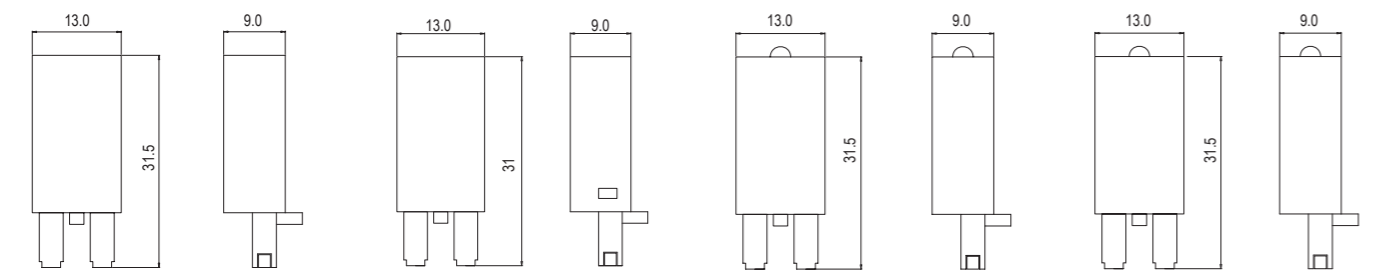
塑料固定夹 / Plastic Retaining Clip 单位: mm / Unit: mm



订货规格 / Part Number	可选底座 / Selectable Relay Bases	最小包装数 / Min. Packing Quantity
0149-14	0149-13-08E, 0149-13-14E, 0149-1T-08ST, 0149-1T-14ST	5
0149-32	0149-33-05E, 0149-33-08E, 0149-3T-05ST, 0149-3T-08ST	10




其他配件

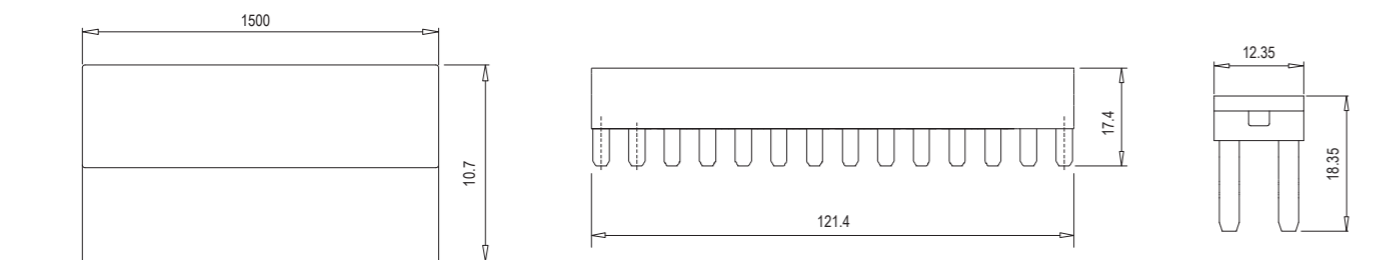
0149-36	0149-36-240	0149-35-24	0149-35-240
			
6~250VDC 电压峰值抑制元件 (适用于 S, J 系列) Voltage peak suppression diode (for S/J series)	220~240V 电压峰值抑制元件 (适用于 S, M, J 系列) Voltage peak suppression mov (for S/M/J series)	6~24V 工作指示元件 (适用于 S, J 系列) Led indicator (for S/J series)	110~240V 工作指示元件 (适用于 S, M, J 系列) Led indicator (for S/M/J series)



订货规格 / Part Number	可选底座 / Selectable Relay Bases	最小包装数 / Min. Packing Quantity
0149-36	0149-13-08E, 0149-13-14E, 0149-33-05E, 0149-33-08E, 0149-1T-08ST, 0149-1T-14ST, 0149-3T-05ST, 0149-3T-08ST	10
0149-36-240	0149-13-08E, 0149-13-14E, 0149-33-05E, 0149-33-08E, 0149-1T-08ST, 0149-1T-14ST, 0149-3T-05ST, 0149-3T-08ST	10
0149-35-24	0149-13-08E, 0149-13-14E, 0149-33-05E, 0149-33-08E, 0149-1T-08ST, 0149-1T-14ST, 0149-3T-05ST, 0149-3T-08ST	10
0149-35-240	0149-13-08E, 0149-13-14E, 0149-33-05E, 0149-33-08E, 0149-1T-08ST, 0149-1T-14ST, 0149-3T-05ST, 0149-3T-08ST	10

短路片 / Bridge 单位: mm / Unit: mm

DSD03-M1500	0149-4S-20	0149-3U-02
		



订货规格 / Part Number	可选底座 / Selectable Relay Bases	最小包装数 / Min. Packing Quantity
DSD03-M1500	RER-H1C Series, RER-S1C Series	10
0149-4S-20	RER-24-1A, RER-110-2B, RER-230-3B, RER-24-4A, RER-110-5B, RER-230-6B	10
0149-3U-02	0149-3T-05ST, 0149-3T-08ST, 0149-1T-08ST, 0149-1T-14ST	10

继电器的基本知识

参考标准: UL 508, IEC 61810-1, GBT 21711.1

触点参数说明

触点类型

名称	符号	标示	代号
常开触点		NO	A
常闭触点		NC	B
转换触点		CO	C

接触电阻

接触电阻是指触点间的电阻和触点相连的簧片及其引出端与组成电路的导体电阻之和。单位为欧姆。
触点的电阻取决于触点材料规格, 使用合适的触点材料能降低触点温度, 因而延长触点工作寿命。

触点负载

指在一定的条件下, 触点能可靠作用切换的负载值, 一般以电压和电流的组合标示。除特殊说明外, 技术参数中所列的负载一般为阻性负载。
例: 样本所示 5A 230VAC / 30VDC, 指的是在阻性负载情况下触点的最大额定负载电流为 5A, 电压不超过 230 VAC 或 30 VDC。

触点材料

由于继电器被使用在不同的工业领域中, 因此有必要选择适合的材料来满足各种应用上的需求。工作电压与工作电流做为决定触点材料的适用性时, 起着重要的作用。
其他影响因素包括: 接触电阻, 耐烧损, 材料蠕变, 粘黏倾向及化学影响等。

触点材质说明

触点材料	材料特性	典型运用	参数范围
银镍合金 AgNi	为继电器触点选用之标准材料 导电与导热率良好 耐烧损性十分优异 粘黏倾向低	适用于中到高负载 直流电路或感性负载	额定电流小于 12A 一般冲击电流小于 30A
银氧化锡 AgSnO ₂	开关大电流时耐烧损特性好 于直流负载下材料抗转移性能好	适用于开关大交流负载 也适合感性负载	额定电流小于 30A 一般冲击电流小于 50A
		灯负载: 感性负载和部份容性负载	很高冲击电流, 最大 120A
银镍合金 + 硬镀金 AgNi + Au	较低的最小导通电流 导电率、导热率好 一般的抗粘连能力 不易形成氧化层	控制负载: 传感器负载	最小导通电流小于 5mA

继电器的基本知识

参考标准：UL 508, IEC 61810-1, GBT 21711.1

线圈参数说明

释放电压 (最大脱扣电压)

释放电压指当继电器去除励磁时，使继电器触点正常转换并保持在应有的指定位置，且不产生任何的动作现象。

吸合电压 (最小工作电压)

吸合电压是指继电器可以安全吸合的最小工作电压，使继电器的触点正常转换，并保持在应有的位置。

线圈阻抗及特性

线圈的阻抗可以用电阻表测得，阻值是在安规标准的 23°C 测得。误差范围为 +10%。对于交流线圈而言，由于自感应原因，线圈电流和阻值会不匹配。在 230V 时，自感应系数会达到 90H。当线圈断开时，自感应带来的感应电压会影响开关源。

保护线路说明

保护类型	示意图	适用线圈	响应时间	适用场合	参数范围
二极管保护		直流线圈	4 倍释放时间	用于阻尼在继电器释放时产生的瞬态能量 (感应断路电压)	保护等级 III (2000V) 至高至 60VDC 保护等级 IV (4000V) 61 至 250VDC
二极管 + LED		直流线圈	4 倍释放时间	用于阻尼在继电器释放时产生的瞬态能量 (感应断路电压)	保护等级 III (2000V) 至高至 60VDC 保护等级 IV (4000V) 61 至 250VDC
阻容吸收		交流线圈	-	针对交流线圈的抑制栅	保护等级 III (2000V)
整流桥		交流线圈	3 倍释放时间	针对交流线圈，使用整流桥后 可以不分交直流使用。 最高电压至 250V	保护等级 II (1000V) 至高至 24V 保护等级 III (2000V) 25 至 60V 保护等级 IV (1000V) 61 至 250V



町洋企業股份有限公司

DINKLE ENTERPRISE CO., LTD.

台湾新北市五股区五权二路19号(新北产业园区)
No.19,Wuquan 2nd Road., Wugu District,
New Taipei City 24890, Taiwan
TEL:+886-2-8069-9000 7705-6900
FAX:+886-2-2290-1702(代表号)
E-mail:service@dinkle.com
Web site:http://www.dinkle.com

町洋电气贸易(上海)有限公司

DINKLE ELECTRIC TRADING (SHANGHAI) CO., LTD.

上海市徐汇区虹桥路3号港汇中心二座3708单元
Unit 3708, 2 Grand Gateway, No. 3 Hongqiao Road,
Xuhui District, Shanghai City.
TEL:+86-21-6487-0636 6427-3157
FAX:+86-21-3356-2500
E-mail:service@dinkle.com
Web site:http://www.dinkle.com

町洋國際股份有限公司

DINKLE INTERNATIONAL CO., LTD.

台湾新北市五股区五权二路19号(新北产业园区)
No.19,Wuquan 2nd Road., Wugu District,
New Taipei City 24890, Taiwan
TEL:+886-2-8069-9000 7705-6900
FAX:+886-2-2290-1702
E-mail:service@dinkle.com
Web site:http://www.dinkle.com



官方网站



官方微信



电子样本



产品视频

微信号:Dinkle-dyjd

E-mail:Support.SH@dinkle.com.cn

Web site:http://www.dinkle.com

町洋机电(中国)有限公司

DINKLE ELECTRIC MACHINERY (CHINA) CO., LTD.

江苏省昆山市千灯镇石浦工商管理区兴浦中路388号(215343)
No.388,Xingpu Mid RD,Shipu Business Adminstrcition Estate,
Qiandeng Town,Kunshan City,Jiangsu Province,China
TEL:+86-512-5708-8588
FAX:+86-512-5708-8600
E-mail:service@dinkle.com
Web site:http://www.dinkle.com

东莞立洋电机有限公司

LI YANG ELECTRIC MACHINERY (DONGGUAN) CO., LTD.

广东省东莞市黄江镇鸡啼岗金钱岭一街2号(523757)
No.2, 1st street Jinqianlin,Jiti gang industrial park,
Huangjiang town,Dongguan City,Guangdong Province,China
TEL:+86-769-8336-4350 8336-4370
FAX:+86-769-8384-8634
E-mail:service@dinkle.com
Web site:http://www.dinkle.com

町洋美国分公司

DINKLE CORPORATION, USA

12613 Executive Drive,Suite 704,Stafford,Texas 77477
TEL:+1-832-539-4703
Toll-Free:+1-844-273-1850
FAX:+1-832-532-7226
E-mail:service@dinkle.com.
Web site:http://www.dinkle.com

町洋意大利分公司

DINKLE ITALIA BUDGET ELECTRONICS

Via Stabilini n°14,23864 Malgrate(LC),Italia
TEL:+39/03411716154
E-mail:service@dinkle.com.
Web site:http://www.dinkle.com

Dinkle remains the right of product modification and engineering change of design. The catalogue is for reference only.The final product is made according to actual engineering drawing.

本公司对产品保有修改、设变权，目录仅供参考，实际产品仍需依照工程图面为准。