

DINKLE ENTERPRISE CO., LTD.

No.19, Wuquan 2nd Road., Wugu District,
New Taipei City 248020, Taiwan
TEL:+886-2-8069-9000 7705-6900
FAX:+886-2-2290-1702
E-mail:service@dinkle.com
Web:www.dinkle.com

DINKLE INTERNATIONAL CO., LTD.

No.19, Wuquan 2nd Road., Wugu District,
New Taipei City 248020, Taiwan
TEL:+886-2-8069-9000 7705-6900
FAX:+886-2-2290-1702
E-mail:service@dinkle.com
Web:www.dinkle.com

OPTIKLE INTERNATIONAL CO., LTD.

Room 29, 1/F, Block B, Proficient Industrial Center,
No.6 Wang Kwun Road, Kowloon Bay, Kowloon,
Hong Kong
TEL:+852-2795-3840 2758-8005
FAX:+852-2753-6919
E-mail:Service.LY.Sales@dinkle.com.cn
Web:www.dinkle.com

DINKLE ELECTRIC MACHINERY (CHINA) CO., LTD.

No.388, Xingpu Mid Road, Shipu, Qiandeng Town,
Kunshan City, Jiangsu Province 215343, China
TEL:+86-512-5708-8588
FAX:+86-512-5708-8600
E-mail:Service.SH.Sales@dinkle.com.cn
Web: www.dinkle.com/kscn/

LIYANG ELECTRIC MACHINERY (DONGGUAN) CO., LTD.

No.2, Jinqianlin 1st Street, Jitigang Village, Huangjiang Town,
Dongguan City, Guangdong Province, China
TEL:+86-769-8336-4350 8336-4370
FAX:+86-769-8336-4314
E-mail:Service.LY.Sales@dinkle.com.cn
Web:www.dinkle.com/cn/



E-mail : service@dinkle.com

Web : www.dinkle.com

DINKLE CORPORATION, USA

13748 Pike Road, Missouri City, Texas, USA 77489
TEL:+1-832-539-4703
Toll-Free:+1-844-273-1850
FAX:+1-832-532-7226
E-mail:Service.US.Sales@dinkle.com
Web:www.dinkle.com/en/home

DINKLE S.R.L., ITALY

Via Stabilini n°14, 23864 Malgrate (LC), Italia
TEL:+39/0341176154
E-mail:Service.It.Sales@dinkle.com
Web:www.dinkle.com/it/

DINKLE ELECTRIC TRADING (SHANGHAI) CO., LTD.


Unit 3706, Grand Gateway Tower 2, No. 3 Hongqiao Road,
Xuhui District, Shanghai City.
TEL:+86-21-6487-0636 6487-5423
FAX:+86-21-3356-2500
E-mail:Service.SH.Sales@dinkle.com.cn
Web: www.dinkle.com/cn/

Beijing Sales Office

TEL:+86-10-5873-4338
FAX:+86-10-5873-4337
E-mail:Service.SH.Sales@dinkle.com.cn
Web: www.dinkle.com/cn/

Terminal Block

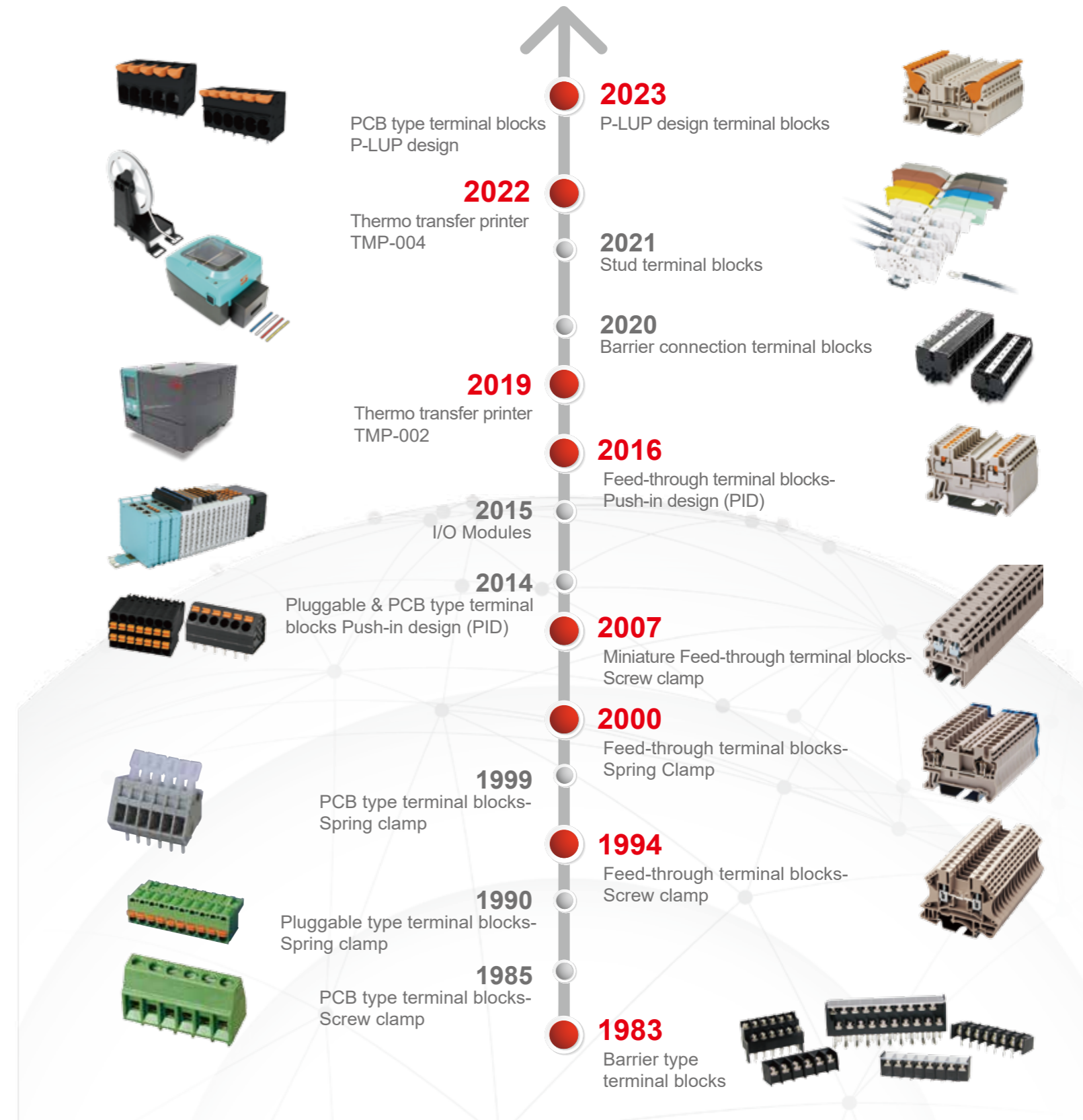
Delight Through Connections



Company Profile




Founded in 1983, Dinkle now has been a leading global manufacturer of electrical connection and components for industrial automation technology and contributes in developing and manufacturing products for electrical connectivity, electrical cabinets and communication electronics. With over 400 engineers in the R&D center, all components are manufactured in-house to ensure the outstanding product performance and quality. All production sites are granted by ISO9001 and ISO 14001 and the products are certified by safety approvals of UL, VDE, TUV, ENEC and LR.




P-LUP Design Terminal Blocks



Feed-through Terminal Blocks

DPH		
	1.5 mm ² 2.5 mm ² 6 mm ²	P.2 P.2 P.2

Feed-through Grounding Terminal Blocks

DPH..-PE		
	1.5 mm ² 2.5 mm ² 6 mm ²	P.3 P.3 P.3


Sensor / Actuator Terminal Blocks

	DPH1.5SG	P.4		
---	----------	-----	--	--


Push-in Design Terminal Blocks





Feed-through Terminal Blocks

DP..N		
	1.5 mm ² 2.5 mm ² 4 mm ² 6 mm ²	P.7 P.7 P.7 P.8


Feed-through Grounding Terminal Blocks

DP..N-PE		
	1.5 mm ² 2.5 mm ² 4 mm ² 6 mm ²	P.13 P.13 P.13 P.14


DP..		
	10 mm ² 16 mm ²	P.8 P.8


DP..-PE		
	10 mm ² 16 mm ²	P.14 P.14


Feed-through 3-Conductor Terminal Blocks

DP..N-TN		
	1.5 mm ² 2.5 mm ² 4 mm ² 6 mm ²	P.9 P.9 P.9 P.10


Feed-through 3-Conductor Grounding Terminal Blocks

DP..N-TN-PE		
	1.5 mm ² 2.5 mm ² 4 mm ² 6 mm ²	P.15 P.15 P.15 P.16


DP..-TN		
	10 mm ²	P.10

DP..-TN-PE		
	10 mm ²	P.16

Feed-through 4-Conductor Terminal Blocks

DP..N-TR		
	1.5 mm ² 2.5 mm ² 4 mm ² 6 mm ²	P.11 P.11 P.11 P.12



Feed-through 4-Conductor Grounding Terminal Blocks

DP..N-TR-PE		
	1.5 mm ² 2.5 mm ² 4 mm ² 6 mm ²	P.17 P.17 P.17 P.18



Push-in Design Terminal Blocks





Feed-through Multi-Level Terminal Blocks

DPP..N		
	1.5 mm ² 2.5 mm ² 4 mm ²	P.19 P.20 P.20
	2.5 mm ²	P.20



Multi-Level Terminal Blocks with Equipotential Bonder

DPP..N-PV		
	1.5 mm ² 2.5 mm ² 4 mm ²	P.21 P.21 P.21
	2.5 mm ²	P.22

Multi-Level Terminal Blocks with PE Foot

DPP..N-..L2PE		
	1.5 mm ² 2.5 mm ² 4 mm ²	P.23 P.23 P.23
	DP2.5N-3L-L3PE DP2.5N-3L-SPE DP4N-3L-SPE	P.24 P.24 P.24



Multi-Level Grounding Terminal Blocks

DPP..N-PE		
	1.5 mm ² 2.5 mm ² 4 mm ²	P.25 P.25 P.25
	DP2.5N-3L-PE	P.26



Bi-Level Diode Terminal Blocks

	DPP2.5N-D01 DPP2.5N-D02 DPP2.5N-D03 DPP2.5N-D04	P.27 P.28 P.28 P.28
--	--	------------------------------

Potential distribution Terminal Blocks

	DPD6-P001 DPD6-P002	P.30 P.30
	DPD10-P001 DKD10-P001 DPHD10-P001 DPD16-P001 DKD35-P001 DKD35-P002 DKD35-P003	P.31 P.31 P.31 P.32 P.32 P.32 P.32

Sensor / Actuator Terminal Blocks

	DP2.5SGQK01 DP2.5SGQK02 DP2.5SGQK03 DP2.5SGQK04 DP2.5SGQK05	P.33 P.34 P.34 P.34 P.34
	DP2.5SG DP2.5SGT DP2.5SGC-PE DP2.5SGR DP2.5SGRT DP2.5SGRC-PE 0207-01XX	P.35 P.35 P.35 P.36 P.36 P.36 P.36






Plug-in Connection Terminal Blocks

	DPES2.5QK01 DPES2.5QK02 DPES2.5QK03 DPES2.5QK04 DPES2.5QK05 DPES2.5 DPES2.5-PE DP2.5PG-XXP	P.37 P.38 P.38 P.38 P.38 P.39 P.39 P.39
---	---	--






Push-in Design Terminal Blocks





Knife and Disconnect Terminal Blocks

DP..N-T		2.5 mm ² 4 mm ²	P.41 P.43
DP..N-TP		2.5 mm ² 4 mm ²	P.41 P.43
DP..N-TG		2.5 mm ² 4 mm ²	P.41 P.43
DP..N-CP		2.5 mm ² 4 mm ²	P.42 P.44
DP..N-M-5x20		DP2.5N-M-5X20 DP2.5N-MLXX-5X20 DP4N-M-5X20 DP4N-MLXX-5X20	P.42 P.42 P.44 P.44



Bi-Level Knife and Disconnect Terminal Blocks

DPP..N-T		2.5 mm ²	P.45
DPP..N-TP		2.5 mm ²	P.45
DPP..N-TG		2.5 mm ²	P.45
DPP..N-CP		2.5 mm ²	P.46
DPP..N-M-5x20		DPP2.5N-M-5X20 DPP2.5N-MLXX-5X20	P.46 P.46


Lever-Type Fuse Disconnect Terminal Blocks

	DP4N-TF(5X20) DP4N-TFLXX(5X20) DP6N-TF-6.3X32 DP6N-TFLXX-6.3X32	P.48 P.48 P.49 P.49
	DP4N-TFH(5X20) DP4N-TFHLXX(5X20)	P.50 P.50


Fuse Disconnect Terminal Blocks

	DP4N-TFU DP4N-TFULXX DP6N-TFV DP6N-TFVLXX	P.51 P.51 P.52 P.52
	DP4N-TFU(5X20) DP4N-TFULXX(5X20)	P.52 P.52


Test Disconnect Terminal Blocks

	DPTD6N DPTL6N	P.53 P.53
---	------------------	--------------


Diode Terminal Blocks

	DPTD6N-D05 DPTD6N-D06	P.54 P.54
---	--------------------------	--------------


Feed-through Multi-Level Terminal Blocks

	DPP2.5N-L24 DPP2.5N-L110 DPP2.5N-L220	P.20 P.20 P.20
---	---	----------------------

Sensor / Actuator Terminal Blocks

	DP2.5SG-L24	P.35
---	-------------	------


Sensor / Actuator Terminal Blocks

	DP2.5SGR-L24	P.36
---	--------------	------


Push-in Design Terminal Blocks



Sensor / Actuator Terminal Blocks

	DP2.5SGT-L24	P.35
---	--------------	------


Sensor / Actuator Terminal Blocks

	DP2.5SGRT-L24	P.36
---	---------------	------


Spring Clamp Terminal Blocks




Feed-through Terminal Blocks

AK..		1.5 mm ² 2.5 mm ² 4 mm ² 6 mm ² 10 mm ² 16 mm ² 35 mm ²	P.57 P.57 P.57 P.58 P.58 P.58 P.58
------	---	--	--


Feed-through Grounding Terminal Blocks

AK..-PE		1.5 mm ² 2.5 mm ² 4 mm ² 6 mm ² 10 mm ² 16 mm ²	P.63 P.63 P.63 P.64 P.64 P.64
---------	---	--	--


Feed-through 3-Conductor Terminal Blocks

AK..-TN		1.5 mm ² 2.5 mm ² 4 mm ² 6 mm ² 10 mm ² 16 mm ²	P.59 P.59 P.59 P.60 P.60 P.60
---------	--	--	--


3-Conductor Grounding Terminal Blocks

AK..-TN-PE		1.5 mm ² 2.5 mm ² 4 mm ² 6 mm ² 10 mm ²	P.65 P.65 P.65 P.66 P.66
------------	--	--	--------------------------------------


Feed-through 4-Conductor Terminal Blocks

AK..-TR		1.5 mm ² 2.5 mm ² 4 mm ² 6 mm ²	P.61 P.61 P.61 P.62
---------	---	--	------------------------------


4-Conductor Grounding Terminal Blocks

AK..-TR-PE		1.5 mm ² 2.5 mm ² 4 mm ² 6 mm ²	P.67 P.67 P.67 P.68
------------	---	--	------------------------------

Bi-Level Terminal Blocks

	AKK1.5 AKK2.5 AKK4 AKK2.5-PV AKK2.5-PE	P.69 P.70 P.70 P.70 P.70
---	--	--------------------------------------






Bi-Level Diode Terminal Blocks

	AKK2.5-D01 AKK2.5-D02 AKK2.5-D03 AKK2.5-D04	P.71 P.72 P.72 P.72
---	--	------------------------------

Spring Clamp Terminal Blocks







Knife and Disconnect Terminal Blocks

AK..-T		
	2.5 mm ² 4 mm ²	P.74 P.76
AK..-TP		
	2.5 mm ² 4 mm ²	P.74 P.76
AK..-TG		
	2.5 mm ² 4 mm ²	P.74 P.76
AK..-CP		
	2.5 mm ² 4 mm ²	P.75 P.77
AK..-M-5x20		
	AK2.5-M-5X20 AK2.5-MLXX-5X20 AK4-M-5X20 AK4-MLXX-5X20	P.75 P.75 P.77 P.77



3-Conductor Knife and Disconnect Terminal Blocks

AK..-TN-T		
	2.5 mm ²	P.78
AK..-TN-TP		
	2.5 mm ²	P.78
AK..-TN-TG		
	2.5 mm ²	P.78
AK..-TN-CP		
	2.5 mm ²	P.79
AK..-TN-M-5x20		
	AK2.5TN-M-5X20 AK2.5TN-MLXX-5X20	P.79 P.79

4-Conductor Knife and Disconnect Terminal Blocks

AK..-TR-T		
	2.5 mm ²	P.80
AK..-TR-TG		
	2.5 mm ²	P.80
AK..-TR-TP		
	2.5 mm ²	P.80
AK..-TR-M-5x20		
	AK2.5TR-M-5X20 AK2.5TR-MLXX-5X20	P.81 P.81




Fuse Disconnect Terminal Blocks

AK..-TR-CP		
	2.5 mm ²	P.81
AK4-TF..		
	AK4-TF(5X20) AK4-TFLXX(5X20)	P.82 P.82



Screw Connection Terminal Blocks




Feed-through Terminal Blocks

DK..N		
	2.5 mm ² 4 mm ² 6 mm ² 10 mm ² 16 mm ² 35 mm ²	P.85 P.85 P.85 P.86 P.86 P.86
DK..H		
	16 mm ² 35 mm ²	P.87 P.87
DK..		
	50 mm ² 95 mm ² 150 mm ² 240 mm ²	P.88 P.88 P.88 P.88


Feed-through Grounding Terminal Blocks

DK..N-PE		
	2.5 mm ² 4 mm ² 6 mm ² 10 mm ² 16 mm ²	P.91 P.91 P.91 P.92 P.92
DK..-PE		
	2.5 mm ² 4 mm ² 10 mm ² 16 mm ² 35 mm ² 50 mm ² 95 mm ²	P.93 P.94 P.94 P.94 P.92 P.93 P.93



Feed-through 3-Conductor Terminal Blocks

DK..N-TN		
	2.5 mm ² 4 mm ² 6 mm ² 10 mm ²	P.89 P.89 P.89 P.90



Feed-through 4-Conductor Terminal Blocks

DK..N-TR		
	2.5 mm ² 4 mm ²	P.90 P.90


Multi-Level Terminal Blocks

DKK..N		
	2.5 mm ² 4 mm ²	P.95 P.96
DKK..N-PV		
	2.5 mm ² 4 mm ²	P.96 P.96

Multi-Level Grounding Terminal Blocks

DKK..N-L2PE		
	2.5 mm ² 4 mm ²	P.97 P.97
DKK..N-PE		
	2.5 mm ² 4 mm ²	P.98 P.98


Bi-Level Diode Terminal Blocks

	DKK2.5N-D01 DKK2.5N-D02 DKK2.5N-D03 DKK2.5N-D04	P.99 P.100 P.100 P.100
---	--	---------------------------------

Sensor / Actuator Terminal Blocks

	DK1.5SG DK1.5SGF DK1.5SGF-PE DK1.5SG-L24	P.102 P.102 P.102 P.102
---	---	----------------------------------

Plug-in Connection Terminal Blocks

	DKES1.5 DKES1.5-XXP DKES1.5M-XXP	P.103 P.103 P.103
---	--	-------------------------






Screw Connection Terminal Blocks



Knife and Disconnect Terminal Blocks

DK..N-T		
	2.5 mm ² 4 mm ²	P.105 P.107
DK..N-TP		
	2.5 mm ² 4 mm ²	P.105 P.107
DK..N-TG		
	2.5 mm ² 4 mm ²	P.105 P.107
DK..N-CP		
	2.5 mm ² 4 mm ²	P.106 P.108
DK..N-M-5x20		
	DK2.5N-M-5X20 DK2.5N-MLXX-5X20 DK4N-M-5X20 DK4N-MLXX-5X20	P.106 P.106 P.108 P.108

Bi-Level Knife and Disconnect Terminal Blocks

DKK..N-T		
	2.5 mm ² 4 mm ²	P.109 P.111
DKK..N-TP		
	2.5 mm ² 4 mm ²	P.109 P.111
DKK..N-TG		
	2.5 mm ² 4 mm ²	P.109 P.111
DKK..N-CP		
	2.5 mm ² 4 mm ²	P.110 P.112
DKK..N-M-5x20		
	DKK2.5N-M-5X20 DKK2.5N-MLXX-5X20 DKK4N-M-5X20 DKK4N-MLXX-5X20	P.110 P.110 P.112 P.112


Knife and Disconnect Terminal Blocks

DK..NS-T		
	4 mm ²	P.113
DK..NS-CP		
	4 mm ²	P.114
DK..NS-M-5x20		
	DK4NS-M-5X20 DK4NS-MLXX-5X20	P.114 P.114


Knife and Disconnect Terminal Blocks

DK..NS-TG		
	4 mm ²	P.113
DK..NS-TP		
	4 mm ²	P.113

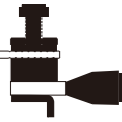
Lever-Type Fuse Disconnect Terminal Blocks

	DK4N-TF(5X20) DK4N-TFLXX(5X20) DKK4N-TF(5X20) DKK4N-TFLXX(5X20)	P.116 P.116 P.116 P.116
	DK4NS-TF(5X20) DK4NS-TFLXX(5X20)	P.115 P.115


Fuse Disconnect Terminal Blocks

	DK10-TF(5X20) DK10-TFA(5X20)	P.117 P.117
---	---------------------------------	----------------


Screw Connection Terminal Blocks



Test Disconnect Terminal Blocks

	DKTD6N	P.118
---	--------	-------


Miniature Feed-through Terminal Blocks

DK..S		
	2.5 mm ² 4 mm ² 6 mm ²	P.119 P.119 P.119


Stud Terminal Blocks




Bolt Connection Terminal Blocks (1500V)

DKM..		
	25 mm ² 35 mm ² 50 mm ² 70 mm ² 95 mm ² 120 mm ² 150 mm ² 185 mm ² 240 mm ²	P.123 P.123 P.123 P.124 P.124 P.124 P.125 P.125 P.125

Quick Wiring Terminal Blocks (1500V)

DKM..-U		
	25 mm ² 35 mm ² 50 mm ² 70 mm ² 95 mm ² 120 mm ² 150 mm ² 185 mm ² 240 mm ²	P.127 P.127 P.127 P.128 P.128 P.128 P.129 P.129 P.129


Single-Bolt Connection Terminal Blocks (1000V)

DKM..		
	5 (16 mm ²) 6 (35 mm ²) 8 (50 mm ²) 10 (120 mm ²) 12 (120 mm ²)	P.130 P.130 P.130 P.131 P.131


Barrier Connection Terminal Blocks




Quick Wiring Terminal Blocks

DKU..		
	15 (1.5 mm ²) 20 (2.5 mm ²) 30 (4 mm ²) 40 (6 mm ²) 60 (16 mm ²)	P.135 P.135 P.136 P.136 P.136


Screw Connection Terminal Blocks

DKB..N		
	15 (1.5 mm ²) 20 (2.5 mm ²) 30 (4 mm ²) 40 (6 mm ²) 60 (16 mm ²)	P.137 P.137 P.138 P.138 P.138


DKUU..

	20 (2.5 mm ²)	P.135
---	---------------------------	-------

DKB


	80 (25 mm ²) 100 (50 mm ²) 150 (70 mm ²) 200 (95 mm ²) 300 (240 mm ²) 500 (300 mm ²)	P.139 P.139 P.139 P.140 P.140 P.140
---	---	--

DKBB..


	10 (2.5 mm ²)	P.137
---	---------------------------	-------

Busbar Clamps

Busbar Clamps

DKZ..		
	6 mm ²	P.142
	16 mm ²	P.142
	35 mm ²	P.142
	70 mm ²	P.142~P.143
	120 mm ²	P.143

Busbar Holders



DSH..		
	DSH1	P.143
	DSH2	P.143
	DSHG	P.143

Wire-to-Wire Connectors


Push-in Design Connectors

	0126-11XX	P.146
	0229-M5XXY 0161-12XXQK01	P.147 P.147

Screw Design Connectors

	ECSH381VM-XXPQK01	P.148
	ECSH116VM-XXPQK01	P.148
	2ESDHM-XXPQK01	P.148
	3ESDHM-XXPQK01	P.148

DIN Rail Connectors




	2EHDRD 2EHDRDM	P.149 P.149
---	-------------------	----------------

Panel Installation Terminal Blocks

Quick Wiring Terminal Blocks


	DKUP..-XXPK	
	15 (1.5 mm ²)	P.153
	20 (2.5 mm ²)	P.153
	30 (4 mm ²)	P.154
	40 (6 mm ²)	P.154
	60 (16 mm ²)	P.154
	DKUUP..-XXPK	
	20 (2.5 mm ²)	P.153

Screw Connection Terminal Blocks


	DKB..-N-XXPCK	
	15 (1.5 mm ²)	P.155
	20 (2.5 mm ²)	P.155
	30 (4 mm ²)	P.156
	40 (6 mm ²)	P.156
	60 (16 mm ²)	P.156
	DKB..-XXPCK	
	80 (25 mm ²)	P.157
	100 (50 mm ²)	P.157
	150 (70 mm ²)	P.157
	200 (95 mm ²)	P.158
	300 (240 mm ²)	P.158
	500 (300 mm ²)	P.158
	DKBB..-XXPCK	
	10 (2.5 mm ²)	P.155
	DKBH...-XXXPCK	
	285 (150mm ²)	P.159
	420 (300mm ²)	P.159

Spring Connection Panel Type Terminal Blocks

Feed-through Single Wire Connection


PM..WN-XXP		
	2.5 mm ²	P.162

Feed-through Double Wire Connection


PMM..WN-XXP		
	2.5 mm ²	P.162

Screw Connection Panel Type Terminal Blocks

Feed-through Terminal Blocks

PM..N-XXP		
	2.5 mm ²	P.163
	4 mm ²	P.163
	6 mm ²	P.163

Feed-through High-Voltage Terminal Blocks

PM..H-XXP		
	4 mm ²	P.164
	6 mm ²	P.164
	10 mm ²	P.164
	16 mm ²	P.164

Accessories

End Bracket	P.166	Fuse	P.173		
Marking Block	P.167	DIN Rail Cap	P.174		
Separating Disk	P.167	DIN Rail & DIN Rail Cutter	P.174~P.175		
Partition Plate	P.168	Marking System	P.177~P.183		
Reducing Bridge	P.169	Hands Tools	P.185		
Screw-on Bridge	P.170	Ferrules	P.186~P.188		
Cross Connection System	P.170~P.171				
Insertion Bridge	P.171~P.172				

Dinkle remains the right of product modification and engineering change of design. The catalogue is for reference only. The final product is made according to actual engineering drawing.

弊社標準品に関しては、修正や設計変更等が行われるため、カタログは参考であり、詳細仕様は図面を基準とする。本公司对产品保有修改、设变权，目录仅供参考，实际产品仍需依照工程图面为准。


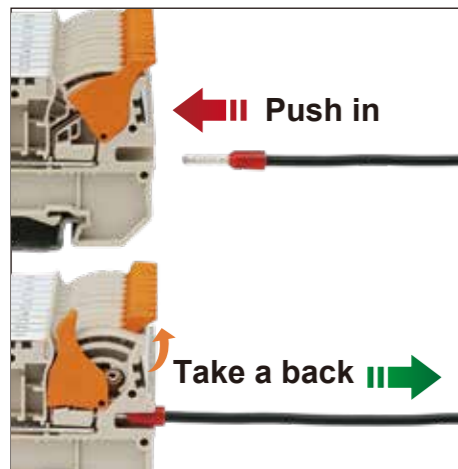


Feed-through Terminal Blocks

P-LUP Design Terminal



- Perfect operating experience
The lever up type product is ergonomically designed for simple and time-saving operation and quick wiring, providing a high reliability connection and ensuring the overall efficient operation of the system.
- Tool-free & push-in(PID) connection
The lever up type push-in design connection can easily insert the solid wire or the ferruled stranded wire without any tool to save wiring time, and easy to release the conductors by the lever-up lever without tool free.
- Excellent contact stability
Push-in connection technology makes the conductors of solid wires and ferruled wires can be easily inserted into the clamp. Lever up type design ensures reliable contact and long-term stability of inserted conductors.



Tool-free & push in(PID) connection

Perfect operating experience


lateral conductor feed-ins

P-LUP

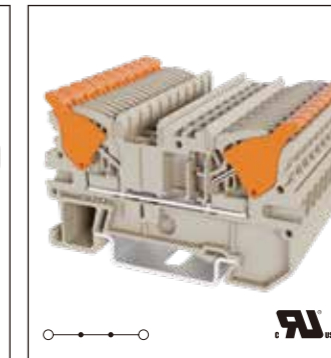


The P-LUP, DPH.. series adopts lever-type push-in design connection, can easily insert the solid wire or the ferruled stranded wire without any tool to save wiring time, and easy to release the conductors by the lever-up lever without tool free.


DPH



DPH1.5		
Rated Data	UL	IEC
Rated Voltage (V)	300	500
Rated Current (A)	15	17.5
Rated impulse voltage	6KV	
Wire range (AWG/mm ²)	26~14	0.14~1.5
Connection Capacity		
Max. Solid (mm ²)	1.5	
Max. Stranded (mm ²)	1.5	
General Data		
Stripping length (mm)	8	
Insulation material	PA	
T / W (mm)	3.5 / 55.5	
H / H on TS-35 (mm)	32.7 / 34.2	
Package	100	



DPH2.5		
Rated Data	UL	IEC
Rated Voltage (V)	600	800
Rated Current (A)	20	24
Rated impulse voltage	8KV	
Wire range (AWG/mm ²)	26~12	0.14~2.5
Connection Capacity		
Max. Solid (mm ²)	4	
Max. Stranded (mm ²)	2.5	
General Data		
Stripping length (mm)	10~11	
Insulation material	PA	
T / W (mm)	5.1 / 61	
H / H on TS-35 (mm)	37.4 / 38.9	
Package	100	



DPH6		
Rated Data	UL	IEC
Rated Voltage (V)	600	1000
Rated Current (A)	42	41
Rated impulse voltage	8KV	
Wire range (AWG/mm ²)	20~8	0.5~6
Connection Capacity		
Max. Solid (mm ²)	10	
Max. Stranded (mm ²)	6	
General Data		
Stripping length (mm)	16~17	
Insulation material	PA	
T / W (mm)	8 / 70	
H / H on TS-35 (mm)	42 / 43.5	
Package	50	

Color	Part number	Package
■	DPH1.5-RD	100
■	DPH1.5-BL	100
Part number	Package	
DPH1.5C	50	
AKSPS-001	50	
DSD03-1.502	50	
DSD03-1.503	50	
DSD03-1.504	10	
DSD03-1.505	10	
DSD03-1.510	10	
DSD06-2.5500T	1	
0208-T001		
0208-E001		
MKG-001 / MKG-002	200	
TM46W / TM41W	10	
TM-R200 / TM-R100	10	
TS-35	20	
TS-35/15	10	
Page 186~187		

Color	Part number	Package
■	DPH2.5-RD	100
■	DPH2.5-BL	100
Part number	Package	
DPH2.5C	50	
AKSPS-001	50	
DSD01-2.502N	50	
DSD01-2.503N	50	
DSD01-2.504N	50	
DSD01-2.505N	10	
DSD01-2.510N	10	
DSD01-2.520N	10	
DSD06-2.5500T	1	
0208-T001		
0208-E001		
MKG-003 / MKG-004	200	
TM47W / TM42W	10	
TM-R200 / TM-R100	10	
TS-35	20	
TS-35/15	10	
Page 186~187		

Color	Part number	Package
■	DPH6-RD	50
■	DPH6-BL	50
Part number	Package	
DPH6C	50	
AKSPS-002	50	
DSD01-602N	50	
DSD01-603N	50	
DSD01-604N	50	
DSD01-605N	10	
DSD01-610N	10	
0208-T003		
0208-E003		
TM49W / TM44W	10	
TM-R200 / TM-R100	10	
TS-35	20	
TS-35/15	10	
Page 186~187		

Accessories

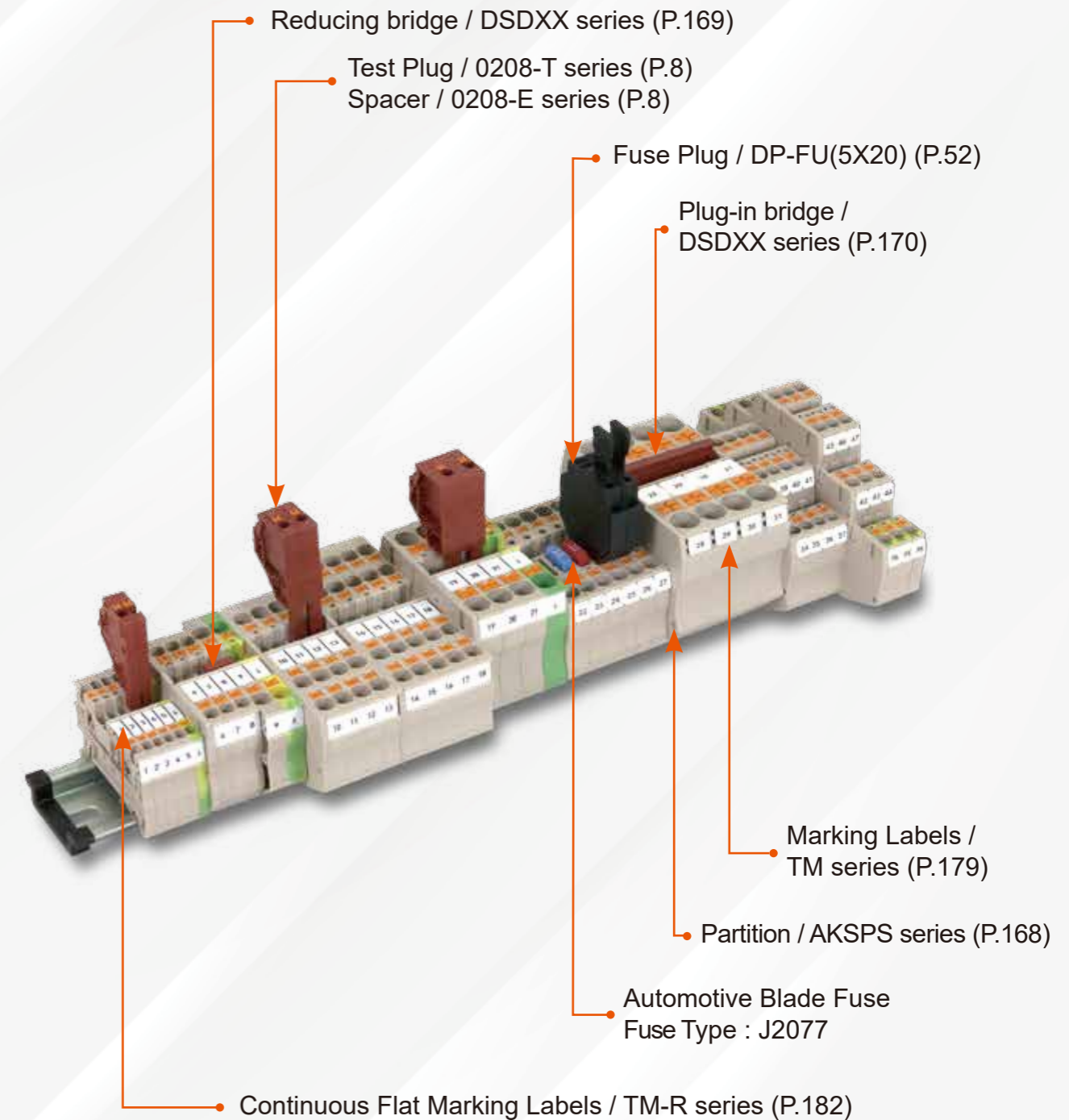
End cover	
Partition plate	
Plug-in bridge	
2	
3	
4	
5	
10	
20	
Plug-in bridge 500	
Test plug	
Spacer	
Marking block	
Marking label (Center / Outer)	
Continuous flat marking label (Center / Outer)	
DIN rail	
Ferrule	

* Using DSD06-2.5500T Plug-in bridge, the rated current will drop to 17.5A

Push-In Design Terminal



- Push-In Design (PID) is a very popular wiring mechanism. This is accomplished with S-cage, a design that combines the concept of spring and wire cage for an efficient and reliable connection.
- The main characteristic of PID can be inserted by solid wires and stranded wires with ferrules easily without tools. The spring offers a high clamping force on the conductor, which provides a stable conductivity through every wired component.
- PID terminal blocks have the same reliable connection like the conventional screw type, but with a more efficient installation method, that results in time and labor cost saving during field wiring.
- Dinkle's PID product series is definitely worthy of your trust and application.



Feed-through Terminal Blocks



PID




PID series is suitable for applications with limited space. PID structure allows quick wire connection without tools. Solid wires and stranded wires with ferrules can be inserted directly, providing convenient wiring solution and saving labor time.

DP..


Accessories

End cover	
Partition plate	
Plug-in bridge	
2	
3	
4	
5	
10	
20	
Reducing bridge	
Plug-in bridge 500	
Test plug	
Spacer	
Marking block	
Marking label (Center / Outer)	
Continuous flat marking label (Center / Outer)	
DIN rail	
Tool (mm)	
Ferrule	




DP1.5N		
Rated Data	UL	IEC
Rated Voltage (V)	300	500
Rated Current (A)	15	17.5
Rated impulse voltage	6KV	
Wire range (AWG/mm ²)	26~14	0.14~1.5
Connection Capacity		
Max. Solid (mm ²)	1.5	
Max. Stranded (mm ²)	1.5	
General Data		
Stripping length (mm)	8	
Insulation material	PA	
T / W (mm)	3.5 / 46.6	
H / H on TS-35 (mm)	30.6 / 32.1	
Package	100	

Color	Part number	Package
■	DP1.5N-RD	100
■	DP1.5N-BL	100
■	DP1.5N-WPE	100
Part number	Package	
DP1.5C	50	
AKSPS-001	50	
DSD03-1.502	50	
DSD03-1.503	50	
DSD03-1.504	50	
DSD03-1.505	10	
DSD03-1.510	10	
DSD03-1.520	10	
DSD03-1.5/2.5	50	
DSD03-1.5/4	50	
DSD03-2.5/6	50	
DSD03-2.5/10	50	
DSD03-2.5/16	50	
DSD06-2.5500T	1	
0208-T004		
0208-E004		
MKG-001 / MKG-002	200	
TM46W / TM41W	10	
TM-R200 / TM-R100	10	
TS-35	20	
TS-35/15	10	
0.4 x 2.5 DNT11-0102		
Page 186~187		



DP2.5N		
Rated Data	UL	IEC
Rated Voltage (V)	600	800
Rated Current (A)	20	24
Rated impulse voltage	8KV	
Wire range (AWG/mm ²)	26~12	0.14~2.5
Connection Capacity		
Max. Solid (mm ²)	4	
Max. Stranded (mm ²)	2.5	
General Data		
Stripping length (mm)	10	
Insulation material	PA	
T / W (mm)	5.1 / 49	
H / H on TS-35 (mm)	35 / 36.5	
Package	100	

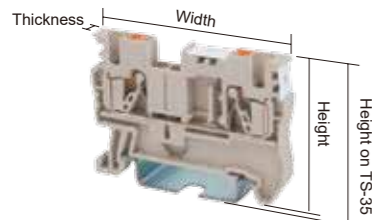
Color	Part number	Package
■	DP2.5N-RD	100
■	DP2.5N-BL	100
■	DP2.5N-WPE	100
Part number	Package	
DP2.5C	50	
DP2.5CA	50	
AKSPS-001	50	
DSD01-2.502N	50	
DSD01-2.503N	50	
DSD01-2.504N	50	
DSD01-2.505N	10	
DSD01-2.510N	10	
DSD01-2.520N	10	
DSD03-1.5/4	50	
DSD03-2.5/4	50	
DSD03-4/6	50	
DSD03-4/10	50	
DSD03-4/16	50	
DSD06-2.5500T	1	
0208-T001		
0208-E001		
MKG-003 / MKG-004	200	
TM47W / TM42W	10	
TM-R200 / TM-R100	10	
TS-35	20	
TS-35/15	10	
0.6 x 3.5 DNT11-0107		
Page 186~187		




DP4N		
Rated Data	UL	IEC
Rated Voltage (V)	600	800
Rated Current (A)	30	32
Rated impulse voltage	8KV	
Wire range (AWG/mm ²)	24~10	0.2~4
Connection Capacity		
Max. Solid (mm ²)	6	
Max. Stranded (mm ²)	4	
General Data		
Stripping length (mm)	12	
Insulation material	PA	
T / W (mm)	6.1 / 57	
H / H on TS-35 (mm)	35 / 36.5	
Package	100	

Color	Part number	Package
■	DP4N-RD	100
■	DP4N-BL	100
■	DP4N-WPE	100
Part number	Package	
DP4C	50	
DP4CA	50	
AKSPS-001	50	
DSD01-402N	50	
DSD01-403N	50	
DSD01-404N	50	
DSD01-405N	10	
DSD01-410N	10	
DSD01-420N	10	
DSD03-1.5/4	50	
DSD03-2.5/4	50	
DSD03-4/6	50	
DSD03-4/10	50	
DSD03-4/16	50	
0208-T002		
0208-E002		
MKG-003 / MKG-004	200	
TM48W / TM43W	10	
TM-R200 / TM-R100	10	
TS-35	20	
TS-35/15	10	
0.8 x 4 DNT11-0109		
Page 186~187		

* Using DSD06-2.5500T Plug-in bridge, the rated current will drop to 17.5A




Feed-through Terminal Blocks




DP6N		
Rated Data	UL	IEC
Rated Voltage (V)	600	1000
Rated Current (A)	40	41
Rated impulse voltage	8KV	
Wire range (AWG/mm ²)	20~8	0.5~6
Connection Capacity		
Max. Solid (mm ²)	10	
Max. Stranded (mm ²)	6	
General Data		
Stripping length (mm)	12	
Insulation material	PA	
T / W (mm)	8 / 57.8	
H / H on TS-35 (mm)	42 / 43.5	
Package	50	

Color	Part number	Package
■	DP6N-RD	50
■	DP6N-BL	50
■	DP6N-WPE	50
Part number	Package	
DP6C	50	
DP6CA	50	
AKSPS-002	50	
DSD01-602N	50	
DSD01-603N	50	
DSD01-604N	50	
DSD01-605N	10	
DSD01-610N	10	
DSD03-2.5/6	50	
DSD03-4/6	50	
DSD03-6/16	50	
0208-T003		
0208-E003		
TM49W / TM44W	10	
TM-R200 / TM-R100	10	
TS-35	20	
TS-35/15	10	
0.8 x 4 DNT11-0109		
Page 186~187		



DP10		
Rated Data	UL	IEC
Rated Voltage (V)	600	1000
Rated Current (A)	60	57
Rated impulse voltage	8KV	
Wire range (AWG/mm ²)	20~6	0.5~10
Connection Capacity		
Max. Solid (mm ²)	16	
Max. Stranded (mm ²)	10	
General Data		
Stripping length (mm)	18	
Insulation material	PA	
T / W (mm)	10 / 69	
H / H on TS-35 (mm)	49.3 / 50.1	
Package	50	

Color	Part number	Package
■	DP10-RD	50
■	DP10-BL	50
■	DP10-WPE	50
Part number	Package	
DP10C	50	
DP10CA	50	
DSD01-1002N	50	
DSD01-1003N	50	
DSD01-1004N	50	
DSD01-1005N	10	
DSD03-2.5/10	50	
DSD03-4/10	50	
1.0 x 5.5 DNT11-0111		
Page 186~187		



DP16		
Rated Data	UL	IEC
Rated Voltage (V)	600	1000
Rated Current (A)	82	76
Rated impulse voltage	8KV	
Wire range (AWG/mm ²)	20~4	0.5~16
Connection Capacity		
Max. Solid (mm ²)	25	
Max. Stranded (mm ²)	16	
General Data		
Stripping length (mm)	18	
Insulation material	PA	
T / W (mm)	12 / 76.5	
H / H on TS-35 (mm)	53.1 / 54.3	
Package	50	

Color	Part number	Package
■	DP16-RD	50
■	DP16-BL	50
Part number	Package	
DP16C	50	
DP16CA	50	
DSD01-1602N	50	
DSD03-2.5/16	50	
DSD03-4/16	50	
DSD03-6/16	50	
1.0 x 5.5 DNT11-0111		
Page 186~187		

Test Plug




Part Number	Package
0208-T001	50
0208-T002	50
0208-T003	50
0208-T004	50

Spacer




Part Number	Package
0208-E001	50
0208-E002	50
0208-E003	50
0208-E004	50



The test plug can be extended by spacer with probe diameter at 2.3mm which can contact the terminal block tightly and achieve any complicate test tasks.

Push-In Design

Feed-through 3-Conductor Terminal Blocks






















The PID, DP..N-TN series is a 3 port terminal block. PID structure allows quick wire connection without tools. Solid wires and stranded wires with ferrules can be inserted directly, providing convenient wiring solution and saving labor time.

With plug-in bridge, DP..N-TN can connect two or more terminal blocks in parallel. Marking labels are compatible for clear identification.

DP..-TN


Accessories

- End cover 
- Partition plate 
- Plug-in bridge
 - 2 
 - 3 
 - 4 
 - 5 
 - 10 
 - 20 
- Reducing bridge 
- Plug-in bridge 500 
- Test plug 
- Spacer 
- Marking block 
- Marking label (Center / Outer) 
- Continuous flat marking label (Center / Outer) 
- DIN rail 
- Tool (mm) 
- Ferrule 




DP1.5N-TN		
Rated Data	UL	IEC
Rated Voltage (V)	300	500
Rated Current (A)	15	17.5
Rated impulse voltage	6KV	
Wire range (AWG/mm ²)	26~14	0.14~1.5
Connection Capacity		
Max. Solid (mm ²)	1.5	
Max. Stranded (mm ²)	1.5	
General Data		
Stripping length (mm)	8	
Insulation material	PA	
T / W (mm)	3.5 / 58	
H / H on TS-35 (mm)	30.6 / 32.1	
Package	100	

Color	Part number	Package
■	DP1.5N-TN-RD	100
■	DP1.5N-TN-BL	100
Part number Package		
	DP1.5C-TN	50
	AKSPS-003	50
	DSD03-1.502	50
	DSD03-1.503	50
	DSD03-1.504	50
	DSD03-1.505	10
	DSD03-1.510	10
	DSD03-1.520	10
	DSD03-1.5/2.5	50
	DSD03-1.5/4	50
	DSD06-2.5500T	1
	0208-T004	
	0208-E004	
	MKG-001 / MKG-002	200
	TM46W / TM41W	10
	TM-R200 / TM-R100	10
	TS-35	20
	TS-35/15	10
	0.4 x 2.5 DNT11-0102	
	Page 186~187	



DP2.5N-TN		
Rated Data	UL	IEC
Rated Voltage (V)	600	800
Rated Current (A)	20	24
Rated impulse voltage	8KV	
Wire range (AWG/mm ²)	26~12	0.14~2.5
Connection Capacity		
Max. Solid (mm ²)	4	
Max. Stranded (mm ²)	2.5	
General Data		
Stripping length (mm)	10	
Insulation material	PA	
T / W (mm)	5.1 / 60.8	
H / H on TS-35 (mm)	35 / 36.5	
Package	100	

Color	Part number	Package
■	DP2.5N-TN-RD	100
■	DP2.5N-TN-BL	100
Part number Package		
	DP2.5C-TN	50
	DP2.5CA-TN	50
	AKSPS-003	50
	DSD01-2.502N	50
	DSD01-2.503N	50
	DSD01-2.504N	50
	DSD01-2.505N	10
	DSD01-2.510N	10
	DSD01-2.520N	10
	DSD03-1.5/2.5	50
	DSD03-2.5/4	50
	DSD03-2.5/6	50
	DSD03-2.5/10	50
	DSD03-2.5/16	50
	DSD06-2.5500T	1
	0208-T001	
	0208-E001	
	MKG-003 / MKG-004	200
	TM47W / TM42W	10
	TM-R200 / TM-R100	10
	TS-35	20
	TS-35/15	10
	0.6 x 3.5 DNT11-0107	
	Page 186~187	




DP4N-TN		
Rated Data	UL	IEC
Rated Voltage (V)	600	800
Rated Current (A)	30	32
Rated impulse voltage	8KV	
Wire range (AWG/mm ²)	24~10	0.2~4
Connection Capacity		
Max. Solid (mm ²)	6	
Max. Stranded (mm ²)	4	
General Data		
Stripping length (mm)	12	
Insulation material	PA	
T / W (mm)	6.1 / 67.3	
H / H on TS-35 (mm)	35 / 36.5	
Package	50	

Color	Part number	Package
■	DP4N-TN-RD	50
■	DP4N-TN-BL	50
Part number Package		
	DP4C-TN	50
	DP4CA-TN	50
	AKSPS-003	50
	DSD01-402N	50
	DSD01-403N	50
	DSD01-404N	50
	DSD01-405N	10
	DSD01-410N	10
	DSD01-420N	10
	DSD03-1.5/4	50
	DSD03-2.5/4	50
	DSD03-4/6	50
	DSD03-4/10	50
	DSD03-4/16	50
	0208-T002	
	0208-E002	
	MKG-003 / MKG-004	200
	TM48W / TM43W	10
	TM-R200 / TM-R100	10
	TS-35	20
	TS-35/15	10
	0.8 x 4 DNT11-0109	
	Page 186~187	


* Using DSD06-2.5500T Plug-in bridge, the rated current will drop to 17.5A

Feed-through 3-Conductor Terminal Blocks



DP6N-TN		
Rated Data	UL	IEC
Rated Voltage (V)	600	1000
Rated Current (A)	40	41
Rated impulse voltage	8KV	
Wire range (AWG/mm ²)	20~8	0.5~6
Connection Capacity		
Max. Solid (mm ²)	10	
Max. Stranded (mm ²)	6	
General Data		
Stripping length (mm)	12	
Insulation material	PA	
T / W (mm)	8 / 74.6	
H / H on TS-35 (mm)	42 / 43.5	
Package	50	

Color	Part number	Package
■	DP6N-TN-RD	50
■	DP6N-TN-BL	50
Part number Package		
	DP6C-TN	50
	DP6CA-TN	50
	AKSPS-003	50
	DSD01-602N	50
	DSD01-603N	50
	DSD01-604N	50
	DSD01-605N	10
	DSD01-610N	10
	DSD03-2.5/6	50
	DSD03-4/6	50
	DSD03-6/16	50
	0208-T003	
	0208-E003	
	TM49W / TM44W	10
	TM-R200 / TM-R100	10
	TS-35	20
	TS-35/15	10
	0.8 x 4 DNT11-0109	
	Page 186~187	



DP10-TN		
Rated Data	UL	IEC
Rated Voltage (V)	600	1000
Rated Current (A)	60	57
Rated impulse voltage	8KV	
Wire range (AWG/mm ²)	20~6	0.5~10
Connection Capacity		
Max. Solid (mm ²)	16	
Max. Stranded (mm ²)	10	
General Data		
Stripping length (mm)	18	
Insulation material	PA	
T / W (mm)	10 / 90.5	
H / H on TS-35 (mm)	49.3 / 50.1	
Package	50	

Color	Part number	Package
■	DP10-TN-RD	50
■	DP10-TN-BL	50
Part number Package		
	DP10C-TN	50
	DP10CA-TN	50
	DSD01-1002N	50
	DSD01-1003N	50
	DSD01-1004N	50
	DSD01-1005N	10
	DSD03-2.5/10	50
	DSD03-4/10	50
	0208-T004	
	0208-E004	
	TM50W / TM45W	10
	TM-R200 / TM-R100	10
	TS-35	20
	TS-35/15	10
	1.0 x 5.5 DNT11-0111	
	Page 186~187	

Push-In Design

Feed-through 4-Conductor Terminal Blocks



PID




The PID, DP...N-TR series is a 4 port terminal block. This compact design is suitable for flexible connection in power distribution.

PID structure allows quick wire connection without tools. Solid wires and stranded wires with ferrules can be inserted directly, providing convenient wiring solution and saving labor time.


With plug-in bridge, DP...N-TR can connect two or more terminal blocks in parallel. Marking labels are compatible for clear identification.

DP..N-TR




DP1.5N-TR		
Rated Data	UL	IEC
Rated Voltage (V)	300	500
Rated Current (A)	15	17.5
Rated impulse voltage	6KV	
Wire range (AWG/mm ²)	26~14	0.14~1.5
Connection Capacity		
Max. Solid (mm ²)	1.5	
Max. Stranded (mm ²)	1.5	
General Data		
Stripping length (mm)	8	
Insulation material	PA	
T / W (mm)	3.5 / 69.5	
H / H on TS-35 (mm)	30.6 / 32.1	
Package	50	

Color	Part number	Package
■	DP1.5N-TR-RD	50
■	DP1.5N-TR- BL	50
Part number	Package	
DP1.5C-TR	50	
AKSPS-004	50	
DSD03-1.502	50	
DSD03-1.503	50	
DSD03-1.504	50	
DSD03-1.505	10	
DSD03-1.510	10	
DSD03-1.520	10	
DSD03-1.5/2.5	50	
DSD03-1.5/4	50	
0208-T004		
0208-E004		
MKG-001 / MKG-002	200	
TM46W / TM41W	10	
TM-R200 / TM-R100	10	
TS-35	20	
TS-35/15	10	
0.4 x 2.5 DNT11-0102		
Page 186~187		



DP2.5N-TR		
Rated Data	UL	IEC
Rated Voltage (V)	600	800
Rated Current (A)	20	24
Rated impulse voltage	8KV	
Wire range (AWG/mm ²)	26~12	0.14~2.5
Connection Capacity		
Max. Solid (mm ²)	4	
Max. Stranded (mm ²)	2.5	
General Data		
Stripping length (mm)	10	
Insulation material	PA	
T / W (mm)	5.1 / 72.6	
H / H on TS-35 (mm)	35 / 36.5	
Package	50	

Color	Part number	Package
■	DP2.5N-TR-RD	50
■	DP2.5N-TR-BL	50
Part number	Package	
DP2.5C-TR	50	
DP2.5CA-TR	50	
AKSPS-004	50	
DSD01-2.502N	50	
DSD01-2.503N	50	
DSD01-2.504N	50	
DSD01-2.505N	10	
DSD01-2.510N	10	
DSD01-2.520N	10	
DSD03-1.5/2.5	50	
DSD03-2.5/4	50	
DSD03-2.5/6	50	
DSD03-2.5/10	50	
DSD03-2.5/16	50	
DSD06-2.5500T	1	
0208-T001		
0208-E001		
MKG-003 / MKG-004	200	
TM47W / TM42W	10	
TM-R200 / TM-R100	10	
TS-35	20	
TS-35/15	10	
0.6 x 3.5 DNT11-0107		
Page 186~187		




DP4N-TR		
Rated Data	UL	IEC
Rated Voltage (V)	600	800
Rated Current (A)	30	32
Rated impulse voltage	8KV	
Wire range (AWG/mm ²)	24~10	0.2~4
Connection Capacity		
Max. Solid (mm ²)	6	
Max. Stranded (mm ²)	4	
General Data		
Stripping length (mm)	12	
Insulation material	PA	
T / W (mm)	6.1 / 80.4	
H / H on TS-35 (mm)	35 / 36.5	
Package	50	

Color	Part number	Package
■	DP4N-TR-RD	50
■	DP4N-TR-BL	50
Part number	Package	
DP4C-TR	50	
DP4CA-TR	50	
AKSPS-005	50	
DSD01-402N	50	
DSD01-403N	50	
DSD01-404N	50	
DSD01-405N	10	
DSD01-410N	10	
DSD01-420N	10	
DSD03-1.5/4	50	
DSD03-2.5/4	50	
DSD03-4/6	50	
DSD03-4/10	50	
DSD03-4/16	50	
0208-T002		
0208-E002		
MKG-003 / MKG-004	200	
TM48W / TM43W	10	
TM-R200 / TM-R100	10	
TS-35	20	
TS-35/15	10	
0.8 x 4 DNT11-0109		
Page 186~187		

* Using DSD06-2.5500T Plug-in bridge, the rated current will drop to 17.5A

Feed-through 4-Conductor Terminal Blocks



DP6N-TR		
Rated Data	UL	IEC
Rated Voltage (V)	600	1000
Rated Current (A)	40	41
Rated impulse voltage	8KV	
Wire range (AWG/mm ²)	20~8	0.5~6
Connection Capacity		
Max. Solid (mm ²)	10	
Max. Stranded (mm ²)	6	
General Data		
Stripping length (mm)	12	
Insulation material	PA	
T / W (mm)	8 / 91.4	
H / H on TS-35 (mm)	42 / 43.5	
Package	50	

Color	Part number	Package
■	DP6N-TR-RD	50
■	DP6N-TR-BL	50
Part number	Package	
DP6C-TR	50	
DP6CA-TR	50	
DSD01-602N	50	
DSD01-603N	50	
DSD01-604N	50	
DSD01-605N	10	
DSD01-610N	10	
DSD03-2.5/6	50	
DSD03-4/6	50	
DSD03-6/16	50	
0208-T003		
0208-E003		
TM49W / TM44W	10	
TM-R200 / TM-R100	10	
TS-35	20	
TS-35/15	10	
0.8 x 4 DNT11-0109		
Page 186~187		

Accessories

- End cover
- Partition plate
- Plug-in bridge
 - 2
 - 3
 - 4
 - 5
 - 10
 - 20
- Reducing bridge
 - DSD03-1.5/2.5
 - DSD03-1.5/4
- Plug-in bridge 500
- Test plug
- Spacer
- Marking block
- Marking label (Center / Outer)
- Continuous flat marking label (Center / Outer)
- DIN rail
- Tool (mm)
- Ferrule

Feed-through 3-Conductor Grounding Terminal Blocks



PID




The PID, DP..N-TN-PE series is a 3 port grounding terminal block with the same dimensions as the PID, DP...N-TN series, and fully compliant to IEC 60947-7-2. This series supports both the mechanical and the electrical functions of a PCTB by using it as a ground (PE) busbar.

DP..TN-PE


Accessories

- End cover
- Partition plate
- Plug-in bridge
 - 2
 - 3
 - 4
 - 5
 - 10
 - 20
- Test plug
- Spacer
- Marking block
- Marking label (Center / Outer)
- Continuous flat marking label (Center / Outer)
- DIN rail
- Tool (mm)
- Ferrule




DP1.5N-TN-PE		
Rated Data	UL	IEC
Rated Voltage (V)	300	500
Rated Current (A)		
Rated impulse voltage	6KV	
Wire range (AWG/mm ²)	26~14	0.14~1.5
Connection Capacity		
Max. Solid (mm ²)	1.5	
Max. Stranded (mm ²)	1.5	
General Data		
Stripping length (mm)	8	
Insulation material	PA	
T / W (mm)	3.5 / 58.7	
H / H on TS-35 (mm)	30.6 / 32.1	
Package	100	

Part number	Package
DP1.5C-TN-GN	50
AKSPS-003	50
DSD03-1.502	50
DSD03-1.503	50
DSD03-1.504	50
DSD03-1.505	10
DSD03-1.510	10
DSD03-1.520	10
0208-T004	
0208-E004	
MKG-001 / MKG-002	200
TM46W / TM41W	10
TM-R200 / TM-R100	10
TS-35	20
TS-35/15	10
0.4 x 2.5 DNT11-0102	
Page 186~187	



DP2.5N-TN-PE		
Rated Data	UL	IEC
Rated Voltage (V)	600	800
Rated Current (A)		
Rated impulse voltage	8KV	
Wire range (AWG/mm ²)	26~12	0.14~2.5
Connection Capacity		
Max. Solid (mm ²)	4	
Max. Stranded (mm ²)	2.5	
General Data		
Stripping length (mm)	10	
Insulation material	PA	
T / W (mm)	5.1 / 60.8	
H / H on TS-35 (mm)	35 / 36.5	
Package	100	

Part number	Package
DP2.5C-TN-GN	50
AKSPS-003	50
DSD01-2.502N	50
DSD01-2.503N	50
DSD01-2.504N	50
DSD01-2.505N	10
DSD01-2.510N	10
DSD01-2.520N	10
0208-T001	
0208-E001	
MKG-003 / MKG-004	200
TM47W / TM42W	10
TM-R200 / TM-R100	10
TS-35	20
TS-35/15	10
0.6 x 3.5 DNT11-0107	
Page 186~187	




DP4N-TN-PE		
Rated Data	UL	IEC
Rated Voltage (V)	600	800
Rated Current (A)		
Rated impulse voltage	8KV	
Wire range (AWG/mm ²)	24~10	0.2~4
Connection Capacity		
Max. Solid (mm ²)	6	
Max. Stranded (mm ²)	4	
General Data		
Stripping length (mm)	12	
Insulation material	PA	
T / W (mm)	6.1 / 67.3	
H / H on TS-35 (mm)	35 / 36.5	
Package	50	

Part number	Package
DP4C-TN-GN	50
AKSPS-003	50
DSD01-402N	50
DSD01-403N	50
DSD01-404N	50
DSD01-405N	10
DSD01-410N	10
DSD01-420N	10
0208-T002	
0208-E002	
MKG-003 / MKG-004	200
TM48W / TM43W	10
TM-R200 / TM-R100	10
TS-35	20
TS-35/15	10
0.8 x 4 DNT11-0109	
Page 186~187	

Feed-through 3-Conductor Grounding Terminal Blocks




Push-In Design




DP6N-TN-PE		
Rated Data	UL	IEC
Rated Voltage (V)	600	1000
Rated Current (A)		
Rated impulse voltage	8KV	
Wire range (AWG/mm ²)	20~8	0.5~6
Connection Capacity		
Max. Solid (mm ²)	10	
Max. Stranded (mm ²)	6	
General Data		
Stripping length (mm)	12	
Insulation material	PA	
T / W (mm)	8 / 74.6	
H / H on TS-35 (mm)	42 / 43.5	
Package	50	

Part number	Package
DP6C-TN-GN	50
AKSPS-003	50
DSD01-602N	50
DSD01-603N	50
DSD01-604N	50
DSD01-605N	10
DSD01-610N	10
0208-T003	
0208-E003	
TM49W / TM44W	10
TM-R200 / TM-R100	10
TS-35	20
TS-35/15	10
0.8 x 4 DNT11-0109	
Page 186~187	



DP10N-TN-PE		
Rated Data	UL	IEC
Rated Voltage	600	1000
Rated Current		
Rated impulse voltage	8KV	
Wire range (AWG/mm ²)	20~6	0.5~10
Connection Capacity		
Max. Solid (mm ²)	16	
Max. Stranded (mm ²)	10	
General Data		
Stripping length (mm)	18	
Insulation material	PA	
T / W (mm)	10 / 90.5	
H / H on TS-35 (mm)	49.3 / 50.1	
Package	50	

Part number	Package
DP10C-TN-GN	50
AKSPS-003	50
DSD01-1002N	50
DSD01-1003N	50
DSD01-1004N	50
DSD01-1005N	10
0208-T003	
0208-E003	
TM50W / TM45W	10
TM-R200 / TM-R100	10
TS-35	20
TS-35/15	10
1.0 x 5.5 DNT11-0111	
Page 186~187	



DP15N-TN-PE		
Rated Data	UL	IEC
Rated Voltage		
Rated Current		
Rated impulse voltage		
Wire range (AWG/mm ²)		
Connection Capacity		
Max. Solid (mm ²)		
Max. Stranded (mm ²)		
General Data		
Stripping length (mm)		
Insulation material		
T / W (mm)		
H / H on TS-35 (mm)		
Package		


Part number	Package
DP15C-TN-GN	
AKSPS-003	
DSD01-1502N	
DSD01-1503N	
DSD01-1504N	
DSD01-1505N	
DSD01-1510N	
DSD01-1520N	
0208-T003	
0208-E003	
TM50W / TM45W	
TM-R200 / TM-R100	
TS-35	
TS-35/15	
1.0 x 5.5 DNT11-0111	
Page 186~187	




DP20N-TN-PE		
Rated Data	UL	IEC
Rated Voltage		
Rated Current		
Rated impulse voltage		
Wire range (AWG/mm ²)		
Connection Capacity		
Max. Solid (mm ²)		
Max. Stranded (mm ²)		
General Data		
Stripping length (mm)		
Insulation material		
T / W (mm)		
H / H on TS-35 (mm)		
Package		

Part number	Package
DP20C-TN-GN	
AKSPS-003	
DSD01-2002N	
DSD01-2003N	
DSD01-2004N	
DSD01-2005N	
DSD01-2010N	
DSD01-2020N	
0208-T003	
0208-E003	
TM50W / TM45W	
TM-R200 / TM-R100	
TS-35	
TS-35/15	
1.0 x 5.5 DNT11-0111	
Page 186~187	

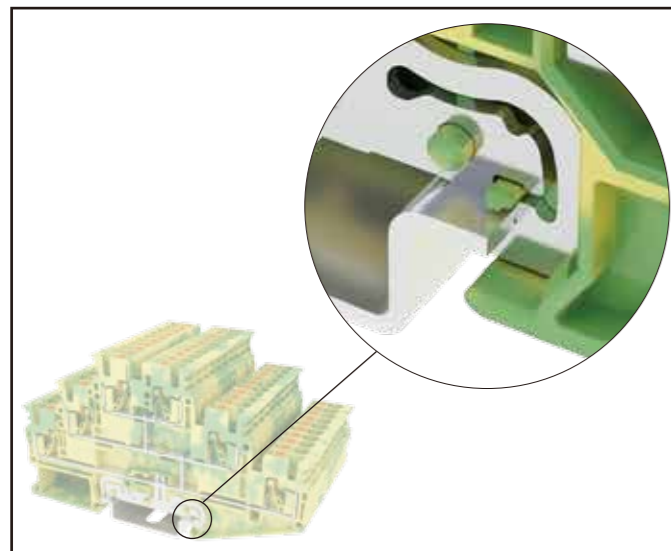
Feed-through Multi-Level Terminal Blocks



Compact design for high density connectivities



Push-in Design reduces time consumed for wiring



Supporting grounding terminal block

PID



The PID, DPP..N series allows solid conductor direct insertion without tool for quick connections.


High quality conducting material for low connection resistance and high conducting performance.

The accessories are available for marking and bridging.

DPP..N


Accessories

End cover	
Plug-in bridge	
2	
3	
4	
5	
10	
20	
Plug-in bridge 500	
Test plug	
Spacer	
Marking label	
Continuous flat marking label	
DIN rail	
Tool (mm)	
Ferrule	




DPP1.5N		
Rated Data	UL	IEC
Rated Voltage (V)	300	500
Rated Current (A)	15	17.5
Rated impulse voltage	6KV	
Wire range (AWG/mm ²)	26~14	0.14~1.5
Connection Capacity		
Max. Solid (mm ²)	1.5	
Max. Stranded (mm ²)	1.5	
General Data		
Stripping length (mm)	8	
Insulation material	PA	
T / W (mm)	3.5 / 69	
H / H on TS-35 (mm)	41.2 / 42.7	
Package	100	
Color	Part number	Package
■	DPP1.5N-RD	100
■	DPP1.5N-BL	100
Part number	Package	
DPP1.5C	50	
DSD03-1.502	50	
DSD03-1.503	50	
DSD03-1.504	50	
DSD03-1.505	10	
DSD03-1.510	10	
DSD03-1.520	10	
0208-T004		
0208-E004		
TM41W	10	
TM-R100	10	
TS-35	20	
TS-35/15	10	
0.4 x 2.5 DNT11-0102		
Page 186~187		

Feed-through Multi-Level Terminal Blocks




DPP2.5N		
Rated Data	UL	IEC
Rated Voltage (V)	300	500
Rated Current (A)	20	22
Rated impulse voltage	6KV	
Wire range (AWG/mm ²)	26~12	0.14~2.5
Connection Capacity		
Max. Solid (mm ²)	4	
Max. Stranded (mm ²)	2.5	
General Data		
Stripping length (mm)	10	
Insulation material	PA	
T / W (mm)	5.1 / 69	
H / H on TS-35 (mm)	46 / 47.5	
Package	100	
Color	Part number	Package
■	DPP2.5N-RD	100
■	DPP2.5N-BL	100
Part number	Package	
DPP2.5C	50	
DSD01-2.502N	50	
DSD01-2.503N	50	
DSD01-2.504N	50	
DSD01-2.505N	10	
DSD01-2.510N	10	
DSD01-2.520N	10	
DSD06-2.5500T	1	
0208-T001		
0208-E001		
TM42W	10	
TM-R100	10	
TS-35	20	
TS-35/15	10	
0.6 x 3.5 DNT11-0107		
Page 186~187		

* Using DSD06-2.5500T Plug-in bridge, the rated current will drop to 17.5A




DPP4N		
Rated Data	UL	IEC
Rated Voltage (V)	300	500
Rated Current (A)	30	28
Rated impulse voltage	6KV	
Wire range (AWG/mm ²)	24~10	0.2~4
Connection Capacity		
Max. Solid (mm ²)	6	
Max. Stranded (mm ²)	4	
General Data		
Stripping length (mm)	12	
Insulation material	PA	
T / W (mm)	6.1 / 81	
H / H on TS-35 (mm)	46 / 47.5	
Package	50	
Color	Part number	Package
■	DPP4N-RD	50
■	DPP4N-BL	50
Part number	Package	
DPP4C	50	
DSD01-402N	50	
DSD01-403N	50	
DSD01-404N	50	
DSD01-405N	10	
DSD01-410N	10	
DSD01-420N	10	
0208-T002		
0208-E002		
TM43W	10	
TM-R100	10	
TS-35	20	
TS-35/15	10	
0.8 x 4 DNT11-0109		
Page 186~187		



DP2.5N-3L		
Rated Data	UL	IEC
Rated Voltage (V)	300	500
Rated Current (A)	20	24
Rated impulse voltage	6KV	
Wire range (AWG/mm ²)	26~12	0.14~2.5
Connection Capacity		
Max. Solid (mm ²)	4	
Max. Stranded (mm ²)	2.5	
General Data		
Stripping length (mm)	10	
Insulation material	PA	
T / W (mm)	5.1 / 102.7	
H / H on TS-35 (mm)	57 / 58.5	
Package	100	
Color	Part number	Package
■	DP2.5N-3L-RD	100
■	DP2.5N-3L-BL	100
Part number	Package	
DP2.5C-3L	50	
DSD01-2.502N	50	
DSD01-2.503N	50	
DSD01-2.504N	50	
DSD01-2.505N	10	
DSD01-2.510N	10	
DSD01-2.520N	10	
DSD06-2.5500T	1	
0208-T001		
0208-E001		
TM42W	10	
TM-R100	10	
TS-35	20	
TS-35/15	10	
0.6 x 3.5 DNT11-0107		
Page 186~187		

* Using DSD06-2.5500T Plug-in bridge, the rated current will drop to 17.5A



DPP2.5N-LXX *		
Rated Data	UL	IEC
Rated Voltage (V)	300	500
Rated Current (A)	20	22
Rated impulse voltage	6KV	
Wire range (AWG/mm ²)	26~12	0.14~2.5
Connection Capacity		
Max. Solid (mm ²)	4	
Max. Stranded (mm ²)	2.5	
General Data		
Stripping length (mm)	10	
Insulation material	PA	
T / W (mm)	5.1 / 69	
H / H on TS-35 (mm)	46 / 47.5	
Package	100	
Color	Part number	Package
■	DPP2.5C	50
■	DSD01-2.502N	50
■	DSD01-2.503N	50
■	DSD01-2.504N	50
■	DSD01-2.505N	10
■	DSD01-2.510N	10
■	DSD01-2.520N	10
■	DSD06-2.5500T	1
0208-T001		
0208-E001		
TM42W	10	
TM-R100	10	
TS-35	20	
TS-35/15	10	
0.6 x 3.5 DNT11-0107		
Page 186~187		

* Using DSD06-2.5500T Plug-in bridge, the rated current will drop to 17.5A

*DPP2.5N-LXX with LED display.

Part number	LED	Voltage
DPP2.5N-L24	with LED light	24V
DPP2.5N-L110	with LED light	110V
DPP2.5N-L220	with LED light	220V

Multi-Level Terminal Blocks with Equipotential Bonder



PID




The PID, DPP...N-PV is a multi-Level Terminal Block with bounded potentials. With the support of plug-in bridge, the product enables potential distribution in 1 terminal block within limited space.

This product is commonly applied for machine control, actuators and related application.

DPP..N-PV

Accessories

End cover	
Plug-in bridge	
2	
3	
4	
5	
10	
20	
Plug-in bridge 500	
Test plug	
Spacer	
Marking label	
Continuous flat marking label	
DIN rail	
Tool (mm)	
Ferrule	




DPP1.5N-PV		
Rated Data	UL	IEC
Rated Voltage (V)	300	500
Rated Current (A)	15	17.5
Rated impulse voltage	6KV	
Wire range (AWG/mm ²)	26~14	0.14~1.5
Connection Capacity		
Max. Solid (mm ²)	1.5	
Max. Stranded (mm ²)	1.5	
General Data		
Stripping length (mm)	8	
Insulation material	PA	
T / W (mm)	3.5 / 69	
H / H on TS-35 (mm)	41.2 / 42.7	
Package	100	

Color	Part number	Package
■	DPP1.5N-PV-RD	100
■	DPP1.5N-PV-BL	100

Part number	Package
DPP1.5C	50
DSD03-1.502	50
DSD03-1.503	50
DSD03-1.504	50
DSD03-1.505	10
DSD03-1.510	10
DSD03-1.520	10

0208-T004	
0208-E004	
TM41W	10
TM-R100	10
TS-35	20
TS-35/15	10

0.4 x 2.5 DNT11-0102	
Page 186~187	



DPP2.5N-PV		
Rated Data	UL	IEC
Rated Voltage (V)	300	500
Rated Current (A)	20	22
Rated impulse voltage	6KV	
Wire range (AWG/mm ²)	26~12	0.14~2.5
Connection Capacity		
Max. Solid (mm ²)	4	
Max. Stranded (mm ²)	2.5	
General Data		
Stripping length (mm)	10	
Insulation material	PA	
T / W (mm)	5.1 / 69.2	
H / H on TS-35 (mm)	46 / 47.5	
Package	100	


Color	Part number	Package
■	DPP2.5N-PV-RD	100
■	DPP2.5N-PV-BL	100

Part number	Package
DPP2.5C	50
DSD01-2.502N	50
DSD01-2.503N	50
DSD01-2.504N	50
DSD01-2.505N	10
DSD01-2.510N	10
DSD01-2.520N	10
DSD06-2.5500T	1

0208-T001	
0208-E001	
TM42W	10
TM-R100	10
TS-35	20
TS-35/15	10

0.6 x 3.5 DNT11-0107	
Page 186~187	

* Using DSD06-2.5500T Plug-in bridge, the rated current will drop to 17.5A



DPP4N-PV		
Rated Data	UL	IEC
Rated Voltage (V)	300	500
Rated Current (A)	30	28
Rated impulse voltage	6KV	
Wire range (AWG/mm ²)	24~10	0.2~4
Connection Capacity		
Max. Solid (mm ²)	6	
Max. Stranded (mm ²)	4	
General Data		
Stripping length (mm)	12	
Insulation material	PA	
T / W (mm)	6.1 / 81	
H / H on TS-35 (mm)	46 / 47.5	
Package	50	

Color	Part number	Package
■	DPP4N-PV-RD	50
■	DPP4N-PV-BL	50

Part number	Package
DPP4C	50
DSD01-402N	50
DSD01-403N	50
DSD01-404N	50
DSD01-405N	10
DSD01-410N	10
DSD01-420N	10


0208-T002	
0208-E002	
TM43W	10
TM-R100	10
TS-35	20
TS-35/15	10

0.8 x 4 DNT11-0109	
Page 186~187	

Multi-Level Terminal Blocks with Equipotential Bonder



Push-In Design



DP2.5N-3L-PV		
Rated Data	UL	IEC
Rated Voltage (V)	300	500
Rated Current (A)	20	24
Rated impulse voltage	6KV	
Wire range (AWG/mm ²)	26~12	0.14~2.5
Connection Capacity		
Max. Solid (mm ²)	4	
Max. Stranded (mm ²)	2.5	
General Data		
Stripping length (mm)	10	
Insulation material	PA	
T / W (mm)	5.1 / 102.7	
H / H on TS-35 (mm)	57 / 58.5	
Package	100	

Color	Part number	Package
■	DP2.5N-3L-PV-RD	100
■	DP2.5N-3L-PV-BL	100

Part number	Package
DP2.5C-3L	50
DSD01-2.502N	50
DSD01-2.503N	50
DSD01-2.504N	50
DSD01-2.505N	10
DSD01-2.510N	10
DSD01-2.520N	10
DSD06-2.5500T	1

0208-T001	
0208-E001	
TM42W	10
TM-R100	10
TS-35	20
TS-35/15	10

0.6 x 3.5 DNT11-0107	
Page 186~187	


* Using DSD06-2.5500T Plug-in bridge, the rated current will drop to 17.5A

Potential distribution Terminal Blocks Introduction

DKD and DPD series provide multi-point potential distribution, which can be used in power cord management and configuration.

The input terminal of DKD series adopts screw-type wiring structure. The screw connection structure is vibration-resistant, anti-loosening, and features of a large contact area, which is more stable in power transmission. The output terminal adopts PID structure, which can be wired by solid wire or ferruled wire directly without tools. PID connection structure can quickly connect wires and greatly reduce the wiring time.

Both input and output terminals of DPD series are PID structure, which makes DPD series be wired easily and operated conveniently. The DPD6 of this series features of a high-density multi-layer design, which can be used in limited spaces.



The input terminals of DKD35, DPD10 and DPD16 series provide current from 60A to 120A, which output terminals provides 4 to 12 connection points to meet the needs of various potential distributions. In addition, these series offer in different colors to distinguish the application.

The connection number is originally 28 points, which can be expanded to more than 80 points by using the insertion bridges. In addition, red and blue terminal blocks are available to intuitively identify the positive and negative electricity and reduce the errors of manual wiring.

Both DKD & DPD series are able to be equipped with continuous flat marking labels in different colors which are easy to install and make the terminal block clear and identifiable. The marking system makes terminal blocks easier to identify and install, save the operation time when wiring.

Potential distribution Terminal Blocks

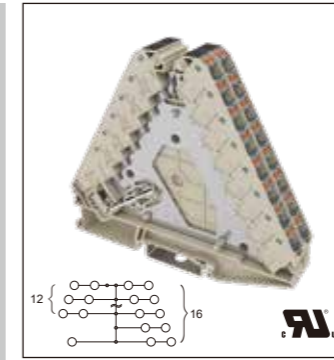


The DPD6-P series are designed for multi-potential distribution. The products support 28 contact points enables a space-saving potential distribution. Equipotential can be established by jumper bars.


DPD..P..

Accessories

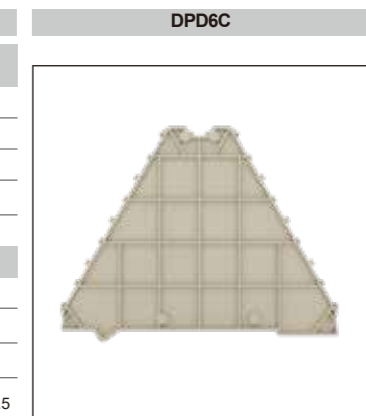
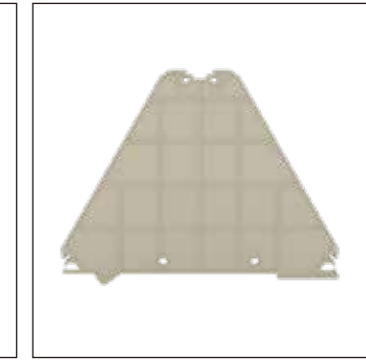
End cover	
Plug-in bridge	
Continuous flat marking label	
DIN rail	
Tool (mm)	
Ferrule	




DPD6-P001		
Input Rated Data	UL	IEC
Rated Voltage (V)	300	250
Rated Current (A)	25	32
Rated impulse voltage		4KV
Wire range (AWG/mm ²)	24~10	0.2~6
Stripping length (mm)	14~15	
Output Rated Data		
Rated Voltage (V)	300	250
Rated Current (A)	15	17.5
Rated impulse voltage	4KV	
Wire range (AWG/mm ²)	26~14	0.14~2.5
Stripping length (mm)	10~11	
General Data		
Insulation material	PA	
T / W (mm)	8.3 / 100	
H / H on TS-35 (mm)	86 / 87.5	
Package	50	
Color	Part number	Package
■	DPD6-P001-RD	50
■	DPD6-P001-BL	50
Part number Package		
	DPD6C	50
	DPD6C-38	50
	DPD6C-83	50
	DSD03-M1XXX	
	TM-R200	10
	TS-35	20
	TS-35/15	10
	0.4 x 2.5 DNT11-0102	
	0.8 x 4 DNT11-0109	
	Page 186~187	




DPD6-P002		
Input Rated Data	UL	IEC
Rated Voltage (V)		
Rated Current (A)		
Rated impulse voltage		
Wire range (AWG/mm ²)		
Stripping length (mm)		
Output Rated Data		
Rated Voltage (V)	300	250
Rated Current (A)	15	17.5
Rated impulse voltage	4KV	
Wire range (AWG/mm ²)	26~14	0.14~2.5
Stripping length (mm)	10~11	
General Data		
Insulation material	PA	
T / W (mm)	8.3 / 100	
H / H on TS-35 (mm)	86 / 87.5	
Package	50	
Color	Part number	Package
■	DPD6-P002-RD	50
■	DPD6-P002-BL	50
Part number Package		
	DPD6C	50
	DPD6C-38	50
	DPD6C-83	50
	DSD03-M1XXX	
	TM-R200	10
	TS-35	20
	TS-35/15	10
	0.4 x 2.5 DNT11-0102	
	Page 186~187	




DPD6C-38	
Continuous Flat Marking Label	TM-R102



DPD6C-83	
Continuous Flat Marking Label	TM-R100



DSD03-M1XXX		
Length	Part Number	Package
50mm	DSD03-M1050	50
500mm	DSD03-M1500	10




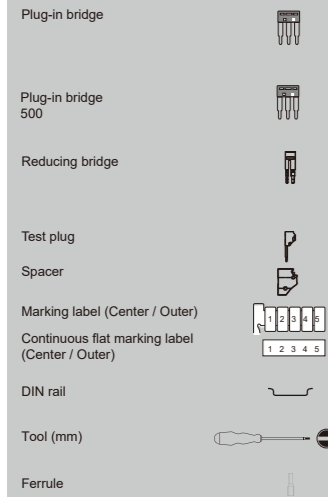
Potential distribution Terminal Blocks



The DPD, DPHD and DKD series are designed for multi-potential distribution. The products support 4 to 16 contact points enables a space-saving potential distribution. Equipotential can be established by jumper bars.

DPD...P..
DKD...P..

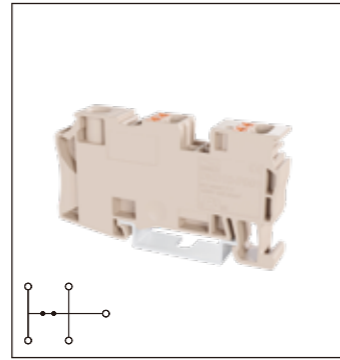
Accessories



DPD10-P001			
Input Rated Data	UL	IEC	
Rated Voltage (V)	600	1000	
Rated Current (A)	50	57	
Rated impulse voltage	8KV		
Wire range (AWG/mm ²)	20~6	0.5~10	
Stripping length (mm)	17~18		
Output Rated Data			
Rated Voltage (V)	300	500	
Rated Current (A)	10	17.5	
Rated impulse voltage	6KV		
Wire range (AWG/mm ²)	26~14	0.14~1.5	
Stripping length (mm)	7~8		
General Data			
Insulation material	PA		
T / W (mm)	15.3 / 100		
H / H on TS-35 (mm)	48.5 / 50		
Package	50		

Color	Part number	Package
■	DPD10-P001-RD	50
■	DPD10-P001-BL	50
■	DPD10-P001-WPE	50
Part number	Package	
DSD01-2.502N	50	
DSD01-2.503N	50	
DSD01-2.504N	50	
DSD01-2.505N	10	
DSD01-2.510N	10	
DSD01-2.520N	10	
DSD06-2.5500T	1	
DSD03-1.5/2.5	50	
DSD03-2.5/4	50	
DSD03-2.5/6	50	
DSD03-2.5/10	50	
DSD03-2.5/16	50	
0208-T001		
0208-E001		
TM45W / TM45W	10	
TM-R100 / TM-R100	10	
TS-35	20	
TS-35/15	10	
0.4 x 2.5 DNT11-0102		
1.0 x 5.5 DNT11-0111		
Page 186~187		


* Using DSD06-2.5500T Plug-in bridge, the rated current will drop to 17.5A



DKD10-P001			
Input Rated Data	UL	IEC	
Rated Voltage (V)	600	1000	
Rated Current (A)	60	57	
Rated impulse voltage	8KV		
Wire range (AWG/mm ²)	20~6	0.5~10	
Stripping length (mm)	12~14		
Output Rated Data			
Rated Voltage (V)	600	1000	
Rated Current (A)	20	24	
Rated impulse voltage	8KV		
Wire range (AWG/mm ²)	26~12	0.14~2.5	
Stripping length (mm)	9~10		
General Data			
Insulation material	PA		
T / W (mm)	10.2 / 65.4		
H / H on TS-35 (mm)	35.8 / 37.3		
Package	50		

Color	Part number	Package
■	DKD10-P001-RD	50
■	DKD10-P001-BL	50
■	DKD10-P001-WPE	50
Part number	Package	
DSD01-2.502N	50	
DSD01-2.503N	50	
DSD01-2.504N	50	
DSD01-2.505N	10	
DSD01-2.510N	10	
DSD01-2.520N	10	
DSD06-2.5500T	1	
DSD03-1.5/2.5	50	
DSD03-2.5/4	50	
DSD03-2.5/6	50	
DSD03-2.5/10	50	
DSD03-2.5/16	50	
0208-T001		
0208-E001		
TM45W	10	
TM-R100	10	
TS-35	20	
TS-35/15	10	
0.6 x 3.5 DNT11-0107		
#1/5.0 DNT11-0202		
Page 186~187		

* Using DSD06-2.5500T Plug-in bridge, the rated current will drop to 17.5A




DPHD10-P001			
Input Rated Data	UL	IEC	
Rated Voltage (V)	600	1000	
Rated Current (A)	60	57	
Rated impulse voltage	8KV		
Wire range (AWG/mm ²)	20~6	0.5~10	
Stripping length (mm)	17~18		
Output Rated Data			
Rated Voltage (V)	600	1000	
Rated Current (A)	20	24	
Rated impulse voltage	8KV		
Wire range (AWG/mm ²)	26~12	0.14~2.5	
Stripping length (mm)	9~10		
General Data			
Insulation material	PA		
T / W (mm)	10.2 / 79.8		
H / H on TS-35 (mm)	41.5 / 43		
Package	40		

Color	Part number	Package
■	DPHD10-P001-RD	40
■	DPHD10-P001-BL	40
■	DPHD10-P001-WPE	40
Part number	Package	
DSD01-2.502N	50	
DSD01-2.503N	50	
DSD01-2.504N	50	
DSD01-2.505N	10	
DSD01-2.510N	10	
DSD01-2.520N	10	
DSD06-2.5500T	1	
DSD03-1.5/2.5	50	
DSD03-2.5/4	50	
DSD03-2.5/6	50	
DSD03-2.5/10	50	
DSD03-2.5/16	50	
0208-T001		
0208-E001		
TM45W	10	
TM-R100	10	
TS-35	20	
TS-35/15	10	
0.6 x 3.5 DNT11-0107		
Page 186~187		

* Using DSD06-2.5500T Plug-in bridge, the rated current will drop to 17.5A


Potential distribution Terminal Blocks



DPD16-P001			
Input Rated Data	UL	IEC	
Rated Voltage (V)	600	1000	
Rated Current (A)	66	76	
Rated impulse voltage	8KV		
Wire range (AWG/mm ²)	20~4	0.5~16	
Stripping length (mm)	17~18		
Output Rated Data			
Rated Voltage (V)	600	800	
Rated Current (A)	16.5	24	
Rated impulse voltage	8KV		
Wire range (AWG/mm ²)	26~12	0.14~2.5	
Stripping length (mm)	9~10		
General Data			
Insulation material	PA		
T / W (mm)	15.3 / 108		
H / H on TS-35 (mm)	51.5 / 53		
Package	50		

Color	Part number	Package
■	DPD16-P001-RD	50
■	DPD16-P001-BL	50
■	DPD16-P001-WPE	50
Part number	Package	
DSD01-2.502N	50	
DSD01-2.503N	50	
DSD01-2.504N	50	
DSD01-2.505N	10	
DSD01-2.510N	10	
DSD01-2.520N	10	
DSD06-2.5500T	1	
DSD03-1.5/2.5	50	
DSD03-2.5/4	50	
DSD03-2.5/6	50	
DSD03-2.5/10	50	
DSD03-2.5/16	50	
0208-T001		
0208-E001		
TM45W / TM45W	10	
TM-R100 / TM-R100	10	
TS-35	20	
TS-35/15	10	
0.6 x 3.5 DNT11-0107		
1.0 x 5.5 DNT11-0111		
Page 186~187		


* Using DSD06-2.5500T Plug-in bridge, the rated current will drop to 17.5A



DKD35-P001			
Input Rated Data	UL	IEC	
Rated Voltage (V)	600	1000	
Rated Current (A)	102	105	
Rated impulse voltage	8KV		
Wire range (AWG/mm ²)	12~1/0	1.5~35	
Stripping length (mm)	14~16		
Output 1 / Output 2 Rated Data			
Rated Voltage (V)	600/600	1000/800	
Rated Current (A)	25.5/17	41/24	
Rated impulse voltage	8/8KV		
Wire range (AWG/mm ²)	20~8	0.5~6	
	26~12	0.14~2.5	
Stripping length (mm)	11~12 / 9~10		
General Data			
Insulation material	PA		
T / W (mm)	16 / 108		
H / H on TS-35 (mm)	47 / 48.5		
Package	50		

Color	Part number	Package
■	DKD35-P001-RD	50
■	DKD35-P001-BL	50
■	DKD35-P001-WPE	50
Part number	Package	
DSD01-602N	50	
DSD01-603N	50	
DSD01-604N	50	
DSD01-605N	10	
DSD01-610N	10	
DSD03-2.5/6	50	
DSD03-4/6	50	
DSD03-6/16	50	
0208-T003		
0208-E003		
TM45W / TM45W	10	
TM-R100 / TM-R100	10	
TS-35	20	
TS-35/15	10	
0.6 x 3.5 DNT11-0107		
1.0 x 5.5 DNT11-0111		
Page 186~187		


* Using DSD06-2.5500T Plug-in bridge, the rated current will drop to 17.5A



DKD35-P002			
Input Rated Data	UL	IEC	
Rated Voltage (V)	600	1000	
Rated Current (A)	102	105	
Rated impulse voltage	8KV		
Wire range (AWG/mm ²)	12~2	1.5~35	
Stripping length (mm)	14~16		
Output Rated Data			
Rated Voltage (V)	600	800	
Rated Current (A)	17	24	
Rated impulse voltage	8KV		
Wire range (AWG/mm ²)	26~12	0.14~2.5	
Stripping length (mm)	9~10		
General Data			
Insulation material	PA		
T / W (mm)	16 / 108		
H / H on TS-35 (mm)	47 / 48.5		
Package	50		

Color	Part number	Package
■	DKD35-P002-RD	50
■	DKD35-P002-BL	50
■	DKD35-P002-WPE	50
Part number	Package	
DSD01-602N	50	
DSD01-603N	50	
DSD01-604N	50	
DSD01-605N	10	
DSD01-610N	10	
DSD03-2.5/6	50	
DSD03-4/6	50	
DSD03-6/16	50	
0208-T003		
0208-E003		
TM45W / TM45W	10	
TM-R100 / TM-R100	10	
TS-35	20	
TS-35/15	10	
0.6 x 3.5 DNT11-0107		
1.0 x 5.5 DNT11-0111		
Page 186~187		

* Using DSD06-2.5500T Plug-in bridge, the rated current will drop to 17.5A



DKD35-P003			
Input Rated Data	UL	IEC	
Rated Voltage (V)	600	1000	
Rated Current (A)	96	105	
Rated impulse voltage	8KV		
Wire range (AWG/mm ²)	12~2	1.5~35	
Stripping length (mm)	14~16		
Output Rated Data			
Rated Voltage (V)	600	1000	
Rated Current (A)	43	57	
Rated impulse voltage	8KV		
Wire range (AWG/mm ²)	20~6	0.5~10	
Stripping length (mm)	17~18		
General Data			
Insulation material	PA		
T / W (mm)	19.4 / 80		
H / H on TS-35 (mm)	49 / 50.5		
Package	50		


Color	Part number	Package
■	DKD35-P003-RD	50
■	DKD35-P003-BL	50
■	DKD35-P003-WPE	50
Part number	Package	
DSD01-1002N	50	
DSD01-1003N	50	
DSD01-1004N	50	
DSD01-1005N	10	
DSD03-2.5/10	50	
DSD03-4/10	50	
0208-T003		
0208-E003		
TM45W / TM45W	10	
TM-R100 / TM-R100	10	
TS-35	20	
TS-35/15	10	
1.0 x 5.5 DNT11-0111		
Page 186~187		

* Using DSD06-2.5500T Plug-in bridge, the rated current will drop to 17.5A

Sensor / Actuator Terminal Blocks



DP2.5SGQKXX Assembled Product Introduction



PID




The PID, DP2.5-SG.. Supports 3&4 conductor sensor and actuator which are commonly applied in signal transmission. This product line are supplied in assembled pack.

DP2.5SG..

Accessories

End cover	
Plug-in bridge	
2	
3	
4	
5	
10	
20	
Plug-in bridge 500	
Test plug	
Spacer	
Marking label	
Continuous flat marking label	
DIN rail	
Tool (mm)	
Ferrule	



DP2.5SGQK01		
Signal Rated Data	UL	IEC
Rated Voltage (V)	600	800
Rated Current (A)	20	24
Rated impulse voltage	8KV	
Wire range (AWG/mm ²)	26~12	0.14~2.5
Distribution Rated Data		
Rated Voltage (V)	300	400
Rated Current (A)	10	17.5
Rated impulse voltage	8KV	
Wire range (AWG/mm ²)	26~14	0.5~2.5
Connection Capacity		
Max. Solid (mm ²)	4	
Max. Stranded (mm ²)	2.5	
General Data		
Stripping length (mm)	10	
Insulation material	PA	
T / W (mm)	30.5 / 68.5	
H / H on TS-35 (mm)	43.5 / 45	
Package	1	

Part number	Package
DP2.5SGC	50
DSD01-2.502N	50
DSD01-2.503N	50
DSD01-2.504N	50
DSD01-2.505N	10
DSD01-2.510N	10
DSD01-2.520N	10
DSD06-2.5500T	1
0208-T001	
0208-E001	
TM42W	10
TM-R100	10
TS-35	20
TS-35/15	10
0.6 x 3.5 DNT11-0107	
Page 186~187	


* Using DSD06-2.5500T Plug-in bridge, the rated current will drop to 17.5A

Bill of Materials	
Part Number	Pcs
DP2.5SG	4
DP2.5SGC	1
0207-0105	1
0207-0105-RD	1
Marking Label	2

Sensor / Actuator Terminal Blocks



Push-In Design




DP2.5SGQK02		
Signal Rated Data	UL	IEC
Rated Voltage (V)	600	800
Rated Current (A)	20	24
Rated impulse voltage	8KV	
Wire range (AWG/mm ²)	26~12	0.14~2.5
Distribution Rated Data		
Rated Voltage (V)	300	400
Rated Current (A)	10	17.5
Rated impulse voltage	8KV	
Wire range (AWG/mm ²)	26~14	0.5~2.5
Connection Capacity		
Max. Solid (mm ²)	4	
Max. Stranded (mm ²)	2.5	
General Data		
Stripping length (mm)	10	
Insulation material	PA	
T / W (mm)	50.8 / 68.5	
H / H on TS-35 (mm)	43.5 / 45	
Package	1	

Part number	Package
DP2.5SGC	50
DSD01-2.502N	50
DSD01-2.503N	50
DSD01-2.504N	50
DSD01-2.505N	10
DSD01-2.510N	10
DSD01-2.520N	10
DSD06-2.5500T	1
0208-T001	
0208-E001	
TM42W	10
TM-R100	10
TS-35	20
TS-35/15	10
0.6 x 3.5 DNT11-0107	
Page 186~187	

* Using DSD06-2.5500T Plug-in bridge, the rated current will drop to 17.5A

Bill of Materials	
Part Number	Pcs
DP2.5SG	8
DP2.5SGC	1
0207-0109	1
0207-0109-RD	1
Marking Label	2




DP2.5SGQK03		
Signal Rated Data	UL	IEC
Rated Voltage (V)	600	800
Rated Current (A)	20	24
Rated impulse voltage	8KV	
Wire range (AWG/mm ²)	26~12	0.14~2.5
Distribution Rated Data		
Rated Voltage (V)	300	400
Rated Current (A)	10	17.5
Rated impulse voltage	8KV	
Wire range (AWG/mm ²)	26~14	0.5~2.5
Connection Capacity		
Max. Solid (mm ²)	4	
Max. Stranded (mm ²)	2.5	
General Data		
Stripping length (mm)	10	
Insulation material	PA	
T / W (mm)	71.1 / 68.5	
H / H on TS-35 (mm)	43.5 / 45	
Package	1	

Part number	Package
DP2.5SGC	50
DSD01-2.502N	50
DSD01-2.503N	50
DSD01-2.504N	50
DSD01-2.505N	10
DSD01-2.510N	10
DSD01-2.520N	10
DSD06-2.5500T	1
0208-T001	
0208-E001	
TM42W	10
TM-R100	10
TS-35	20
TS-35/15	10
0.6 x 3.5 DNT11-0107	
Page 186~187	

* Using DSD06-2.5500T Plug-in bridge, the rated current will drop to 17.5A

Bill of Materials	
Part Number	Pcs
DP2.5SG	12
DP2.5SGC	1
0207-0113	1
0207-0113-RD	1
Marking Label	2




DP2.5SGQK04		
Signal Rated Data	UL	IEC
Rated Voltage (V)	600	800
Rated Current (A)	20	24
Rated impulse voltage	8KV	
Wire range (AWG/mm ²)	26~12	0.14~2.5
Distribution Rated Data		
Rated Voltage (V)	300	400
Rated Current (A)	10	17.5
Rated impulse voltage	8KV	
Wire range (AWG/mm ²)	26~14	0.5~2.5
Connection Capacity		
Max. Solid (mm ²)	4	
Max. Stranded (mm ²)	2.5	
General Data		
Stripping length (mm)	10	
Insulation material	PA	
T / W (mm)	91.4 / 68.5	
H / H on TS-35 (mm)	43.5 / 45	
Package	1	

Part number	Package
DP2.5SGC	50
DSD01-2.502N	50
DSD01-2.503N	50
DSD01-2.504N	50
DSD01-2.505N	10
DSD01-2.510N	10
DSD01-2.520N	10
DSD06-2.5500T	1
0208-T001	
0208-E001	
TM42W	10
TM-R100	10
TS-35	20
TS-35/15	10
0.6 x 3.5 DNT11-0107	
Page 186~187	

* Using DSD06-2.5500T Plug-in bridge, the rated current will drop to 17.5A

Bill of Materials	
Part Number	Pcs
DP2.5SG	16
DP2.5SGC	1
0207-0117	1
0207-0117-RD	1
Marking Label	2



DP2.5SGQK05		
Signal Rated Data	UL	IEC
Rated Voltage (V)	600	800
Rated Current (A)	20	24
Rated impulse voltage	8KV	
Wire range (AWG/mm ²)	26~12	0.14~2.5
Distribution Rated Data		
Rated Voltage (V)	300	400
Rated Current (A)	10	17.5
Rated impulse voltage	8KV	
Wire range (AWG/mm ²)	26~14	0.5~2.5
Connection Capacity		
Max. Solid (mm ²)	4	
Max. Stranded (mm ²)	2.5	
General Data		
Stripping length (mm)	10	
Insulation material	PA	
T / W (mm)	111.8 / 68.5	
H / H on TS-35 (mm)	43.5 / 45	
Package	1	

Part number	Package
DP2.5SGC	50
DSD01-2.502N	50
DSD01-2.503N	50
DSD01-2.504N	50
DSD01-2.505N	10
DSD01-2.510N	10
DSD01-2.520N	10
DSD06-2.5500T	1
0208-T001	
0208-E001	
TM42W	10
TM-R100	10
TS-35	20
TS-35/15	10
0.6 x 3.5 DNT11-0107	
Page 186~187	

* Using DSD06-2.5500T Plug-in bridge, the rated current will drop to 17.5A

Bill of Materials	
Part Number	Pcs
DP2.5SG	20
DP2.5SGC	1
0207-0121	1
0207-0121-RD	1
Marking Label	2




DP2.5-SG with sensor / actuator is able to satisfy the wiring requirements for signal transmission in the industry.

Sensor / Actuator Terminal Blocks



PID




DP2.5SG is a sensor/actuator terminal block, and when mated with 0207-01xx connectors, it is a modular system of the distribution terminal block with integral cross-connection.

With the rapid growth of the automation industry, sensors for monitoring and measurements have become highly critical. Connecting DP2.5SG with sensor / actuator is able to satisfy the wiring requirements for signal transmission in the industry.

DP2.5SG


Accessories

End cover	
Plug-in bridge	
2	
3	
4	
5	
10	
20	
Plug-in bridge 500	
Test plug	
Spacer	
Marking block	
Marking label	
Continuous flat marking label	
DIN rail	
Tool (mm)	
Ferrule	



DP2.5SG DP2.5SG-L24 *		
Rated Data	UL	IEC
Rated Voltage (V)	600	800
Rated Current (A)	20	24
Rated impulse voltage	8KV	
Wire range (AWG/mm ²)	26~12	0.14~2.5
Connection Capacity		
Max. Solid (mm ²)	4	
Max. Stranded (mm ²)	2.5	
General Data		
Stripping length (mm)	10	
Insulation material	PA	
T / W (mm)	5.08 / 68.5	
H / H on TS-35 (mm)	43.5 / 45	
Package	100	

Part number	Package
DP2.5SGC	50
DP2.5SGC-PE	50
DSD01-2.502N	50
DSD01-2.503N	50
DSD01-2.504N	50
DSD01-2.505N	10
DSD01-2.510N	10
DSD01-2.520N	10
DSD06-2.5500T	1
0208-T001	
0208-E001	
TM42W	10
TM-R100	10
TS-35	20
TS-35/15	10
0.6 x 3.5 DNT11-0107	
Page 186~187	



DP2.5SGT DP2.5SGT-L24 *		
Rated Data	UL	IEC
Rated Voltage (V)	600	800
Rated Current (A)	20	24
Rated impulse voltage	8KV	
Wire range (AWG/mm ²)	26~12	0.14~2.5
Connection Capacity		
Max. Solid (mm ²)	4	
Max. Stranded (mm ²)	2.5	
General Data		
Stripping length (mm)	10	
Insulation material	PA	
T / W (mm)	5.08 / 69.2	
H / H on TS-35 (mm)	43.5 / 45	
Package	100	

Part number	Package
DP2.5SGC	50
DP2.5SGC-PE	50
DSD01-2.502N	50
DSD01-2.503N	50
DSD01-2.504N	50
DSD01-2.505N	10
DSD01-2.510N	10
DSD01-2.520N	10
DSD06-2.5500T	1
0208-T001	
0208-E001	
TM42W	10
TM-R100	10
TS-35	20
TS-35/15	10
0.6 x 3.5 DNT11-0107	
Page 186~187	

* Using DSD06-2.5500T Plug-in bridge, the rated current will drop to 17.5A

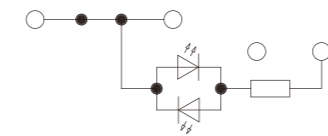
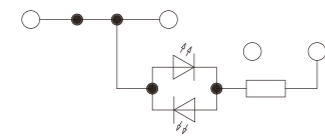
* Using DSD06-2.5500T Plug-in bridge, the rated current will drop to 17.5A

*DP2.5SG-L24 with LED display.

Part number	LED	Voltage
DP2.5SG-L24	with LED light	24V

*DP2.5SGT-L24 with LED display.


Part number	LED	Voltage
DP2.5SGT-L24	with LED light	24V



Sensor / Actuator Terminal Blocks



Push-In Design




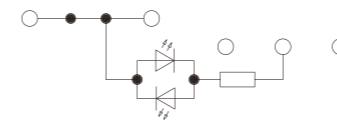
DP2.5SGR DP2.5SGR-L24 *		
Rated Data	UL	IEC
Rated Voltage (V)	600	800
Rated Current (A)	20	24
Rated impulse voltage	8KV	
Wire range (AWG/mm ²)	26~12	0.14~2.5
Connection Capacity		
Max. Solid (mm ²)	4	
Max. Stranded (mm ²)	2.5	
General Data		
Stripping length (mm)	10	
Insulation material	PA	
T / W (mm)	5.08 / 82.1	
H / H on TS-35 (mm)	43.5 / 45	
Package	100	

Part number	Package
DP2.5SGRC-PE	50
DSD01-2.502N	50
DSD01-2.503N	50
DSD01-2.504N	50
DSD01-2.505N	10
DSD01-2.510N	10
DSD01-2.520N	10
DSD06-2.5500T	1
0208-T001	
0208-E001	
TM42W	10
TM-R100	10
TS-35	20
TS-35/15	10
0.6 x 3.5 DNT11-0107	
Page 186~187	

* Using DSD06-2.5500T Plug-in bridge, the rated current will drop to 17.5A

*DP2.5SGR-L24 with LED display.

Part number	LED	Voltage
DP2.5SGR-L24	with LED light	24V




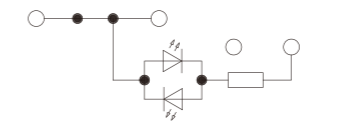
DP2.5SGRT DP2.5SGRT-L24 *		
Rated Data	UL	IEC
Rated Voltage (V)	600	800
Rated Current (A)	20	24
Rated impulse voltage	8KV	
Wire range (AWG/mm ²)	26~12	0.14~2.5
Connection Capacity		
Max. Solid (mm ²)	4	
Max. Stranded (mm ²)	2.5	
General Data		
Stripping length (mm)	10	
Insulation material	PA	
T / W (mm)	5.08 / 82.8	
H / H on TS-35 (mm)	43.5 / 45	
Package	100	

Part number	Package
DP2.5SGRC-PE	50
DSD01-2.502N	50
DSD01-2.503N	50
DSD01-2.504N	50
DSD01-2.505N	10
DSD01-2.510N	10
DSD01-2.520N	10
DSD06-2.5500T	1
0208-T001	
0208-E001	
TM42W	10
TM-R100	10
TS-35	20
TS-35/15	10
0.6 x 3.5 DNT11-0107	
Page 186~187	

* Using DSD06-2.5500T Plug-in bridge, the rated current will drop to 17.5A


*DP2.5SGRT-L24 with LED display.

Part number	LED	Voltage
DP2.5SGRT-L24	with LED light	24V




0207-01XX		
Rated Data	UL	IEC
Rated Voltage	300	400
Rated Current	10	17.5
Rated impulse voltage	4KV	
Wire range (AWG/mm ²)	26~14	0.5~2.5
Connection Capacity		
Max. Solid (mm ²)	4	
Max. Stranded (mm ²)	2.5	
General Data		
Stripping length (mm)	10	
Insulation material	PA	
T / W (mm)	5.08x(P-1)+10.16 / 13.1	
H / H on TS-35 (mm)	16.5 / -	
Package	100	

Color	Part number	Package
■	0207-01XX-RD	100
■	0207-01XX-WPE	100
Part number		Package
	0207-0101	200
	0207-0105	50
	0207-0109	100
	0207-0111	100



DP2.5SGRC-PE		
Rated Data	UL	IEC
Rated Voltage	300	400
Rated Current	10	17.5
Rated impulse voltage	4KV	
Wire range (AWG/mm ²)	26~14	0.5~2.5
Connection Capacity		
Max. Solid (mm ²)	4	
Max. Stranded (mm ²)	2.5	
General Data		
Stripping length (mm)	10	
Insulation material	PA	
T / W (mm)	5.08x(P-1)+10.16 / 13.1	
H / H on TS-35 (mm)	16.5 / -	
Package	100	


Color	Part number	Package
■	0207-01XX-RD	100
■	0207-01XX-WPE	100
Part number		Package
	0207-0101	200
	0207-0105	50
	0207-0109	100
	0207-0111	100



Plug-in Connection Terminal Blocks




DPES2.5QKXX Assembled Product Introduction



Plug DP2.5PG-XXP

Terminal Blocks DPES2.5



Strain Relief DP-PZ-XXP

Latch DP-PR

End Cover DPES2.5C

PID




The PID, DPES2.5QK... is terminal block supporting plugs for sensor and actuator wiring. This product line are supplied in assembled pack.

DPES2.5QK..

Accessories

End cover	
Plug-in bridge	
2	
3	
4	
5	
10	
20	
Plug-in bridge 500	
Test plug	
Spacer	
Marking label (Center / Outer)	
Continuous flat marking label (Center / Outer)	
DIN rail	
Tool (mm)	
Ferrule	



DPES2.5QK01		
Signal Rated Data	UL	IEC
Rated Voltage (V)	600	800
Rated Current (A)	20	24
Rated impulse voltage	8KV	
Wire range (AWG/mm ²)	26~12	0.14~2.5
Distribution Rated Data		
Rated Voltage (V)	300	400
Rated Current (A)	10	17.5
Rated impulse voltage	8KV	
Wire range (AWG/mm ²)	26~14	0.5~2.5
Connection Capacity		
Max. Solid (mm ²)	4	
Max. Stranded (mm ²)	2.5	
General Data		
Stripping length (mm)	10	
Insulation material	PA	
T / W (mm)	22.3 / 60	
H / H on TS-35 (mm)	84 / 85.5	
Package	1	

Part number	Package
DPES2.5C	50
DSD01-2.502N	50
DSD01-2.503N	50
DSD01-2.504N	50
DSD01-2.505N	10
DSD01-2.510N	10
DSD01-2.520N	10
DSD06-2.5500T	1
0208-T001	
0208-E001	
TM47W / TM42W	10
TM-R200 / TM-R100	10
TS-35	20
TS-35/15	10
0.6 x 3.5 DNT11-0107	
Page 186~187	


* Using DSD06-2.5500T Plug-in bridge, the rated current will drop to 17.5A

Bill of Materials	
Part Number	Pcs
DPES2.5	4
DPES2.5C	1
DP2.5PG-04P	1
DP-PZ-02P	1
DP-PR	1

Plug-in Connection Terminal Blocks



Push-In Design



DPES2.5QK02		
Signal Rated Data	UL	IEC
Rated Voltage (V)	600	800
Rated Current (A)	20	24
Rated impulse voltage	8KV	
Wire range (AWG/mm ²)	26~12	0.14~2.5
Distribution Rated Data		
Rated Voltage (V)	300	400
Rated Current (A)	10	17.5
Rated impulse voltage	8KV	
Wire range (AWG/mm ²)	26~14	0.5~2.5
Connection Capacity		
Max. Solid (mm ²)	4	
Max. Stranded (mm ²)	2.5	
General Data		
Stripping length (mm)	10	
Insulation material	PA	
T / W (mm)	42.6 / 60	
H / H on TS-35 (mm)	84 / 85.5	
Package	1	

Part number	Package
DPES2.5C	50
DSD01-2.502N	50
DSD01-2.503N	50
DSD01-2.504N	50
DSD01-2.505N	10
DSD01-2.510N	10
DSD01-2.520N	10
DSD06-2.5500T	1
0208-T001	
0208-E001	
TM47W / TM42W	10
TM-R200 / TM-R100	10
TS-35	20
TS-35/15	10
0.6 x 3.5 DNT11-0107	
Page 186~187	

* Using DSD06-2.5500T Plug-in bridge, the rated current will drop to 17.5A

Bill of Materials	
Part Number	Pcs
DPES2.5	8
DPES2.5C	1
DP2.5PG-08P	1
DP-PZ-02P	1
DP-PR	1



DPES2.5QK03		
Signal Rated Data	UL	IEC
Rated Voltage (V)	600	800
Rated Current (A)	20	24
Rated impulse voltage	8KV	
Wire range (AWG/mm ²)	26~12	0.14~2.5
Distribution Rated Data		
Rated Voltage (V)	300	400
Rated Current (A)	10	17.5
Rated impulse voltage	8KV	
Wire range (AWG/mm ²)	26~14	0.5~2.5
Connection Capacity		
Max. Solid (mm ²)	4	
Max. Stranded (mm ²)	2.5	
General Data		
Stripping length (mm)	10	
Insulation material	PA	
T / W (mm)	52.8 / 60	
H / H on TS-35 (mm)	84 / 85.5	
Package	1	

Part number	Package
DPES2.5C	50
DSD01-2.502N	50
DSD01-2.503N	50
DSD01-2.504N	50
DSD01-2.505N	10
DSD01-2.510N	10
DSD01-2.520N	10
DSD06-2.5500T	1
0208-T001	
0208-E001	
TM47W / TM42W	10
TM-R200 / TM-R100	10
TS-35	20
TS-35/15	10
0.6 x 3.5 DNT11-0107	
Page 186~187	

* Using DSD06-2.5500T Plug-in bridge, the rated current will drop to 17.5A

Bill of Materials	
Part Number	Pcs
DPES2.5	10
DPES2.5C	1
DP2.5PG-10P	1
DP-PZ-04P	1
DP-PR	1




DPES2.5QK04		
Signal Rated Data	UL	IEC
Rated Voltage (V)	600	800
Rated Current (A)	20	24
Rated impulse voltage	8KV	
Wire range (AWG/mm ²)	26~12	0.14~2.5
Distribution Rated Data		
Rated Voltage (V)	300	400
Rated Current (A)	10	17.5
Rated impulse voltage	8KV	
Wire range (AWG/mm ²)	26~14	0.5~2.5
Connection Capacity		
Max. Solid (mm ²)	4	
Max. Stranded (mm ²)	2.5	
General Data		
Stripping length (mm)	10	
Insulation material	PA	
T / W (mm)	83.3 / 60	
H / H on TS-35 (mm)	84 / 85.5	
Package	1	

Part number	Package
DPES2.5C	50
DSD01-2.502N	50
DSD01-2.503N	50
DSD01-2.504N	50
DSD01-2.505N	10
DSD01-2.510N	10
DSD01-2.520N	10
DSD06-2.5500T	1
0208-T001	
0208-E001	
TM47W / TM42W	10
TM-R200 / TM-R100	10
TS-35	20
TS-35/15	10
0.6 x 3.5 DNT11-0107	
Page 186~187	

* Using DSD06-2.5500T Plug-in bridge, the rated current will drop to 17.5A

Bill of Materials	
Part Number	Pcs
DPES2.5	16
DPES2.5C	1
DP2.5PG-16P	1
DP-PZ-04P	1
DP-PR	1



DPES2.5QK05		
Signal Rated Data	UL	IEC
Rated Voltage (V)	600	800
Rated Current (A)	20	24
Rated impulse voltage	8KV	
Wire range (AWG/mm ²)	26~12	0.14~2.5
Distribution Rated Data		
Rated Voltage (V)	300	400
Rated Current (A)	10	17.5
Rated impulse voltage	8KV	
Wire range (AWG/mm ²)	26~14	0.5~2.5
Connection Capacity		
Max. Solid (mm ²)	4	
Max. Stranded (mm ²)	2.5	
General Data		
Stripping length (mm)	10	
Insulation material	PA	
T / W (mm)	103.6 / 60	
H / H on TS-35 (mm)	84 / 85.5	
Package	1	

Part number	Package
DPES2.5C	50
DSD01-2.502N	50
DSD01-2.503N	50
DSD01-2.504N	50
DSD01-2.505N	10
DSD01-2.510N	10
DSD01-2.520N	10
DSD06-2.5500T	1
0208-T001	
0208-E001	
TM47W / TM42W	10
TM-R200 / TM-R100	10
TS-35	20
TS-35/15	10
0.6 x 3.5 DNT11-0107	
Page 186~187	

* Using DSD06-2.5500T Plug-in bridge, the rated current will drop to 17.5A

Bill of Materials	
Part Number	Pcs
DPES2.5	20
DPES2.5C	1
DP2.5PG-20P	1
DP-PZ-04P	1
DP-PR	1

Plug-in Connection Terminal Blocks




PID




DPES2.5 is a plug-in type terminal block that enables signal transmission and power feeding function. The anti-vibration insertion force allows the plug to be firmly connected onto the terminal base. Current can be inputted from both the base and the plug. It is equipped with a series of accessories such as plug, strain relief, latch and marking labels.


DPES2.5



DPES2.5			
Rated Data	UL	IEC	
Rated Voltage (V)	600	800	
Rated Current (A)	20	24	
Rated impulse voltage	6KV		
Wire range (AWG/mm ²)	26~12	0.14~2.5	
Connection Capacity			
Max. Solid (mm ²)	4		
Max. Stranded (mm ²)	2.5		
General Data			
Stripping length (mm)	10		
Insulation material	PA		
T / W (mm)	5.08 / 51		
H / H on TS-35	35 / 36.5		
Package	100		
Color	Part number	Package	



DPES2.5-PE			
Rated Data	UL	IEC	
Rated Voltage (V)	600	800	
Rated Current (A)			
Rated impulse voltage	6KV		
Wire range (AWG/mm ²)	26~12	0.14~2.5	
Connection Capacity			
Max. Solid (mm ²)	4		
Max. Stranded (mm ²)	2.5		
General Data			
Stripping length (mm)	10		
Insulation material	PA		
T / W (mm)	5.08 / 51		
H / H on TS-35	35 / 36.5		
Package	100		
Color	Part number	Package	



DP2.5PG-XXP			
Rated Data	UL	IEC	
Rated Voltage (V)	600	800	
Rated Current (A)	20	24	
Rated impulse voltage	8KV		
Wire range (AWG/mm ²)	26~12	0.14~2.5	
Connection Capacity			
Max. Solid (mm ²)	4		
Max. Stranded (mm ²)	2.5		
General Data			
Stripping length (mm)	10		
Insulation material	PA		
T / W (mm)	-		
H / H on TS-35	-		
Package	-		
Color	Part number	Package	

Accessories

End cover	
Plug-in bridge	
2	
3	
4	
5	
10	
20	
Plug-in bridge 500	
Test plug	
Spacer	
Marking label (Center / Outer)	
Continuous flat marking label (Center / Outer)	
DIN rail	
Strain relief	
Latch	
Tool (mm)	
Ferrule	


Part number	Package
DPS2.5C	50
DSD01-2.502N	50
DSD01-2.503N	50
DSD01-2.504N	50
DSD01-2.505N	10
DSD01-2.510N	10
DSD01-2.520N	10
DSD06-2.5500T	1
0208-T001	
0208-E001	
TM47W / TM42W	10
TM-R200 / TM-R100	10
TS-35	20
TS-35/15	10
DP-PZ-02P	50
DP-PZ-04P	50
DP-PR	50
0.6 x 3.5 DNT11-0107	
Page 186~187	

Part number	Package
DPS2.5C-GN	50
DSD01-2.502N	50
DSD01-2.503N	50
DSD01-2.504N	50
DSD01-2.505N	10
DSD01-2.510N	10
DSD01-2.520N	10
0208-T001	
0208-E001	
TM47W / TM42W	10
TM-R200 / TM-R100	10
TS-35	20
TS-35/15	10
DP-PZ-02P	50
DP-PZ-04P	50
DP-PR	50
0.6 x 3.5 DNT11-0107	
Page 186~187	

Part number	Package
DP2.5PG-XXP-WPE	50
TM42W	10
TM-R100	10
DP-PZ-02P	50
DP-PZ-04P	50
DP-PR	50
0.6 x 3.5 DNT11-0107	
Page 186~187	

* Using DSD06-2.5500T Plug-in bridge, the rated current will drop to 17.5A



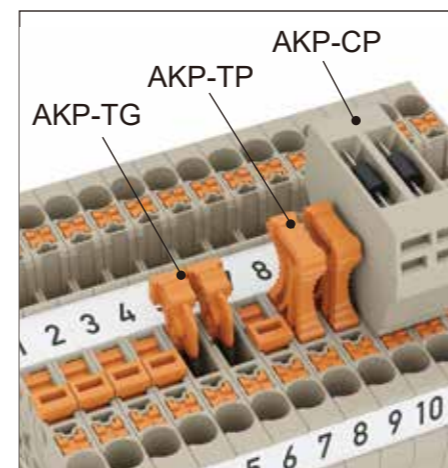
DP2.5/4 Knife and Disconnect Terminal Blocks Introduction



The blades AKP-TP and AKP-TG are able to connect and disconnect quickly. The component carrier AKP-CP adopts diodes, resistors or other electronic components required for circuit solution.

Upper layer of the compact double layers design support knife and disconnect function, lower layer support grounding.

Marking system by continuous label strip offer clear marking identification and easy installation.



Blade disconnecting terminal block supports AKP-TP, AKP-TG, AKP-CP blades. Fast circuit disconnection can be established through AKP-TP and AKP-TG. The component carrier AKP-CP adopts resistor, diode and other electronic components required for circuit solution.

PID terminal blocks offer compact wiring connection in constrained space. Additionally, the product supports double level with variety structure of blade on the upper level while the second level applies to grounding, which increase space utility of the device.

The product has 2 jumper slots, which enables any numbers of terminal blocks to be shorted by use of 2P jumper. Mating with the continuous flat marking label makes easy and clear indication for installation and makes wiring much efficient.

Pole	Part Number	Package
2	DP2.5PG-02P	100
3	DP2.5PG-03P	100
4	DP2.5PG-04P	100
5	DP2.5PG-05P	50
6	DP2.5PG-06P	50
7	DP2.5PG-07P	50
8	DP2.5PG-08P	50

Strain relief




02P DP-PZ-02P
04P DP-PZ-04P

Latch



DP-PR

Knife and Disconnect Terminal Blocks




The PID, DP2.5N-T is the knife disconnect type terminal block, are characterized by its compact structure and easy disconnection of the circuit testing. The product also supports plug-in bridge for equipotential function.

DP2.5N-..


Accessories

End cover	
Plug-in bridge	
2	
3	
4	
5	
10	
20	
Plug-in bridge 500	
Test plug	
Spacer	
Marking label (Center / Outer)	
Continuous flat marking label (Center / Outer)	
DIN rail	
Tool (mm)	
Ferrule	




DP2.5N-T		
Rated Data	UL	IEC
Rated Voltage (V)	300	400
Rated Current (A)	18	20
Rated impulse voltage	6KV	
Wire range (AWG/mm ²)	26~12	0.2~2.5
Connection Capacity		
Max. Solid (mm ²)	4	
Max. Stranded (mm ²)	2.5	
General Data		
Stripping length (mm)	10	
Insulation material	PA	
T / W (mm)	5.1 / 61.7	
H / H on TS-35 (mm)	35 / 36.5	
Package	100	

Color	Part number	Package
■	DP2.5N-T-RD	
■	DP2.5N-T-BL	
Part number	Package	
DP2.5C-T	50	
DSD01-2.502N	50	
DSD01-2.503N	50	
DSD01-2.504N	50	
DSD01-2.505N	10	
DSD01-2.510N	10	
DSD01-2.520N	10	
DSD06-2.5500T	1	
0208-T001		
0208-E001		
TM47W / TM42W	10	
TM-R200 / TM-R100	10	
TS-35	20	
TS-35/15	10	
0.6 x 3.5 DNT11-0107		
Page 186~187		



DP2.5N-TP		
Rated Data	UL	IEC
Rated Voltage (V)	300	400
Rated Current (A)	16	20
Rated impulse voltage	6KV	
Wire range (AWG/mm ²)	26~12	0.2~2.5
Connection Capacity		
Max. Solid (mm ²)	4	
Max. Stranded (mm ²)	2.5	
General Data		
Stripping length (mm)	10	
Insulation material	PA	
T / W (mm)	5.1 / 61.7	
H / H on TS-35 (mm)	49.1 / 50.6	
Package	100	

Color	Part number	Package
■	DP2.5N-TP-RD	100
■	DP2.5N-TP-BL	100
Part number	Package	
DP2.5C-T	50	
DSD01-2.502N	50	
DSD01-2.503N	50	
DSD01-2.504N	50	
DSD01-2.505N	10	
DSD01-2.510N	10	
DSD01-2.520N	10	
DSD06-2.5500T	1	
0208-T001		
0208-E001		
TM47W / TM42W	10	
TM-R200 / TM-R100	10	
TS-35	20	
TS-35/15	10	
0.6 x 3.5 DNT11-0107		
Page 186~187		




DP2.5N-TG		
Rated Data	UL	IEC
Rated Voltage (V)	300	400
Rated Current (A)	16	20
Rated impulse voltage	6KV	
Wire range (AWG/mm ²)	26~12	0.2~2.5
Connection Capacity		
Max. Solid (mm ²)	4	
Max. Stranded (mm ²)	2.5	
General Data		
Stripping length (mm)	10	
Insulation material	PA	
T / W (mm)	5.1 / 61.7	
H / H on TS-35 (mm)	36.7 / 38.2	
Package	100	

Color	Part number	Package
■	DP2.5N-TG-RD	100
■	DP2.5N-TG-BL	100
Part number	Package	
DP2.5C-T	50	
DSD01-2.502N	50	
DSD01-2.503N	50	
DSD01-2.504N	50	
DSD01-2.505N	10	
DSD01-2.510N	10	
DSD01-2.520N	10	
DSD06-2.5500T	1	
0208-T001		
0208-E001		
TM47W / TM42W	10	
TM-R200 / TM-R100	10	
TS-35	20	
TS-35/15	10	
0.6 x 3.5 DNT11-0107		
Page 186~187		

* Using DSD06-2.5500T Plug-in bridge, the rated current will drop to 17.5A




Knife and Disconnect Terminal Blocks




DP2.5N-CP		
Rated Data	UL	IEC
Rated Voltage (V)	300	400
Rated Current (A)	6	6
Rated impulse voltage	6KV	
Wire range (AWG/mm ²)	26~12	0.2~2.5
Connection Capacity		
Max. Solid (mm ²)	4	
Max. Stranded (mm ²)	2.5	
General Data		
Stripping length (mm)	10	
Insulation material	PA	
T / W (mm)	5.1 / 61.7	
H / H on TS-35 (mm)	56.2 / 57.7	
Package	100	

Color	Part number	Package
■	DP2.5N-CP-RD	100
■	DP2.5N-CP-BL	100
Part number	Package	
DP2.5C-T	50	
DSD01-2.502N	50	
DSD01-2.503N	50	
DSD01-2.504N	50	
DSD01-2.505N	10	
DSD01-2.510N	10	
DSD01-2.520N	10	
DSD06-2.5500T	1	
0208-T001		
0208-E001		
TM47W / TM42W	10	
TM-R200 / TM-R100	10	
TS-35	20	
TS-35/15	10	
0.6 x 3.5 DNT11-0107		
Page 186~187		




DP2.5N-M-5X20		
Rated Data	UL	IEC
Rated Voltage (V)	300	400
Rated Current (A)	10	6.3
Rated impulse voltage	4KV	
Wire range (AWG/mm ²)	26~12	0.2~2.5
Connection Capacity		
Max. Solid (mm ²)	4	
Max. Stranded (mm ²)	2.5	
General Data		
Stripping length (mm)	10	
Insulation material	PA	
T / W (mm)	5.1 / 61.7	
H / H on TS-35 (mm)	83.2 / 84.7	
Package	50	

Color	Part number	Package
■	DP2.5N-M-5X20-RD	50
■	DP2.5N-M-5X20-BL	50
Part number	Package	
DP2.5C-T	50	
DSD01-2.502N	50	
DSD01-2.503N	50	
DSD01-2.504N	50	
DSD01-2.505N	10	
DSD01-2.510N	10	
DSD01-2.520N	10	
DSD06-2.5500T	1	
0208-T001		
0208-E001		
TM47W / TM42W	10	
TM-R200 / TM-R100	10	
TS-35	20	
TS-35/15	10	
0.6 x 3.5 DNT11-0107		
Page 186~187		



DP2.5N-MLXX-5X20		
Rated Data	UL	IEC
Rated Voltage (V)	300	400
Rated Current (A)	10	6.3
Rated impulse voltage	4KV	
Wire range (AWG/mm ²)	26~12	0.2~2.5
Connection Capacity		
Max. Solid (mm ²)	4	
Max. Stranded (mm ²)	2.5	
General Data		
Stripping length (mm)	10	
Insulation material	PA	
T / W (mm)	5.1 / 61.7	
H / H on TS-35 (mm)	83.2 / 84.7	
Package	50	

Color	Part number	Package
■	DP2.5N-MLXX-5X20-RD	50
■	DP2.5N-MLXX-5X20-BL	50
Part number	Package	
DP2.5C-T	50	
DSD01-2.502N	50	
DSD01-2.503N	50	
DSD01-2.504N	50	
DSD01-2.505N	10	
DSD01-2.510N	10	
DSD01-2.520N	10	
DSD06-2.5500T	1	
0208-T001		
0208-E001		
TM47W / TM42W	10	
TM-R200 / TM-R100	10	
TS-35	20	
TS-35/15	10	
0.6 x 3.5 DNT11-0107		
Page 186~187		





DP2.5N-ML24-5X20		
Rated Data	UL	IEC
Rated Voltage (V)	300	400
Rated Current (A)	10	6.3
Rated impulse voltage	4KV	
Wire range (AWG/mm ²)	26~12	0.2~2.5
Connection Capacity		
Max. Solid (mm ²)	4	
Max. Stranded (mm ²)	2.5	
General Data		
Stripping length (mm)	10	
Insulation material	PA	
T / W (mm)	5.1 / 61.7	
H / H on TS-35 (mm)	83.2 / 84.7	
Package	50	


Color	Part number	Package
■	DP2.5N-ML24-5X20-RD	50
■	DP2.5N-ML24-5X20-BL	50
Part number	Package	
DP2.5C-T	50	
DSD01-2.502N	50	
DSD01-2.503N	50	
DSD01-2.504N	50	
DSD01-2.505N	10	
DSD01-2.510N	10	
DSD01-2.520N	10	
DSD06-2.5500T	1	
0208-T001		
0208-E001		
TM47W / TM42W	10	
TM-R200 / TM-R100	10	
TS-35	20	
TS-35/15	10	
0.6 x 3.5 DNT11-0107		
Page 186~187		

* DP2.5N-MLXX-5X20 with LED display.

Part number	LED	Voltage
DP2.5N-ML24-5X20	with LED light	24V
DP2.5N-ML60-5X20	with LED light	60V
DP2.5N-ML250-5X20	with LED light	250V



Knife and Disconnect Terminal Blocks




The PID, DP4N-T is the knife disconnect type terminal block, are characterized by its compact structure and easy disconnection of the circuit testing. The product also supports plug-in bridge for equipotential function.

DP4N-..


Accessories

End cover	
Plug-in bridge	
2	
3	
4	
5	
10	
20	
Test plug	
Spacer	
Marking label	
Continuous flat marking label	
DIN rail	
Tool (mm)	
Ferrule	




DP4N-T		
Rated Data	UL	IEC
Rated Voltage (V)	300	500
Rated Current (A)	20	20
Rated impulse voltage	6KV	
Wire range (AWG/mm ²)	24~10	0.2~4
Connection Capacity		
Max. Solid (mm ²)	6	
Max. Stranded (mm ²)	4	
General Data		
Stripping length (mm)	12	
Insulation material	PA	
T / W (mm)	6.1 / 57	
H / H on TS-35 (mm)	35 / 36.5	
Package	100	

Color	Part number	Package
■	DP4N-T-RD	100
■	DP4N-T-BL	100
Part number Package		
	DP4C-TFU	50
	DSD01-402N	50
	DSD01-403N	50
	DSD01-404N	50
	DSD01-405N	10
	DSD01-410N	10
	DSD01-420N	10
	0208-T002	
	0208-E002	
	TM43W	10
	TM-R100	10
	TS-35	20
	TS-35/15	10
	0.8 x 4 DNT11-0109	
	Page 186~187	



DP4N-TP		
Rated Data	UL	IEC
Rated Voltage (V)	300	500
Rated Current (A)	20	20
Rated impulse voltage	6KV	
Wire range (AWG/mm ²)	24~10	0.2~4
Connection Capacity		
Max. Solid (mm ²)	6	
Max. Stranded (mm ²)	4	
General Data		
Stripping length (mm)	12	
Insulation material	PA	
T / W (mm)	6.1 / 57	
H / H on TS-35 (mm)	49.1 / 50.6	
Package	100	


Color	Part number	Package
■	DP4N-TP-RD	100
■	DP4N-TP-BL	100
Part number Package		
	DP4C-TFU	50
	DSD01-402N	50
	DSD01-403N	50
	DSD01-404N	50
	DSD01-405N	10
	DSD01-410N	10
	DSD01-420N	10
	0208-T002	
	0208-E002	
	TM43W	10
	TM-R100	10
	TS-35	20
	TS-35/15	10
	0.8 x 4 DNT11-0109	
	Page 186~187	



DP4N-TG		
Rated Data	UL	IEC
Rated Voltage (V)	300	500
Rated Current (A)	20	20
Rated impulse voltage	6KV	
Wire range (AWG/mm ²)	24~10	0.2~4
Connection Capacity		
Max. Solid (mm ²)	6	
Max. Stranded (mm ²)	4	
General Data		
Stripping length (mm)	12	
Insulation material	PA	
T / W (mm)	6.1 / 57	
H / H on TS-35 (mm)	36.7 / 38.2	
Package	100	


Color	Part number	Package
■	DP4N-TG-RD	100
■	DP4N-TG-BL	100
Part number Package		
	DP4C-TFU	50
	DSD01-402N	50
	DSD01-403N	50
	DSD01-404N	50
	DSD01-405N	10
	DSD01-410N	10
	DSD01-420N	10
	0208-T002	
	0208-E002	
	TM43W	10
	TM-R100	10
	TS-35	20
	TS-35/15	10
	0.8 x 4 DNT11-0109	
	Page 186~187	

Knife and Disconnect Terminal Blocks




DP4N-CP		
Rated Data	UL	IEC
Rated Voltage (V)	300	500
Rated Current (A)	6	6
Rated impulse voltage	6KV	
Wire range (AWG/mm ²)	24~10	0.2~4
Connection Capacity		
Max. Solid (mm ²)	6	
Max. Stranded (mm ²)	4	
General Data		
Stripping length (mm)	12	
Insulation material	PA	
T / W (mm)	6.1 / 57	
H / H on TS-35 (mm)	56.3 / 57.8	
Package	100	

Color	Part number	Package
■	DP4N-CP-RD	100
■	DP4N-CP-BL	100
Part number Package		
	DP4C-TFU	50
	DSD01-402N	50
	DSD01-403N	50
	DSD01-404N	50
	DSD01-405N	10
	DSD01-410N	10
	DSD01-420N	10
	0208-T002	
	0208-E002	
	TM43W	10
	TM-R100	10
	TS-35	20
	TS-35/15	10
	0.8 x 4 DNT11-0109	
	Page 186~187	




DP4N-M-5X20		
Rated Data	UL	IEC
Rated Voltage (V)	300	400
Rated Current (A)	10	6.3
Rated impulse voltage	4KV	
Wire range (AWG/mm ²)	24~10	0.2~4
Connection Capacity		
Max. Solid (mm ²)	6	
Max. Stranded (mm ²)	4	
General Data		
Stripping length (mm)	12	
Insulation material	PA	
T / W (mm)	6.1 / 57	
H / H on TS-35 (mm)	83.2 / 84.7	
Package	50	

Color	Part number	Package
■	DP4N-M-5X20-RD	50
■	DP4N-M-5X20-BL	50
Part number Package		
	DP4C-TFU	50
	DSD01-402N	50
	DSD01-403N	50
	DSD01-404N	50
	DSD01-405N	10
	DSD01-410N	10
	DSD01-420N	10
	0208-T002	
	0208-E002	
	TM43W	10
	TM-R100	10
	TS-35	20
	TS-35/15	10
	0.8 x 4 DNT11-0109	
	Page 186~187	



DP4N-MLXX-5X20		
Rated Data	UL	IEC
Rated Voltage (V)	300	400
Rated Current (A)	10	6.3
Rated impulse voltage	4KV	
Wire range (AWG/mm ²)	24~10	0.2~4
Connection Capacity		
Max. Solid (mm ²)	6	
Max. Stranded (mm ²)	4	
General Data		
Stripping length (mm)	12	
Insulation material	PA	
T / W (mm)	6.1 / 57	
H / H on TS-35 (mm)	83.2 / 84.7	
Package	50	

Color	Part number	Package
■	DP4N-MLXX-5X20-RD	50
■	DP4N-MLXX-5X20-BL	50
Part number Package		
	DP4C-TFU	50
	DSD01-402N	50
	DSD01-403N	50
	DSD01-404N	50
	DSD01-405N	10
	DSD01-410N	10
	DSD01-420N	10
	0208-T002	
	0208-E002	
	TM43W	10
	TM-R100	10
	TS-35	20
	TS-35/15	10
	0.8 x 4 DNT11-0109	
	Page 186~187	




DP4N-ML24-5X20		
Rated Data	UL	IEC
Rated Voltage (V)	300	400
Rated Current (A)	10	6.3
Rated impulse voltage	4KV	
Wire range (AWG/mm ²)	24~10	0.2~4
Connection Capacity		
Max. Solid (mm ²)	6	
Max. Stranded (mm ²)	4	
General Data		
Stripping length (mm)	12	
Insulation material	PA	
T / W (mm)	6.1 / 57	
H / H on TS-35 (mm)	83.2 / 84.7	
Package	50	

Color	Part number	Package
■	DP4N-ML24-5X20-RD	50
■	DP4N-ML24-5X20-BL	50
Part number Package		
	DP4C-TFU	50
	DSD01-402N	50
	DSD01-403N	50
	DSD01-404N	50
	DSD01-405N	10
	DSD01-410N	10
	DSD01-420N	10
	0208-T002	
	0208-E002	
	TM43W	10
	TM-R100	10
	TS-35	20
	TS-35/15	10
	0.8 x 4 DNT11-0109	
	Page 186~187	

* DP4N-MLXX-5X20 with LED display.

Part number	LED	Voltage
DP4N-ML24-5X20	with LED light	24V
DP4N-ML60-5X20	with LED light	60V
DP4N-ML250-5X20	with LED light	250V

Bi-Level Knife and Disconnect Terminal Blocks




The PID, DPP2.5N-T is the double level knife disconnect terminal block, are characterized by its compact structure and easy disconnection of the circuit for testing. The product has two individual potentials for higher density contact, and supports plug-in bridge for equipotential function.

DPP2.5N-..

Accessories


End cover	
Plug-in bridge	
2	
3	
4	
5	
10	
20	
Plug-in bridge 500	
Test plug	
Spacer	
Marking label	
Continuous flat marking label	
DIN rail	
Tool (mm)	
Ferrule	



DPP2.5N-T		
Rated Data	UL	IEC
Rated Voltage (V)	300	400
Rated Current (A)	20	20
Rated impulse voltage	6KV	
Wire range (AWG/mm ²)	26~12	0.2~2.5
Connection Capacity		
Max. Solid (mm ²)	4	
Max. Stranded (mm ²)	2.5	
General Data		
Stripping length (mm)	10	
Insulation material	PA	
T / W (mm)	5.1 / 78.5	
H / H on TS-35 (mm)	46 / 47.5	
Package	100	

Color	Part number	Package
■	DPP2.5N-T-RD	100
■	DPP2.5N-T-BL	100
Color	Part number	Package
■	DPP2.5C-T	50
	DSD01-2.502N	50
	DSD01-2.503N	50
	DSD01-2.504N	50
	DSD01-2.505N	10
	DSD01-2.510N	10
	DSD01-2.520N	10
	DSD06-2.5500T	1
	0208-T001	
	0208-E001	
	TM42W	10
	TM-R100	10
	TS-35	20
	TS-35/15	10
	0.6 x 3.5 DNT11-0107	
	Page 186~187	


* Using DSD06-2.5500T Plug-in bridge, the rated current will drop to 17.5A



DPP2.5N-TP		
Rated Data	UL	IEC
Rated Voltage (V)	300	400
Rated Current (A)	18/20	20
Rated impulse voltage	6KV	
Wire range (AWG/mm ²)	26~12	0.2~2.5
Connection Capacity		
Max. Solid (mm ²)	4	
Max. Stranded (mm ²)	2.5	
General Data		
Stripping length (mm)	10	
Insulation material	PA	
T / W (mm)	5.1 / 78.5	
H / H on TS-35 (mm)	60.1 / 61.6	
Package	100	

Color	Part number	Package
■	DPP2.5N-TP-RD	100
■	DPP2.5N-TP-BL	100
Color	Part number	Package
■	DPP2.5C-T	50
	DSD01-2.502N	50
	DSD01-2.503N	50
	DSD01-2.504N	50
	DSD01-2.505N	10
	DSD01-2.510N	10
	DSD01-2.520N	10
	DSD06-2.5500T	1
	0208-T001	
	0208-E001	
	TM42W	10
	TM-R100	10
	TS-35	20
	TS-35/15	10
	0.6 x 3.5 DNT11-0107	
	Page 186~187	

* Using DSD06-2.5500T Plug-in bridge, the rated current will drop to 17.5A

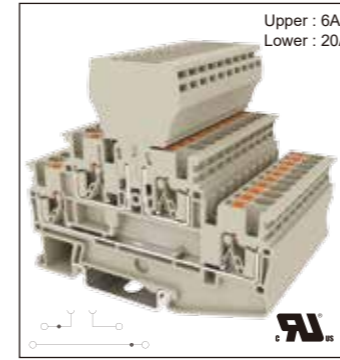


DPP2.5N-TG		
Rated Data	UL	IEC
Rated Voltage (V)	300	400
Rated Current (A)	18/20	20
Rated impulse voltage	6KV	
Wire range (AWG/mm ²)	26~12	0.2~2.5
Connection Capacity		
Max. Solid (mm ²)	4	
Max. Stranded (mm ²)	2.5	
General Data		
Stripping length (mm)	10	
Insulation material	PA	
T / W (mm)	5.1 / 78.5	
H / H on TS-35 (mm)	47.7 / 49.2	
Package	100	

Color	Part number	Package
■	DPP2.5N-TG-RD	100
■	DPP2.5N-TG-BL	100
Color	Part number	Package
■	DPP2.5C-T	50
	DSD01-2.502N	50
	DSD01-2.503N	50
	DSD01-2.504N	50
	DSD01-2.505N	10
	DSD01-2.510N	10
	DSD01-2.520N	10
	DSD06-2.5500T	1
	0208-T001	
	0208-E001	
	TM42W	10
	TM-R100	10
	TS-35	20
	TS-35/15	10
	0.6 x 3.5 DNT11-0107	
	Page 186~187	

* Using DSD06-2.5500T Plug-in bridge, the rated current will drop to 17.5A


Bi-Level Knife and Disconnect Terminal Blocks



DPP2.5N-CP		
Rated Data	UL	IEC
Rated Voltage (V)	300	400
Rated Current (A)	6/20	6/20
Rated impulse voltage	6KV	
Wire range (AWG/mm ²)	26~12	0.2~2.5
Connection Capacity		
Max. Solid (mm ²)	4	
Max. Stranded (mm ²)	2.5	
General Data		
Stripping length (mm)	10	
Insulation material	PA	
T / W (mm)	5.1 / 78.5	
H / H on TS-35 (mm)	67.2 / 68.7	
Package	100	

Color	Part number	Package
■	DPP2.5N-CP-RD	100
■	DPP2.5N-CP-BL	100
Color	Part number	Package
■	DPP2.5C-T	50
	DSD01-2.502N	50
	DSD01-2.503N	50
	DSD01-2.504N	50
	DSD01-2.505N	10
	DSD01-2.510N	10
	DSD01-2.520N	10
	DSD06-2.5500T	1
	0208-T001	
	0208-E001	
	TM42W	10
	TM-R100	10
	TS-35	20
	TS-35/15	10
	0.6 x 3.5 DNT11-0107	
	Page 186~187	


* Using DSD06-2.5500T Plug-in bridge, the rated current will drop to 17.5A



DPP2.5N-M-5X20		
Rated Data	UL	IEC
Rated Voltage (V)	300	400
Rated Current (A)	10/20	6.3
Rated impulse voltage	4KV	
Wire range (AWG/mm ²)	26~12	0.2~2.5
Connection Capacity		
Max. Solid (mm ²)	4	
Max. Stranded (mm ²)	2.5	
General Data		
Stripping length (mm)	10	
Insulation material	PA	
T / W (mm)	5.1 / 78.5	
H / H on TS-35 (mm)	94.2 / 95.7	
Package	100	

Color	Part number	Package
■	DPP2.5N-M-5X20-RD	100
■	DPP2.5N-M-5X20-BL	100
Color	Part number	Package
■	DPP2.5C-T	50
	DSD01-2.502N	50
	DSD01-2.503N	50
	DSD01-2.504N	50
	DSD01-2.505N	10
	DSD01-2.510N	10
	DSD01-2.520N	10
	DSD06-2.5500T	1
	0208-T001	
	0208-E001	
	TM42W	10
	TM-R100	10
	TS-35	20
	TS-35/15	10
	0.6 x 3.5 DNT11-0107	
	Page 186~187	

* Using DSD06-2.5500T Plug-in bridge, the rated current will drop to 17.5A



DPP2.5N-MLXX-5X20		
Rated Data	UL	IEC
Rated Voltage (V)	300	400
Rated Current (A)	10/20	6.3
Rated impulse voltage	4KV	
Wire range (AWG/mm ²)	26~12	0.2~2.5
Connection Capacity		
Max. Solid (mm ²)	4	
Max. Stranded (mm ²)	2.5	
General Data		
Stripping length (mm)	10	
Insulation material	PA	
T / W (mm)	5.1 / 78.5	
H / H on TS-35 (mm)	94.2 / 95.7	
Package	100	

Color	Part number	Package
■	DPP2.5N-MLXX-5X20-RD	100
■	DPP2.5N-MLXX-5X20-BL	100
Color	Part number	Package
■	DPP2.5C-T	50
	DSD01-2.502N	50
	DSD01-2.503N	50
	DSD01-2.504N	50
	DSD01-2.505N	10
	DSD01-2.510N	10
	DSD01-2.520N	10
	DSD06-2.5500T	1
	0208-T001	
	0208-E001	
	TM42W	10
	TM-R100	10
	TS-35	20
	TS-35/15	10
	0.6 x 3.5 DNT11-0107	
	Page 186~187	

* Using DSD06-2.5500T Plug-in bridge, the rated current will drop to 17.5A

* DPP2.5N-MLXX-5X20 with LED display.

Part number	LED	Voltage
DPP2.5N-ML24-5X20	with LED light	24V
DPP2.5N-ML60-5X20	with LED light	60V
DPP2.5N-ML250-5X20	with LED light	250V

DP4/6 Fuse Terminal Blocks

Introduction




The fuse terminal block supports cartridge fuse and car fuse, which with a 2-way LED indicator to afford the use of different current directions.

The product adopts rotary lever or lever type fuse carrier to be applied in various fields. PID connection method enables quick wiring and saves user's wiring time. The compact design provides high density connection in limited space.

It can support continuous flat marking labels, and the flexible marking system offers convenient installation and brings users more conveniences when wiring.



The fuse terminal block supports cartridge fuse, car fuse and two-way LED indicator to identify current direction. The product adopts rotary lever or lever type fuse carrier.



The product has 2 jumper slots, which enables any numbers of terminal blocks to be shorted by use of 2P jumper. Mating with the continuous flat marking label makes easy and clear indication for installation and makes wiring much efficient.




PID type is able to install wire without tool and save much wiring time, and offer high density wiring connection in limited space.

Lever-Type Fuse Disconnect Terminal Blocks



Push-In Design




The PID, DP...N-TF is disconnect terminal block with fuse lever.

The product supports 5X20mm cartridge fuse inside the fuse holder. The cartridge fuse can be placed inside the fuse holder and clip on the slot.

DP..N-TF

Accessories


End cover	
Plug-in bridge	
2	
3	
4	
5	
10	
20	
Test plug	
Spacer	
Marking label	
Continuous flat marking label	
DIN rail	
Tool (mm)	
Fuse	
Ferrule	



DP4N-TF(5X20)

Rated Data	UL	IEC
Rated Voltage (V)	300	400
Rated Current (A)	6.3	6.3
Rated impulse voltage	6KV	
Wire range (AWG/mm ²)	24~10	0.2~4
Connection Capacity		
Max. Solid (mm ²)	6	
Max. Stranded (mm ²)	4	
General Data		
Stripping length (mm)	12	
Insulation material	PA	
T / W (mm)	6.1 / 57	
H / H on TS-35 (mm)	63.1 / 64.6	
Package	100	

Part number	Package
DP4C-TFU	50
DSD01-402N	50
DSD01-403N	50
DSD01-404N	50
DSD01-405N	10
DSD01-410N	10
DSD01-420N	10
0208-T002	
0208-E002	
TM43W	10
TM-R100	10
TS-35	20
TS-35/15	10
0.8 x 4 DNT11-0109	
FUK1A-01	50
FUK2A-01	50
FUK6.3A-01	50
Page 186~187	



DP4N-TFLXX(5X20)

Rated Data	UL	IEC
Rated Voltage (V)	300	400
Rated Current (A)	6.3	6.3
Rated impulse voltage	6KV	
Wire range (AWG/mm ²)	24~10	0.2~4
Connection Capacity		
Max. Solid (mm ²)	6	
Max. Stranded (mm ²)	4	
General Data		
Stripping length (mm)	12	
Insulation material	PA	
T / W (mm)	6.1 / 57	
H / H on TS-35 (mm)	63.1 / 64.6	
Package	100	

Part number	Package
DP4C-TFU	50
DSD01-402N	50
DSD01-403N	50
DSD01-404N	50
DSD01-405N	10
DSD01-410N	10
DSD01-420N	10
0208-T002	
0208-E002	
TM43W	10
TM-R100	10
TS-35	20
TS-35/15	10
0.8 x 4 DNT11-0109	
FUK1A-01	50
FUK2A-01	50
FUK6.3A-01	50
Page 186~187	

Fuse Specification

Part number	Fuse size	Current
FUK1A-01	5x20	1A
FUK2A-01	5x20	2A
FUK6.3A-01	5x20	6.3A
FUK1A-02	6.3x32	1A
FUK2A-02	6.3x32	2A
FUK6.3A-02	6.3x32	6.3A

*DP4N-TFLXX(5X20) with LED display.

Part number	LED	Voltage
DP4N-TFL24(5X20)	with LED light	24V
DP4N-TFL60(5X20)	with LED light	60V
DP4N-TFL110(5X20)	with LED light	110V
DP4N-TFL250(5X20)	with LED light	250V

Lever-Type Fuse Disconnect Terminal Blocks




The PID, DP...N-TF is disconnect terminal block with fuse lever.

The product supports 6.3X32mm cartridge fuse inside the fuse holder. The cartridge fuse can be placed inside the fuse holder and clip on the slot.

DP..N-TF


Accessories

- End cover
- Plug-in bridge
- 2
- 3
- 4
- 5
- 10
- 20
- Test plug
- Spacer
- Marking label
- Continuous flat marking label
- DIN rail
- Tool (mm)
- Fuse
- Ferrule



DP6N-TF-6.3X32			
Rated Data	UL	IEC	
Rated Voltage (V)	300	630	
Rated Current (A)	6.3	6.3	
Rated impulse voltage	6KV		
Wire range (AWG/mm ²)	20~8	0.5~6	
Connection Capacity			
Max. Solid (mm ²)	10		
Max. Stranded (mm ²)	6		
General Data			
Stripping length (mm)	10~12		
Insulation material	PA		
T / W (mm)	8 / 74.6		
H / H on TS-35 (mm)	70.1 / 71.6		
Package	100		

Part number	Package
DSD01-602N	50
DSD01-603N	50
DSD01-604N	50
DSD01-605N	10
DSD01-610N	10
0208-T003	
0208-E003	
TM44W	10
TM-R100	10
TS-35	20
TS-35/15	10
0.8 x 4 DNT11-0109	
FUK1A-02	50
FUK2A-02	50
FUK6.3A-02	50
Page 186~187	



DP6N-TFLXX-6.3X32			
Rated Data	UL	IEC	
Rated Voltage (V)	300	630	
Rated Current (A)	6.3	6.3	
Rated impulse voltage	6KV		
Wire range (AWG/mm ²)	20~8	0.5~6	
Connection Capacity			
Max. Solid (mm ²)	10		
Max. Stranded (mm ²)	6		
General Data			
Stripping length (mm)	10~12		
Insulation material	PA		
T / W (mm)	8 / 74.6		
H / H on TS-35 (mm)	70.1 / 71.6		
Package	100		

Part number	Package
DSD01-602N	50
DSD01-603N	50
DSD01-604N	50
DSD01-605N	10
DSD01-610N	10
0208-T003	
0208-E003	
TM44W	10
TM-R100	10
TS-35	20
TS-35/15	10
0.8 x 4 DNT11-0109	
FUK1A-02	50
FUK2A-02	50
FUK6.3A-02	50
Page 186~187	

* DP6N-TFLXX-6.3X32 with LED display.

Part number	LED	Voltage
DP6N-TFL24-6.3X32	with LED light	24V
DP6N-TFL60-6.3X32	with LED light	60V
DP6N-TFL110-6.3X32	with LED light	110V
DP6N-TFL250-6.3X32	with LED light	250V

Lever-Type Fuse Disconnect Terminal Blocks




The PID, DP4N-TFH are offered with fuse cap supported by the loaded spring. The cap can be ejected when inserting the fuse.

This product supports LED for clear indication.

DP..N-TFH


Accessories

- End cover
- Marking label
- Continuous flat marking label
- DIN rail
- Tool (mm)
- Fuse
- Ferrule



DP4N-TFH(5X20)			
Rated Data	UL	IEC	
Rated Voltage (V)	300	500	
Rated Current (A)	6.3	6.3	
Rated impulse voltage	6KV		
Wire range (AWG/mm ²)	24~10	0.2~4	
Connection Capacity			
Max. Solid (mm ²)	6		
Max. Stranded (mm ²)	4		
General Data			
Stripping length (mm)	10~12		
Insulation material	PA		
T / W (mm)	8 / 67.3		
H / H on TS-35 (mm)	44.2 / 45.7		
Package	50		

Part number	Package
DP4C-TFH	50
TM44W	10
TM-R100	10
TS-35	20
TS-35/15	10
0.8 x 4 DNT11-0109	
FUK1A-01	50
FUK2A-01	50
FUK6.3A-01	50
Page 186~187	



DP4N-TFHLXX(5X20)			
Rated Data	UL	IEC	
Rated Voltage (V)	300	500	
Rated Current (A)	6.3	6.3	
Rated impulse voltage	6KV		
Wire range (AWG/mm ²)	24~10	0.2~4	
Connection Capacity			
Max. Solid (mm ²)	6		
Max. Stranded (mm ²)	4		
General Data			
Stripping length (mm)	10~12		
Insulation material	PA		
T / W (mm)	8 / 67.3		
H / H on TS-35 (mm)	44.2 / 45.7		
Package	50		

Part number	Package
DP4C-TFH	50
TM44W	10
TM-R100	10
TS-35	20
TS-35/15	10
0.8 x 4 DNT11-0109	
FUK1A-01	50
FUK2A-01	50
FUK6.3A-01	50
Page 186~187	

* DP4N-TFHLXX(5X20) with LED display.


Part number	LED	Voltage
DP4N-TFHL24(5X20)	with LED light	24V
DP4N-TFHL60(5X20)	with LED light	60V
DP4N-TFHL110(5X20)	with LED light	110V
DP4N-TFHL250(5X20)	with LED light	250V

Fuse Disconnect Terminal Blocks




The PID, DP4N-TFU is the disconnect terminal block with fuse plug. The product support both fuse plug with LED and type F and type C flat fuse. The structure of the terminal block is compact and the fuse plug can be easily disconnected during the fuse replacement.


DP.N-TFU



DP4N-TFU		
Rated Data	UL	IEC
Rated Voltage (V)	300	400
Rated Current (A)	15	10
Rated impulse voltage	6KV	
Wire range (AWG/mm ²)	24~10	0.2~4
Connection Capacity		
Max. Solid (mm ²)	6	
Max. Stranded (mm ²)	4	
General Data		
Stripping length (mm)	12	
Insulation material	PA	
T / W (mm)	6.1 / 57	
H / H on TS-35 (mm)	35 / 36.5	
Package	100	



DP4N-TFULXX*		
Rated Data	UL	IEC
Rated Voltage (V)	300	400
Rated Current (A)	15	10
Rated impulse voltage	6KV	
Wire range (AWG/mm ²)	24~10	0.2~4
Connection Capacity		
Max. Solid (mm ²)	6	
Max. Stranded (mm ²)	4	
General Data		
Stripping length (mm)	12	
Insulation material	PA	
T / W (mm)	6.1 / 57	
H / H on TS-35 (mm)	35 / 36.5	
Package	100	



DP6N-TFV		
Rated Data	UL	IEC
Rated Voltage (V)	300	400
Rated Current (A)	25	30
Rated impulse voltage	6KV	
Wire range (AWG/mm ²)	20~8	0.5~6
Connection Capacity		
Max. Solid (mm ²)	10	
Max. Stranded (mm ²)	6	
General Data		
Stripping length (mm)	12	
Insulation material	PA	
T / W (mm)	8 / 74.6	
H / H on TS-35 (mm)	43.8 / 45.3	
Package	50	

Accessories	
End cover	
Plug-in bridge	
2	
3	
4	
5	
10	
20	
Test plug	
Spacer	
Marking label	
Continuous flat marking label	
DIN rail	
Tool (mm)	
Ferrule	

Part number	Package
DP4C-TFU	50
DSD01-402N	50
DSD01-403N	50
DSD01-404N	50
DSD01-405N	10
DSD01-410N	10
DSD01-420N	10
0208-T002	
0208-E002	
TM43W	10
TM-R100	10
TS-35	20
TS-35/15	10
0.8 x 4 DNT11-0109	
Page 186~187	


Part number	Package
DP4C-TFU	50
DSD01-402N	50
DSD01-403N	50
DSD01-404N	50
DSD01-405N	10
DSD01-410N	10
DSD01-420N	10
0208-T002	
0208-E002	
TM43W	10
TM-R100	10
TS-35	20
TS-35/15	10
0.8 x 4 DNT11-0109	
Page 186~187	

Part number	Package
DP4C-TFU	50
DSD01-602N	50
DSD01-603N	50
DSD01-604N	50
DSD01-605N	10
DSD01-610N	10
0208-T003	
0208-E003	
TM44W	10
TM-R100	10
TS-35	20
TS-35/15	10
0.8 x 4 DNT11-0109	
Page 186~187	

* DP4N-TFULXX with LED display.

Part number	LED	Voltage
DP4N-TFUL12	with LED light	12V
DP4N-TFUL24	with LED light	24V
DP4N-TFUL48	with LED light	48V

Fuse Disconnect Terminal Blocks



DP6N-TFVLXX*		
Rated Data	UL	IEC
Rated Voltage (V)	300	400
Rated Current (A)	25	30
Rated impulse voltage	6KV	
Wire range (AWG/mm ²)	20~8	0.5~6
Connection Capacity		
Max. Solid (mm ²)	10	
Max. Stranded (mm ²)	6	
General Data		
Stripping length (mm)	12	
Insulation material	PA	
T / W (mm)	8 / 74.6	
H / H on TS-35 (mm)	43.8 / 45.3	
Package	50	

Part number	Package
DSD01-602N	50
DSD01-603N	50
DSD01-604N	50
DSD01-605N	10
DSD01-610N	10
0208-T003	
0208-E003	
TM44W	10
TM-R100	10
TS-35	20
TS-35/15	10
0.8 x 4 DNT11-0109	
Page 186~187	

* DP6N-TFVLXX with LED display.


Part number	LED	Voltage
DP6N-TFVL12	with LED light	12V
DP6N-TFVL24	with LED light	24V
DP6N-TFVL48	with LED light	48V



The PID, DP4N-TFU(5X20) is the disconnect terminal block with fuse plug. The product support both fuse plug with LED and 5X20mm glass tube fuse. The structure of the terminal block is compact and the fuse plug can be easily disconnected during the fuse replacement.


DP.N-TFU

Accessories	
End cover	
Plug-in bridge	
2	
3	
4	
5	
10	
20	
Test plug	
Spacer	
Marking label	
Continuous flat marking label	
DIN rail	
Tool (mm)	
Fuse	
Ferrule	



DP4N-TFU(5X20)		
Rated Data	UL	IEC
Rated Voltage (V)	300	400
Rated Current (A)	6.3	6.3
Rated impulse voltage	6KV	
Wire range (AWG/mm ²)	24~10	0.2~4
Connection Capacity		
Max. Solid (mm ²)	6	
Max. Stranded (mm ²)	4	
General Data		
Stripping length (mm)	12	
Insulation material	PA	
T / W (mm)	6.1 / 57	
H / H on TS-35 (mm)	79 / 80.5	
Package	50	

Part number	Package
DP4C-TFU	50
DSD01-402N	50
DSD01-403N	50
DSD01-404N	50
DSD01-405N	10
DSD01-410N	10
DSD01-420N	10
0208-T002	
0208-E002	
TM43W	10
TM-R100	10
TS-35	20
TS-35/15	10
0.8 x 4 DNT11-0109	
FUK1A-01	50
FUK2A-01	50
FUK6.3A-01	50
Page 186~187	



DP4N-TFULXX(5X20)		
Rated Data	UL	IEC
Rated Voltage (V)	300	400
Rated Current (A)	6.3	6.3
Rated impulse voltage	6KV	
Wire range (AWG/mm ²)	24~10	0.2~4
Connection Capacity		
Max. Solid (mm ²)	6	
Max. Stranded (mm ²)	4	
General Data		
Stripping length (mm)	12	
Insulation material	PA	
T / W (mm)	6.1 / 57	
H / H on TS-35 (mm)	79 / 80.5	
Package	50	

Part number	Package
DP4C-TFU	50
DSD01-402N	50
DSD01-403N	50
DSD01-404N	50
DSD01-405N	10
DSD01-410N	10
DSD01-420N	10
0208-T002	
0208-E002	
TM43W	10
TM-R100	10
TS-35	20
TS-35/15	10
0.8 x 4 DNT11-0109	
FUK1A-01	50
FUK2A-01	50
FUK6.3A-01	50
Page 186~187	



Fuse Plug

* DP4N-TFULXX(5X20) with LED display.

Part number	LED	Voltage
DP4N-TFUL5(5X20)	with LED light	5V
DP4N-TFUL12(5X20)	with LED light	12V
DP4N-TFUL24(5X20)	with LED light	24V
DP4N-TFUL48(5X20)	with LED light	48V
DP4N-TFUL110(5X20)	with LED light	110V
DP4N-TFUL220(5X20)	with LED light	220V
DP4N-TFUL300(5X20)	with LED light	300V

Test Disconnect Terminal Blocks




Test disconnect terminal blocks are designed specifically for the secondary circuit of current transformers. DPTL6 and DPTD6 can be configured with fixed bridges, switch bars and 4mm test plugs as a simple detection circuit.

Use lever to connect or disconnect the connection of the terminal block, and a 4mm test probe can be used to check the signal inside the circuit. Less space is required to connect multiple measuring devices or protective relays.

DPT..


Accessories

- End cover
- Plug-in bridge
- 2
- 3
- 4
- 5
- 10
- Test plug
- Spacer
- Marking label (Center / Outer)
- Continuous flat marking label (Center / Outer)
- DIN rail
- Tool (mm)
- Ferrule



DPTD6N		
Rated Data	UL	IEC
Rated Voltage (V)	600	1000
Rated Current (A)	30	30
Rated impulse voltage	6KV	
Wire range (AWG/mm ²)	20~8	0.5~6
Connection Capacity		
Max. Solid (mm ²)	10	
Max. Stranded (mm ²)	6	
General Data		
Stripping length (mm)	12	
Insulation material	PA	
T / W (mm)	8 / 104.6	
H / H on TS-35 (mm)	48.5 / 50	
Package	50	

Part number	Package
DPTD6C	50
DSD01-602N	50
DSD01-603N	50
DSD01-604N	50
DSD01-605N	10
DSD01-610N	10
0208-T003	
0208-E003	
TM49W / TM44W	10
TM-R200 / TM-R100	10
TS-35	20
TS-35/15	10
0.8 x 4 DNT11-0109	
Page 186~187	



DPTL6N		
Rated Data	UL	IEC
Rated Voltage (V)	600	1000
Rated Current (A)	30	41
Rated impulse voltage	6KV	
Wire range (AWG/mm ²)	20~8	0.5~6
Connection Capacity		
Max. Solid (mm ²)	10	
Max. Stranded (mm ²)	6	
General Data		
Stripping length (mm)	12	
Insulation material	PA	
T / W (mm)	8 / 104.6	
H / H on TS-35 (mm)	48.5 / 50	
Package	50	

Part number	Package
DPTD6C	50
DSD01-602N	50
DSD01-603N	50
DSD01-604N	50
DSD01-605N	10
DSD01-610N	10
0208-T003	
0208-E003	
TM49W / TM44W	10
TM-R200 / TM-R100	10
TS-35	20
TS-35/15	10
0.8 x 4 DNT11-0109	
Page 186~187	



DPTD6N-D05		
Rated Data	UL	IEC
Rated Voltage (V)	600	1000
Rated Current (A)	1.3	1.3
Rated impulse voltage	8KV	
Wire range (AWG/mm ²)	20~8	0.5~6
Connection Capacity		
Max. Solid (mm ²)	10	
Max. Stranded (mm ²)	6	
General Data		
Stripping length (mm)	12	
Insulation material	PA	
T / W (mm)	8 / 104.6	
H / H on TS-35 (mm)	48.5 / 50	
Package	50	

Part number	Package
DPTD6C	50
DSD01-602N	50
DSD01-603N	50
DSD01-604N	50
DSD01-605N	10
DSD01-610N	10
0208-T003	
0208-E003	
TM49W / TM44W	10
TM-R200 / TM-R100	10
TS-35	20
TS-35/15	10
0.8 x 4 DNT11-0109	
Page 186~187	

Diode Terminal Blocks




DPTD series is a diode terminal block that is used for a fast and reliable protection against reversed currents. Although standard products can generally be used in AC applications, a more specific approach is required for DC applications, such as photovoltaic applications.

DPTD6..


Accessories

- End cover
- Plug-in bridge
- 2
- 3
- 4
- 5
- 10
- Test plug
- Spacer
- Marking label (Center / Outer)
- Continuous flat marking label (Center / Outer)
- DIN rail
- Tool (mm)
- Ferrule




DPTD6N-D05		
Rated Data	UL	IEC
Rated Voltage (V)	600	1000
Rated Current (A)	1.3	1.3
Rated impulse voltage	8KV	
Wire range (AWG/mm ²)	20~8	0.5~6
Connection Capacity		
Max. Solid (mm ²)	10	
Max. Stranded (mm ²)	6	
General Data		
Stripping length (mm)	12	
Insulation material	PA	
T / W (mm)	8 / 104.6	
H / H on TS-35 (mm)	48.5 / 50	
Package	50	

Part number	Package
DPTD6C	50
DSD01-602N	50
DSD01-603N	50
DSD01-604N	50
DSD01-605N	10
DSD01-610N	10
0208-T003	
0208-E003	
TM49W / TM44W	10
TM-R200 / TM-R100	10
TS-35	20
TS-35/15	10
0.8 x 4 DNT11-0109	
Page 186~187	




DPTD6N-D06		
Rated Data	UL	IEC
Rated Voltage (V)	600	1000
Rated Current (A)	1.3	1.3
Rated impulse voltage	8KV	
Wire range (AWG/mm ²)	20~8	0.5~6
Connection Capacity		
Max. Solid (mm ²)	10	
Max. Stranded (mm ²)	6	
General Data		
Stripping length (mm)	12	
Insulation material	PA	
T / W (mm)	8 / 104.6	
H / H on TS-35 (mm)	48.5 / 50	
Package	50	

Part number	Package
DPTD6C	50
DSD01-602N	50
DSD01-603N	50
DSD01-604N	50
DSD01-605N	10
DSD01-610N	10
0208-T003	
0208-E003	
TM49W / TM44W	10
TM-R200 / TM-R100	10
TS-35	20
TS-35/15	10
0.8 x 4 DNT11-0109	
Page 186~187	



DPTD6N-D06		
Rated Data	UL	IEC
Rated Voltage (V)	600	1000
Rated Current (A)	1.3	1.3
Rated impulse voltage	8KV	
Wire range (AWG/mm ²)	20~8	0.5~6
Connection Capacity		
Max. Solid (mm ²)	10	
Max. Stranded (mm ²)	6	
General Data		
Stripping length (mm)	12	
Insulation material	PA	
T / W (mm)	8 / 104.6	
H / H on TS-35 (mm)	48.5 / 50	
Package	50	

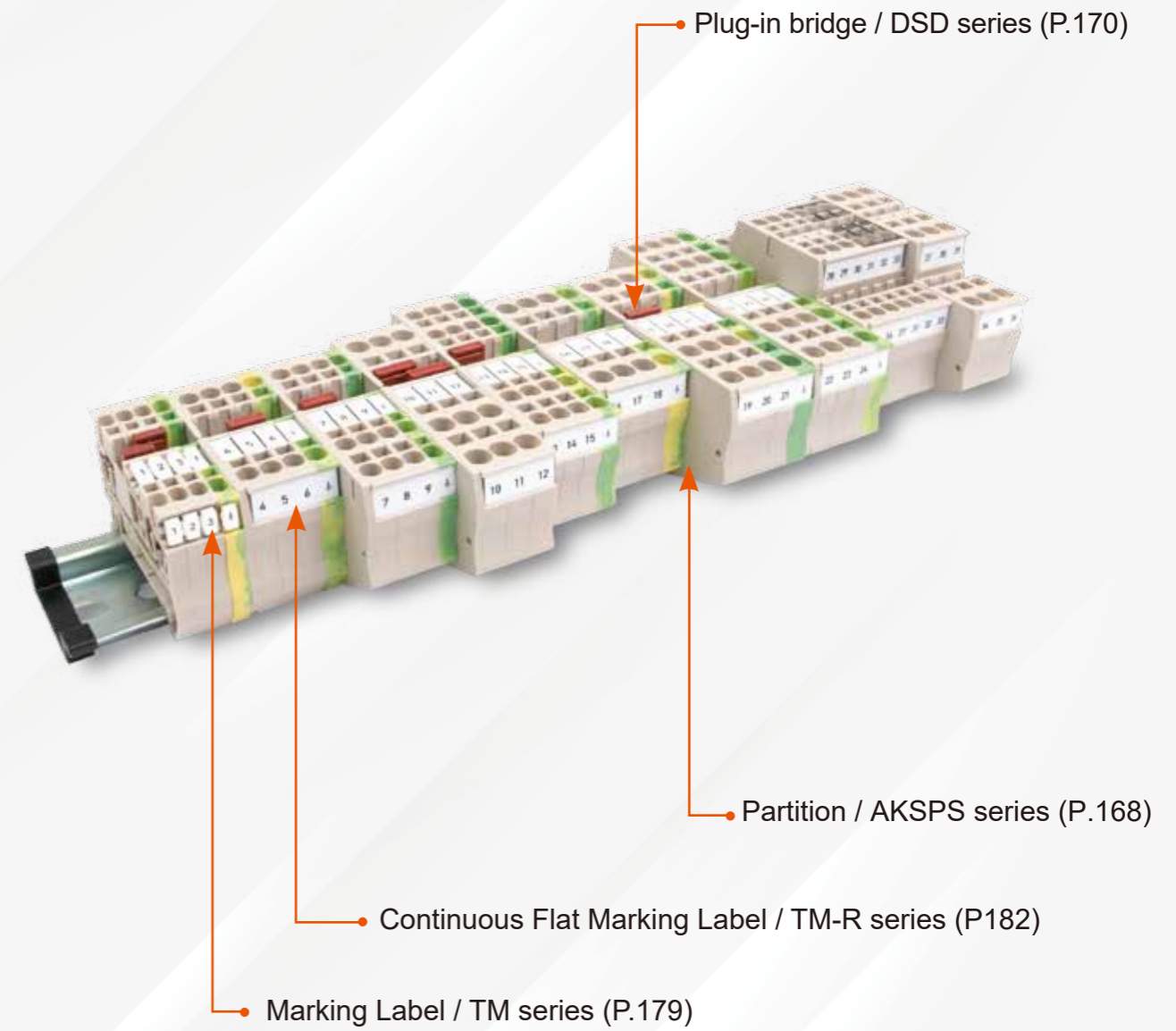
Part number	Package
DPTD6C	50
DSD01-602N	50
DSD01-603N	50
DSD01-604N	50
DSD01-605N	10
DSD01-610N	10
0208-T003	
0208-E003	
TM49W / TM44W	10
TM-R200 / TM-R100	10
TS-35	20
TS-35/15	10
0.8 x 4 DNT11-0109	
Page 186~187	




Spring Clamp Connection Terminal Block



- The spring clamp connection terminal block provides instant wiring and is designed to fully comply with the safety standards of UL1059, IEC60947-7-1 and IEC60947-7-2. The quality of the product is consistent and provides stable wiring connection performance.
- Excellent conductor material and design makes electrical performance meet the requirements of low resistance and high conductivity.
- With Dinkle's excellent material selection and design capabilities, the application is robust and durable even in vibration environment.



Feed-through Terminal Blocks




AK series is a 2 ports terminal block. Spring clamp structure offer quick wiring and the high quality conductors fit the low resistance requirement.

With plug-in bridge, AK series can connect two or more terminal blocks in parallel. Marking labels are compatible for clear identification.


AK ..

Accessories


- End cover
- Partition plate
- Plug-in bridge
 - 2
 - 3
 - 4
 - 5
 - 10
 - 20
- Plug-in bridge 500
- Marking block
- Marking label (Center / Outer)
- Continuous flat marking label (Center / Outer)
- DIN rail
- Tool (mm)



AK1.5		
Rated Data	UL	IEC
Rated Voltage (V)	600	630
Rated Current (A)	15	17.5
Rated impulse voltage	8KV	
Wire range (AWG/mm ²)	30~14	0.14~1.5
Connection Capacity		
Max. Solid (mm ²)	1.5	
Max. Stranded (mm ²)	1.5	
General Data		
Stripping length (mm)	10	
Insulation material	PA	
T / W (mm)	4.2 / 49	
H / H on TS-35 (mm)	35 / 36.5	
Package	100	
Color	Part number	Package
■	AK1.5-RD	100
■	AK1.5-BL	100
Part number	Package	
AK2.5C	50	
AKSPS-001	50	
DSD01-1.502N	50	
DSD01-1.503N	50	
DSD01-1.504N	50	
DSD01-1.505N	10	
DSD01-1.510N	10	
DSD01-1.520N	10	
MKG-001 / MKG-002	200	
TM46W / TM41W	10	
TM-R200 / TM-R100	10	
TS-35	20	
TS-35/15	10	
0.4 x 2.5 DNT11-0102		




AK2.5		
Rated Data	UL	IEC
Rated Voltage (V)	600	800
Rated Current (A)	20	24
Rated impulse voltage	8KV	
Wire range (AWG/mm ²)	30~12	0.2~2.5
Connection Capacity		
Max. Solid (mm ²)	2.5	
Max. Stranded (mm ²)	2.5	
General Data		
Stripping length (mm)	10	
Insulation material	PA	
T / W (mm)	5.1 / 49	
H / H on TS-35 (mm)	35 / 36.5	
Package	100	
Color	Part number	Package
■	AK2.5-RD	100
■	AK2.5-BL	100
Part number	Package	
AK2.5C	50	
AKSPS-001	50	
DSD01-2.502N	50	
DSD01-2.503N	50	
DSD01-2.504N	50	
DSD01-2.505N	10	
DSD01-2.510N	10	
DSD01-2.520N	10	
DSD06-2.5500T	1	
MKG-003 / MKG-004	200	
TM47W / TM42W	10	
TM-R200 / TM-R100	10	
TS-35	20	
TS-35/15	10	
0.6 x 3.5 DNT11-0107		




AK4		
Rated Data	UL	IEC
Rated Voltage (V)	600	800
Rated Current (A)	25	32
Rated impulse voltage	8KV	
Wire range (AWG/mm ²)	28~10	0.2~4
Connection Capacity		
Max. Solid (mm ²)	4	
Max. Stranded (mm ²)	4	
General Data		
Stripping length (mm)	10	
Insulation material	PA	
T / W (mm)	6.1 / 57	
H / H on TS-35 (mm)	35 / 36.5	
Package	100	
Color	Part number	Package
■	AK4-RD	100
■	AK4-BL	100
Part number	Package	
AK4C	50	
AKSPS-001	50	
DSD01-402N	50	
DSD01-403N	50	
DSD01-404N	50	
DSD01-405N	10	
DSD01-410N	10	
DSD01-420N	10	
MKG-003 / MKG-004	200	
TM48W / TM43W	10	
TM-R200 / TM-R100	10	
TS-35	20	
TS-35/15	10	
0.6 x 3.5 DNT11-0107		

* Using DSD06-2.5500T Plug-in bridge, the rated current will drop to 17.5A


Feed-through Terminal Blocks




AK6		
Rated Data	UL	IEC
Rated Voltage (V)	600	800
Rated Current (A)	35	41
Rated impulse voltage	8KV	
Wire range (AWG/mm ²)	24~8	0.5~6
Connection Capacity		
Max. Solid (mm ²)	6	
Max. Stranded (mm ²)	6	
General Data		
Stripping length (mm)	12	
Insulation material	PA	
T / W (mm)	8 / 69.5	
H / H on TS-35 (mm)	42 / 43.5	
Package	50	
Color	Part number	Package
■	AK6-RD	50
■	AK6-BL	50
Part number	Package	
AK6C	50	
AKSPS-002	50	
DSD01-602N	50	
DSD01-603N	50	
DSD01-604N	50	
DSD01-605N	10	
DSD01-610N	10	
TM49W / TM44W	10	
TM-R200 / TM-R100	10	
TS-35	20	
TS-35/15	10	
0.8 x 4 DNT11-0109		



AK10		
Rated Data	UL	IEC
Rated Voltage (V)	600	800
Rated Current (A)	51	57
Rated impulse voltage	8KV	
Wire range (AWG/mm ²)	24~6	1.5~10
Connection Capacity		
Max. Solid (mm ²)	10	
Max. Stranded (mm ²)	10	
General Data		
Stripping length (mm)	18	
Insulation material	PA	
T / W (mm)	10 / 71.1	
H / H on TS-35 (mm)	49.3 / 50.1	
Package	50	
Color	Part number	Package
■	AK10-RD	50
■	AK10-BL	50
Part number	Package	
AK10C	50	
DSD01-1002N	50	
DSD01-1003N	50	
DSD01-1004N	50	
DSD01-1005N	10	
TM50W / TM45W	10	
TM-R200 / TM-R100	10	
TS-35	20	
TS-35/15	10	
1.0 x 5.5 DNT11-0111		



AK16		
Rated Data	UL	IEC
Rated Voltage (V)	600	800
Rated Current (A)	66	76
Rated impulse voltage	8KV	
Wire range (AWG/mm ²)	24~4	1.5~16
Connection Capacity		
Max. Solid (mm ²)	16	
Max. Stranded (mm ²)	16	
General Data		
Stripping length (mm)	18	
Insulation material	PA	
T / W (mm)	12 / 80.2	
H / H on TS-35 (mm)	50.4 / 51.2	
Package	50	
Color	Part number	Package
■	AK16-RD	50
■	AK16-BL	50
Part number	Package	
AK16C	50	
DSD01-1602N	50	
TM50W / TM45W	10	
TM-R200 / TM-R100	10	
TS-35	20	
TS-35/15	10	
1.0 x 5.5 DNT11-0111		



AK35		
Rated Data	UL	IEC
Rated Voltage (V)	600	1000
Rated Current (A)	105	125
Rated impulse voltage	8KV	
Wire range (AWG/mm ²)	14~2	2.5~35
Connection Capacity		
Max. Solid (mm ²)	35	
Max. Stranded (mm ²)	35	
General Data		
Stripping length (mm)	25	
Insulation material	PA	
T / W (mm)	16 / 99.6	
H / H on TS-35 (mm)	58.4 / 59.2	
Package	20	
Color	Part number	Package
■	AK35-RD	20
■	AK35-BL	20
Part number	Package	
DSD01-3502N	10	
TM50W / TM45W	10	
TM-R200 / TM-R100	10	
TS-35	20	
TS-35/15	10	
1.0 x 5.5 DNT11-0111		

Spring Clamp Connection

Feed-through 3-Conductor Terminal Blocks




AK...-TN series is a 3 ports terminal block. Spring clamp structure offer quick wiring and the high quality conductors fit the low resistance requirement.

With plug-in bridge, AK...-TN series can connect two or more terminal blocks in parallel. Marking labels are compatible for clear identification.

AK...-TN


Accessories

- End cover
- Partition plate
- Plug-in bridge
 - 2
 - 3
 - 4
 - 5
 - 10
 - 20
- Plug-in bridge 500
- Marking block
- Marking label (Center / Outer)
- Continuous flat marking label (Center / Outer)
- DIN rail
- Tool (mm)




AK1.5-TN		
Rated Data	UL	IEC
Rated Voltage (V)	600	630
Rated Current (A)	15	17.5
Rated impulse voltage	8KV	
Wire range (AWG/mm ²)	30~14	0.14~1.5
Connection Capacity		
Max. Solid (mm ²)	1.5	
Max. Stranded (mm ²)	1.5	
General Data		
Stripping length (mm)	10	
Insulation material	PA	
T / W (mm)	4.2 / 60.8	
H / H on TS-35 (mm)	35 / 36.5	
Package	100	

Color	Part number	Package
■	AK1.5-TN-RD	100
■	AK1.5-TN-BL	100
Part number	Package	
AK2.5C-TN	50	
AK2.5CS-R	50	
AKSPS-003	50	
DSD01-1.502N	50	
DSD01-1.503N	50	
DSD01-1.504N	50	
DSD01-1.505N	10	
DSD01-1.510N	10	
DSD01-1.520N	10	
MKG-001 / MKG-002	200	
TM46W / TM41W	10	
TM-R200 / TM-R100	10	
TS-35	20	
TS-35/15	10	
0.4 x 2.5 DNT11-0102		



AK2.5-TN		
Rated Data	UL	IEC
Rated Voltage (V)	600	800
Rated Current (A)	20	24
Rated impulse voltage	8KV	
Wire range (AWG/mm ²)	30~12	0.2~2.5
Connection Capacity		
Max. Solid (mm ²)	2.5	
Max. Stranded (mm ²)	2.5	
General Data		
Stripping length (mm)	10	
Insulation material	PA	
T / W (mm)	5.1 / 60.8	
H / H on TS-35 (mm)	35 / 36.5	
Package	50	

Color	Part number	Package
■	AK2.5-TN-RD	50
■	AK2.5-TN-BL	50
Part number	Package	
AK2.5C-TN	50	
AK2.5CS-R	50	
AKSPS-003	50	
DSD01-2.502N	50	
DSD01-2.503N	50	
DSD01-2.504N	50	
DSD01-2.505N	10	
DSD01-2.510N	10	
DSD01-2.520N	10	
DSD06-2.5500T	1	
MKG-003 / MKG-004	200	
TM47W / TM42W	10	
TM-R200 / TM-R100	10	
TS-35	20	
TS-35/15	10	
0.6 x 3.5 DNT11-0107		




AK4-TN		
Rated Data	UL	IEC
Rated Voltage (V)	600	800
Rated Current (A)	25	32
Rated impulse voltage	8KV	
Wire range (AWG/mm ²)	28~10	0.2~4
Connection Capacity		
Max. Solid (mm ²)	4	
Max. Stranded (mm ²)	4	
General Data		
Stripping length (mm)	10	
Insulation material	PA	
T / W (mm)	6.1 / 72.5	
H / H on TS-35 (mm)	35 / 36.5	
Package	100	


Color	Part number	Package
■	AK4-TN-RD	100
■	AK4-TN-BL	100
Part number	Package	
AK4C-TN	50	
AK4CS-R	50	
AKSPS-003	50	
DSD01-402N	50	
DSD01-403N	50	
DSD01-404N	50	
DSD01-405N	10	
DSD01-410N	10	
DSD01-420N	10	
MKG-003 / MKG-004	200	
TM48W / TM43W	10	
TM-R200 / TM-R100	10	
TS-35	20	
TS-35/15	10	
0.6 x 3.5 DNT11-0107		

* Using DSD06-2.5500T Plug-in bridge, the rated current will drop to 17.5A

Part Number	End Cover	
	Left	Right
AK1.5-TN	-	AK2.5CS-R
AK2.5-TN	-	AK2.5CS-R
AK4-TN	-	AK4CS-R
AK6-TN	-	AK6CS-R
AK1.5-TR	AK2.5CS-L	AK2.5CS-R
AK2.5-TR	AK2.5CS-L	AK2.5CS-R
AK4-TR	AK4CS-L	AK4CS-R
AK6-TR	AK6CS-L	AK6CS-R




Feed-through 3-Conductor Terminal Blocks




AK6-TN		
Rated Data	UL	IEC
Rated Voltage (V)	600	800
Rated Current (A)	35	41
Rated impulse voltage	8KV	
Wire range (AWG/mm ²)	24~8	0.5~6
Connection Capacity		
Max. Solid (mm ²)	6	
Max. Stranded (mm ²)	6	
General Data		
Stripping length (mm)	12	
Insulation material	PA	
T / W (mm)	8 / 90.5	
H / H on TS-35 (mm)	42 / 43.5	
Package	50	

Color	Part number	Package
■	AK6-TN-RD	50
■	AK6-TN-BL	50
Part number	Package	
AK6C-TN	50	
AK6CS-R	50	
DSD01-602N	50	
DSD01-603N	50	
DSD01-604N	50	
DSD01-605N	10	
DSD01-610N	10	
TM49W / TM44W	10	
TM-R200 / TM-R100	10	
TS-35	20	
TS-35/15	10	
0.8 x 4 DNT11-0109		




AK10-TN		
Rated Data	UL	IEC
Rated Voltage (V)	600	800
Rated Current (A)	40	57
Rated impulse voltage	8KV	
Wire range (AWG/mm ²)	24~6	1.5~10
Connection Capacity		
Max. Solid (mm ²)	10	
Max. Stranded (mm ²)	10	
General Data		
Stripping length (mm)	18	
Insulation material	PA	
T / W (mm)	10 / 96.8	
H / H on TS-35 (mm)	49.3 / 50.1	
Package	50	

Color	Part number	Package
■	AK10-TN-RD	50
■	AK10-TN-BL	50
Part number	Package	
AK10C-TN	50	
DSD01-1002N	50	
DSD01-1003N	50	
DSD01-1004N	50	
DSD01-1005N	10	
TM50W / TM45W	10	
TM-R200 / TM-R100	10	
TS-35	20	
TS-35/15	10	
1.0 x 5.5 DNT11-0111		



AK16-TN		
Rated Data	UL	IEC
Rated Voltage (V)	600	800
Rated Current (A)	66	76
Rated impulse voltage	8KV	
Wire range (AWG/mm ²)	24~4	1.5~16
Connection Capacity		
Max. Solid (mm ²)	16	
Max. Stranded (mm ²)	16	
General Data		
Stripping length (mm)	18	
Insulation material	PA	
T / W (mm)	12 / 108.2	
H / H on TS-35 (mm)	50.4 / 51.2	
Package	20	

Color	Part number	Package
■	AK16-TN-RD	20
■	AK16-TN-BL	20
Part number	Package	
AK16C-TN	50	
DSD01-1602N	50	
TM50W / TM45W	10	
TM-R200 / TM-R100	10	
TS-35	20	
TS-35/15	10	
1.0 x 5.5 DNT11-0111		



Rated Data	UL	IEC
Rated Voltage (V)		
Rated Current (A)		
Rated impulse voltage		
Wire range (AWG/mm ²)		
Connection Capacity		
Max. Solid (mm ²)		
Max. Stranded (mm ²)		
General Data		
Stripping length (mm)		
Insulation material		
T / W (mm)		
H / H on TS-35 (mm)		
Package		

Color	Part number	Package
Part number	Package	

Spring Clamp Connection

Feed-through 4-Conductor Terminal Blocks




AK...-TR series is a 4 ports terminal block. Spring clamp structure offer quick wiring and the high quality conductors fit the low resistance requirement.

With plug-in bridge, AK...-TR series can connect two or more terminal blocks in parallel. Marking labels are compatible for clear identification.


AK...-TR

Accessories


- End cover
- Partition plate
- Plug-in bridge
 - 2
 - 3
 - 4
 - 5
 - 10
 - 20
- Plug-in bridge 500
- Marking block
- Marking label (Center / Outer)
- Continuous flat marking label (Center / Outer)
- DIN rail
- Tool (mm)



AK1.5-TR		
Rated Data	UL	IEC
Rated Voltage (V)	600	630
Rated Current (A)	14	17.5
Rated impulse voltage	8KV	
Wire range (AWG/mm ²)	30~14	0.14~1.5
Connection Capacity		
Max. Solid (mm ²)	1.5	
Max. Stranded (mm ²)	1.5	
General Data		
Stripping length (mm)	10	
Insulation material	PA	
T / W (mm)	4.2 / 72.6	
H / H on TS-35 (mm)	35 / 36.5	
Package	100	
Color	Part number	Package
■	AK1.5-TR-RD	100
■	AK1.5-TR-BL	100
Part number	Package	
AK2.5C-TR	50	
AK2.5CS-R	50	
AK2.5CS-L	50	
AKSPS-004	50	
DSD01-1.502N	50	
DSD01-1.503N	50	
DSD01-1.504N	50	
DSD01-1.505N	10	
DSD01-1.510N	10	
DSD01-1.520N	10	
MKG-001 / MKG-002	200	
TM46W / TM41W	10	
TM-R200 / TM-R100	10	
TS-35	20	
TS-35/15	10	
0.4 x 2.5 DNT11-0102		




AK2.5-TR		
Rated Data	UL	IEC
Rated Voltage (V)	600	800
Rated Current (A)	18	24
Rated impulse voltage	8KV	
Wire range (AWG/mm ²)	30~12	0.2~2.5
Connection Capacity		
Max. Solid (mm ²)	2.5	
Max. Stranded (mm ²)	2.5	
General Data		
Stripping length (mm)	10	
Insulation material	PA	
T / W (mm)	5.1 / 72.6	
H / H on TS-35 (mm)	35 / 36.5	
Package	50	
Color	Part number	Package
■	AK2.5-TR-RD	50
■	AK2.5-TR-BL	50
Part number	Package	
AK2.5C-TR	50	
AK2.5CS-R	50	
AK2.5CS-L	50	
AKSPS-004	50	
DSD01-2.502N	50	
DSD01-2.503N	50	
DSD01-2.504N	50	
DSD01-2.505N	10	
DSD01-2.510N	10	
DSD01-2.520N	10	
DSD06-2.5500T	1	
MKG-003 / MKG-004	200	
TM47W / TM42W	10	
TM-R200 / TM-R100	10	
TS-35	20	
TS-35/15	10	
0.6 x 3.5 DNT11-0107		



AK4-TR		
Rated Data	UL	IEC
Rated Voltage (V)	600	800
Rated Current (A)	23	32
Rated impulse voltage	8KV	
Wire range (AWG/mm ²)	28~10	0.2~4
Connection Capacity		
Max. Solid (mm ²)	4	
Max. Stranded (mm ²)	4	
General Data		
Stripping length (mm)	10	
Insulation material	PA	
T / W (mm)	6.1 / 88	
H / H on TS-35 (mm)	35 / 36.5	
Package	50	
Color	Part number	Package
■	AK4-TR-RD	50
■	AK4-TR-BL	50
Part number	Package	
AK4C-TR	50	
AK4CS-R	50	
AK4CS-L	50	
AKSPS-005	50	
DSD01-402N	50	
DSD01-403N	50	
DSD01-404N	50	
DSD01-405N	10	
DSD01-410N	10	
DSD01-420N	10	
MKG-003 / MKG-004	200	
TM48W / TM43W	10	
TM-R200 / TM-R100	10	
TS-35	20	
TS-35/15	10	
0.6 x 3.5 DNT11-0107		

* Using DSD06-2.5500T Plug-in bridge, the rated current will drop to 17.5A

Feed-through 4-Conductor Terminal Blocks




AK6-TR		
Rated Data	UL	IEC
Rated Voltage (V)	600	800
Rated Current (A)	36	41
Rated impulse voltage	8KV	
Wire range (AWG/mm ²)	24~8	0.5~6
Connection Capacity		
Max. Solid (mm ²)	6	
Max. Stranded (mm ²)	6	
General Data		
Stripping length (mm)	12	
Insulation material	PA	
T / W (mm)	8 / 111.5	
H / H on TS-35 (mm)	42 / 43.5	
Package	50	
Color	Part number	Package
■	AK6-TR-RD	50
■	AK6-TR-BL	50
Part number	Package	
AK6C-TR	50	
AK6CS-R	50	
AK6CS-L	50	
DSD01-602N	50	
DSD01-603N	50	
DSD01-604N	50	
DSD01-605N	10	
DSD01-610N	10	
TM49W / TM44W	10	
TM-R200 / TM-R100	10	
TS-35	20	
TS-35/15	10	
0.8 x 4 DNT11-0109		



Rated Data	UL	IEC
Rated Voltage (V)		
Rated Current (A)		
Rated impulse voltage		
Wire range (AWG/mm ²)		
Connection Capacity		
Max. Solid (mm ²)		
Max. Stranded (mm ²)		
General Data		
Stripping length (mm)		
Insulation material		
T / W (mm)		
H / H on TS-35 (mm)		
Package		
Color	Part number	Package
Part number	Package	



Rated Data	UL	IEC
Rated Voltage (V)		
Rated Current (A)		
Rated impulse voltage		
Wire range (AWG/mm ²)		
Connection Capacity		
Max. Solid (mm ²)		
Max. Stranded (mm ²)		
General Data		
Stripping length (mm)		
Insulation material		
T / W (mm)		
H / H on TS-35 (mm)		
Package		
Color	Part number	Package
Part number	Package	



Rated Data	UL	IEC
Rated Voltage (V)		
Rated Current (A)		
Rated impulse voltage		
Wire range (AWG/mm ²)		
Connection Capacity		
Max. Solid (mm ²)		
Max. Stranded (mm ²)		
General Data		
Stripping length (mm)		
Insulation material		
T / W (mm)		
H / H on TS-35 (mm)		
Package		
Color	Part number	Package
Part number	Package	

Spring Clamp Connection

Feed-through Grounding Terminal Blocks




AK...-PE is a grounding terminal block with the same dimensions as the AK series, and fully compliant with UL 1059 and IEC 60947-7-2. This series supports both the mechanical and the electrical functions of a PCTB by using it as a ground (PE) busbar.

AK...-PE


Accessories

- End cover
- Marking block
- Marking label (Center / Outer)
- Continuous flat marking label (Center / Outer)
- DIN rail
- Tool (mm)




AK1.5-PE		
Rated Data	UL	IEC
Rated Voltage (V)	600	630
Rated Current (A)		
Rated impulse voltage	8KV	
Wire range (AWG/mm ²)	30~14	0.14~1.5
Connection Capacity		
Max. Solid (mm ²)	1.5	
Max. Stranded (mm ²)	1.5	
General Data		
Stripping length (mm)	10	
Insulation material	PA	
T / W (mm)	4.2 / 49	
H / H on TS-35 (mm)	35 / 36.5	
Package	100	

Part number	Package
AK2.5C-GN	50
MKG-001 / MKG-002	200
TM46W / TM41W	10
TM-R200 / TM-R100	10
TS-35	20
TS-35/15	10
0.4 x 2.5 DNT11-0102	



AK2.5-PE		
Rated Data	UL	IEC
Rated Voltage (V)	600	800
Rated Current (A)		
Rated impulse voltage	8KV	
Wire range (AWG/mm ²)	30~12	0.2~2.5
Connection Capacity		
Max. Solid (mm ²)	2.5	
Max. Stranded (mm ²)	2.5	
General Data		
Stripping length (mm)	10	
Insulation material	PA	
T / W (mm)	5.1 / 49	
H / H on TS-35 (mm)	35 / 36.5	
Package	100	


Part number	Package
AK2.5C-GN	50
MKG-003 / MKG-004	200
TM47W / TM42W	10
TM-R200 / TM-R100	10
TS-35	20
TS-35/15	10
0.6 x 3.5 DNT11-0107	



AK4-PE		
Rated Data	UL	IEC
Rated Voltage (V)	600	800
Rated Current (A)		
Rated impulse voltage	8KV	
Wire range (AWG/mm ²)	28~10	0.2~4
Connection Capacity		
Max. Solid (mm ²)	4	
Max. Stranded (mm ²)	4	
General Data		
Stripping length (mm)	10	
Insulation material	PA	
T / W (mm)	6.1 / 57	
H / H on TS-35 (mm)	35.5 / 36.5	
Package	50	


Part number	Package
AK4C-GN	50
MKG-003 / MKG-004	200
TM48W / TM43W	10
TM-R200 / TM-R100	10
TS-35	20
TS-35/15	10
0.6 x 3.5 DNT11-0107	

Feed-through Grounding Terminal Blocks



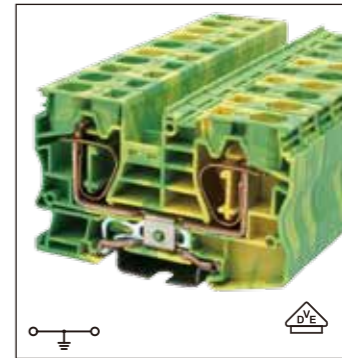
AK6-PE		
Rated Data	UL	IEC
Rated Voltage (V)	600	800
Rated Current (A)		
Rated impulse voltage	8KV	
Wire range (AWG/mm ²)	24~8	0.5~6
Connection Capacity		
Max. Solid (mm ²)	6	
Max. Stranded (mm ²)	6	
General Data		
Stripping length (mm)	12	
Insulation material	PA	
T / W (mm)	8 / 69.8	
H / H on TS-35 (mm)	42 / 43.5	
Package	50	

Part number	Package
AK6C-GN	50
TM49W / TM44W	10
TM-R200 / TM-R100	10
TS-35	20
TS-35/15	10
1.0 x 5.5 DNT11-0111	




AK10-PE		
Rated Data	UL	IEC
Rated Voltage (V)	600	800
Rated Current (A)		
Rated impulse voltage	8KV	
Wire range (AWG/mm ²)	24~6	1.5~10
Connection Capacity		
Max. Solid (mm ²)	10	
Max. Stranded (mm ²)	10	
General Data		
Stripping length (mm)	18	
Insulation material	PA	
T / W (mm)	10 / 71.1	
H / H on TS-35 (mm)	49.3 / 50.1	
Package	50	

Part number	Package
AK10C-GN	50
TM50W / TM45W	10
TM-R200 / TM-R100	10
TS-35	20
TS-35/15	10
1.0 x 5.5 DNT11-0111	



AK16-PE		
Rated Data	UL	IEC
Rated Voltage (V)	600	800
Rated Current (A)		
Rated impulse voltage	8KV	
Wire range (AWG/mm ²)	24~4	1.5~16
Connection Capacity		
Max. Solid (mm ²)	16	
Max. Stranded (mm ²)	16	
General Data		
Stripping length (mm)	18	
Insulation material	PA	
T / W (mm)	12 / 80.2	
H / H on TS-35 (mm)	50.4 / 51.6	
Package	50	

Part number	Package
AK16C-GN	50
TM50W / TM45W	10
TM-R200 / TM-R100	10
TS-35	20
TS-35/15	10
1.0 x 5.5 DNT11-0111	



Rated Data	UL	IEC
Rated Voltage (V)		
Rated Current (A)		
Rated impulse voltage		
Wire range (AWG/mm ²)		
Connection Capacity		
Max. Solid (mm ²)		
Max. Stranded (mm ²)		
General Data		
Stripping length (mm)		
Insulation material		
T / W (mm)		
H / H on TS-35 (mm)		
Package		

Part number	Package

Spring Clamp Connection

3-Conductor Grounding Terminal Blocks




AK..-TN-PE is a grounding terminal block with the same dimensions as the AK series, and fully compliant with UL 1059 and IEC 60947-7-2. This series supports both the mechanical and the electrical functions of a PCTB by using it as a ground (PE) busbar.

AK ..-TN-PE


Accessories

- End cover
- Marking block
- Marking label (Center / Outer)
- Continuous flat marking label (Center / Outer)
- DIN rail
- Tool (mm)




AK1.5-TN-PE		
Rated Data	UL	IEC
Rated Voltage (V)	600	630
Rated Current (A)		
Rated impulse voltage	8KV	
Wire range (AWG/mm²)	30~14	0.14~1.5
Connection Capacity		
Max. Solid (mm²)	1.5	
Max. Stranded (mm²)	1.5	
General Data		
Stripping length (mm)	10	
Insulation material	PA	
T / W (mm)	4.2 / 60.8	
H / H on TS-35 (mm)	35 / 36.5	
Package	50	

Part number	Package
AK2.5C-TN-GN	50
MKG-001 / MKG-002	200
TM46W / TM41W	10
TM-R200 / TM-R100	10
TS-35	20
TS-35/15	10
0.4 x 2.5 DNT11-0102	



AK2.5-TN-PE		
Rated Data	UL	IEC
Rated Voltage (V)	600	800
Rated Current (A)		
Rated impulse voltage	8KV	
Wire range (AWG/mm²)	30~12	0.2~2.5
Connection Capacity		
Max. Solid (mm²)	2.5	
Max. Stranded (mm²)	2.5	
General Data		
Stripping length (mm)	10	
Insulation material	PA	
T / W (mm)	5.1 / 60.8	
H / H on TS-35 (mm)	35 / 36.5	
Package	50	


Part number	Package
AK2.5C-TN-GN	50
MKG-003 / MKG-004	200
TM47W / TM42W	10
TM-R200 / TM-R100	10
TS-35	20
TS-35/15	10
0.6 x 3.5 DNT11-0107	



AK4-TN-PE		
Rated Data	UL	IEC
Rated Voltage (V)	600	800
Rated Current (A)		
Rated impulse voltage	8KV	
Wire range (AWG/mm²)	28~10	0.2~4
Connection Capacity		
Max. Solid (mm²)	4	
Max. Stranded (mm²)	4	
General Data		
Stripping length (mm)	10	
Insulation material	PA	
T / W (mm)	6.1 / 72.5	
H / H on TS-35 (mm)	35 / 36.5	
Package	50	


Part number	Package
AK4C-TN-GN	50
MKG-003 / MKG-004	200
TM48W / TM43W	10
TM-R200 / TM-R100	10
TS-35	20
TS-35/15	10
0.6 x 3.5 DNT11-0107	

3-Conductor Grounding Terminal Blocks




AK6-TN-PE		
Rated Data	UL	IEC
Rated Voltage (V)	600	800
Rated Current (A)		
Rated impulse voltage	8KV	
Wire range (AWG/mm²)	24~8	0.5~6
Connection Capacity		
Max. Solid (mm²)	6	
Max. Stranded (mm²)	6	
General Data		
Stripping length (mm)	12	
Insulation material	PA	
T / W (mm)	8 / 90.8	
H / H on TS-35 (mm)	42 / 43.5	
Package	50	

Part number	Package
AK6C-TN-GN	50
TM49W / TM44W	10
TM-R200 / TM-R100	10
TS-35	20
TS-35/15	10
1.0 x 5.5 DNT11-0111	




AK10-TN-PE		
Rated Data	UL	IEC
Rated Voltage (V)	600	800
Rated Current (A)		
Rated impulse voltage	8KV	
Wire range (AWG/mm²)	24~6	1.5~10
Connection Capacity		
Max. Solid (mm²)	10	
Max. Stranded (mm²)	10	
General Data		
Stripping length (mm)	18	
Insulation material	PA	
T / W (mm)	10 / 96.8	
H / H on TS-35 (mm)	49.3 / 50.1	
Package	50	

Part number	Package
AK10C-TN-GN	50
TM50W / TM45W	10
TM-R200 / TM-R100	10
TS-35	20
TS-35/15	10
1.0 x 5.5 DNT11-0111	



Rated Data	UL	IEC
Rated Voltage (V)		
Rated Current (A)		
Rated impulse voltage		
Wire range (AWG/mm²)		
Connection Capacity		
Max. Solid (mm²)		
Max. Stranded (mm²)		
General Data		
Stripping length (mm)		
Insulation material		
T / W (mm)		
H / H on TS-35 (mm)		
Package		

Part number	Package



Rated Data	UL	IEC
Rated Voltage (V)		
Rated Current (A)		
Rated impulse voltage		
Wire range (AWG/mm²)		
Connection Capacity		
Max. Solid (mm²)		
Max. Stranded (mm²)		
General Data		
Stripping length (mm)		
Insulation material		
T / W (mm)		
H / H on TS-35 (mm)		
Package		

Part number	Package

4-Conductor Grounding Terminal Blocks




AK...-TR-PE is a grounding terminal block with the same dimensions as the AK series, and fully compliant with UL 1059 and IEC 60947-7-2. This series supports both the mechanical and the electrical functions of a PCTB by using it as a ground (PE) busbar.


AK...-TR-PE

Accessories


- End cover
- Marking block
- Marking label (Center / Outer)
- Continuous flat marking label (Center / Outer)
- DIN rail
- Tool (mm)



AK1.5-TR-PE			
Rated Data	UL	IEC	
Rated Voltage (V)	600	630	
Rated Current (A)			
Rated impulse voltage	8KV		
Wire range (AWG/mm ²)	30~14	0.14~1.5	
Connection Capacity			
Max. Solid (mm ²)	1.5		
Max. Stranded (mm ²)	1.5		
General Data			
Stripping length (mm)	10		
Insulation material	PA		
T / W (mm)	4.2 / 72.6		
H / H on TS-35 (mm)	35 / 36.5		
Package	100		
Part number	Package		
AK2.5C-TR-GN	50		
MKG-001 / MKG-002	200		
TM46W / TM41W	10		
TM-R200 / TM-R100	10		
TS-35	20		
TS-35/15	10		
0.4 x 2.5 DNT11-0102			




AK2.5-TR-PE			
Rated Data	UL	IEC	
Rated Voltage (V)	600	800	
Rated Current (A)			
Rated impulse voltage	8KV		
Wire range (AWG/mm ²)	30~12	0.2~2.5	
Connection Capacity			
Max. Solid (mm ²)	2.5		
Max. Stranded (mm ²)	2.5		
General Data			
Stripping length (mm)	10		
Insulation material	PA		
T / W (mm)	5.1 / 72.6		
H / H on TS-35 (mm)	35 / 36.5		
Package	50		
Part number	Package		
AK2.5C-TR-GN	50		
MKG-003 / MKG-004	200		
TM47W / TM42W	10		
TM-R200 / TM-R100	10		
TS-35	20		
TS-35/15	10		
0.6 x 3.5 DNT11-0107			



AK4-TR-PE			
Rated Data	UL	IEC	
Rated Voltage (V)	600	800	
Rated Current (A)			
Rated impulse voltage	8KV		
Wire range (AWG/mm ²)	28~10	0.2~4	
Connection Capacity			
Max. Solid (mm ²)	4		
Max. Stranded (mm ²)	4		
General Data			
Stripping length (mm)	10		
Insulation material	PA		
T / W (mm)	6.1 / 88		
H / H on TS-35 (mm)	35 / 36.5		
Package	50		
Part number	Package		
AK4C-TR-GN	50		
MKG-003 / MKG-004	200		
TM48W / TM43W	10		
TM-R200 / TM-R100	10		
TS-35	20		
TS-35/15	10		
0.6 x 3.5 DNT11-0107			

4-Conductor Grounding Terminal Blocks




AK6-TR-PE			
Rated Data	UL	IEC	
Rated Voltage (V)	600	800	
Rated Current (A)			
Rated impulse voltage	8KV		
Wire range (AWG/mm ²)	24~8	0.5~6	
Connection Capacity			
Max. Solid (mm ²)	6		
Max. Stranded (mm ²)	6		
General Data			
Stripping length (mm)	12		
Insulation material	PA		
T / W (mm)	8 / 111.8		
H / H on TS-35 (mm)	42 / 43.5		
Package	50		
Part number	Package		
AK6C-TR-GN	50		
TM49W / TM44W	10		
TM-R200 / TM-R100	10		
TS-35	20		
TS-35/15	10		
0.6 x 3.5 DNT11-0107			



Rated Data	UL	IEC	
Rated Voltage (V)			
Rated Current (A)			
Rated impulse voltage			
Wire range (AWG/mm ²)			
Connection Capacity			
Max. Solid (mm ²)			
Max. Stranded (mm ²)			
General Data			
Stripping length (mm)			
Insulation material			
T / W (mm)			
H / H on TS-35 (mm)			
Package			
Part number	Package		




Rated Data	UL	IEC	
Rated Voltage (V)			
Rated Current (A)			
Rated impulse voltage			
Wire range (AWG/mm ²)			
Connection Capacity			
Max. Solid (mm ²)			
Max. Stranded (mm ²)			
General Data			
Stripping length (mm)			
Insulation material			
T / W (mm)			
H / H on TS-35 (mm)			
Package			
Part number	Package		




Rated Data	UL	IEC	
Rated Voltage (V)			
Rated Current (A)			
Rated impulse voltage			
Wire range (AWG/mm ²)			
Connection Capacity			
Max. Solid (mm ²)			
Max. Stranded (mm ²)			
General Data			
Stripping length (mm)			
Insulation material			
T / W (mm)			
H / H on TS-35 (mm)			
Package			
Part number	Package		

Spring Clamp Connection

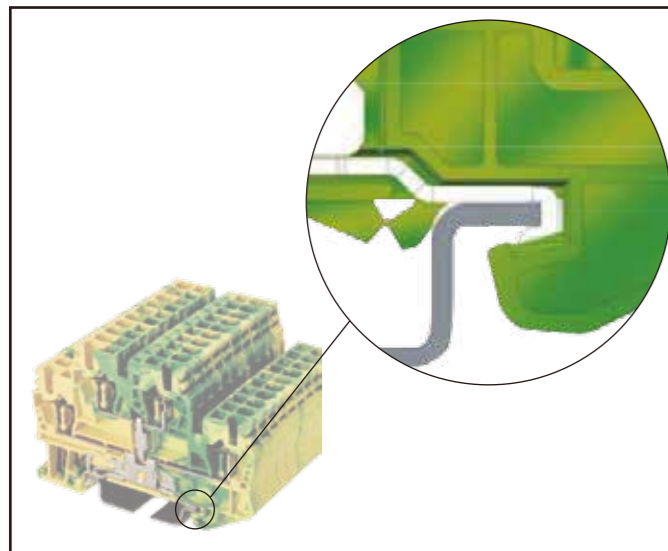
Bi-Level Terminal Blocks



Compact double levels design for high connection density



Easy-fast wiring



Support Grounding




AKK is a double-layer design, with each layer connecting independently. This reduces the installation space requirement by 50%. Each layer can be further bridged in parallel and labeled for identification.

This series supports both the mechanical and the electrical functions of a PCTB by using it as a ground (PE) busbar.

AKK


Accessories

End cover	
Plug-in bridge	
2	
3	
4	
5	
10	
20	
Plug-in bridge 500	
Marking label	
Continuous flat marking label	
DIN rail	
Tool (mm)	




AKK1.5		
Rated Data	UL	IEC
Rated Voltage (V)	300	630
Rated Current (A)	15	17.5
Rated impulse voltage	8KV	
Wire range (AWG/mm ²)	26~14	0.14~1.5
Connection Capacity		
Max. Solid (mm ²)	1.5	
Max. Stranded (mm ²)	1.5	
General Data		
Stripping length (mm)	10	
Insulation material	PA	
T / W (mm)	4.2 / 68	
H / H on TS-35 (mm)	46 / 47.5	
Package	100	
Color	Part number	Package
■	AKK1.5-RD	100
■	AKK1.5-BL	100
Part number	Package	
AKK2.5C	50	
DSD01-1.502N	50	
DSD01-1.503N	50	
DSD01-1.504N	50	
DSD01-1.505N	10	
DSD01-1.510N	10	
DSD01-1.520N	10	
TM41W	10	
TM-R100	10	
TS-35	20	
TS-35/15	10	
0.4 x 2.5 DNT11-0102		

Bi-Level Terminal Blocks




AKK2.5		
Rated Data	UL	IEC
Rated Voltage (V)	300	630
Rated Current (A)	20	20
Rated impulse voltage	8KV	
Wire range (AWG/mm ²)	30~12	0.2~2.5
Connection Capacity		
Max. Solid (mm ²)	2.5	
Max. Stranded (mm ²)	2.5	
General Data		
Stripping length (mm)	10	
Insulation material	PA	
T / W (mm)	5.1 / 68	
H / H on TS-35 (mm)	46 / 47.5	
Package	100	
Color	Part number	Package
■	AKK2.5-RD	100
■	AKK2.5-BL	100
Part number	Package	
AKK2.5C	50	
DSD01-2.502N	50	
DSD01-2.503N	50	
DSD01-2.504N	50	
DSD01-2.505N	10	
DSD01-2.510N	10	
DSD01-2.520N	10	
DSD06-2.5500T	1	
TM42W	10	
TM-R100	10	
TS-35	20	
TS-35/15	10	
0.6 x 3.5 DNT11-0107		

* Using DSD06-2.5500T Plug-in bridge, the rated current will drop to 17.5A




AKK4		
Rated Data	UL	IEC
Rated Voltage (V)	300	630
Rated Current (A)	25	28
Rated impulse voltage	8KV	
Wire range (AWG/mm ²)	28~10	0.2~4
Connection Capacity		
Max. Solid (mm ²)	4	
Max. Stranded (mm ²)	4	
General Data		
Stripping length (mm)	10	
Insulation material	PA	
T / W (mm)	6.1 / 86	
H / H on TS-35 (mm)	46 / 47.5	
Package	50	
Color	Part number	Package
■	AKK4-RD	50
■	AKK4-BL	50
Part number	Package	
AKK4C	50	
DSD01-402N	50	
DSD01-403N	50	
DSD01-404N	50	
DSD01-405N	10	
DSD01-410N	10	
DSD01-420N	10	
TM43W	10	
TM-R100	10	
TS-35	20	
TS-35/15	10	
0.6 x 3.5 DNT11-0107		



AKK2.5-PV		
Rated Data	UL	IEC
Rated Voltage (V)	300	630
Rated Current (A)	20	20
Rated impulse voltage	8KV	
Wire range (AWG/mm ²)	30~12	0.2~2.5
Connection Capacity		
Max. Solid (mm ²)	2.5	
Max. Stranded (mm ²)	2.5	
General Data		
Stripping length (mm)	10	
Insulation material	PA	
T / W (mm)	5.1 / 68	
H / H on TS-35 (mm)	46 / 47.5	
Package	100	
Color	Part number	Package
■	AKK2.5-PV-RD	100
■	AKK2.5-PV-BL	100
Part number	Package	
AKK2.5C	50	
DSD01-2.502N	50	
DSD01-2.503N	50	
DSD01-2.504N	50	
DSD01-2.505N	10	
DSD01-2.510N	10	
DSD01-2.520N	10	
DSD06-2.5500T	1	
TM42W	10	
TM-R100	10	
TS-35	20	
TS-35/15	10	
0.6 x 3.5 DNT11-0107		

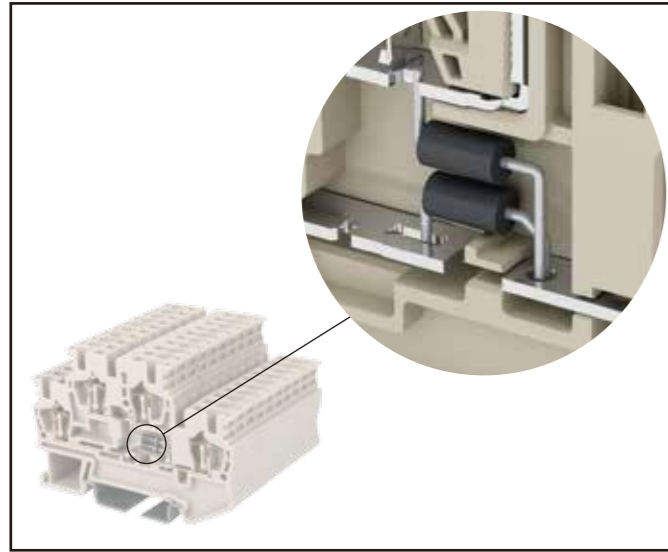
* Using DSD06-2.5500T Plug-in bridge, the rated current will drop to 17.5A




AKK2.5-PE		
Rated Data	UL	IEC
Rated Voltage (V)	300	630
Rated Current (A)		
Rated impulse voltage	8KV	
Wire range (AWG/mm ²)	30~12	0.2~2.5
Connection Capacity		
Max. Solid (mm ²)	2.5	
Max. Stranded (mm ²)	2.5	
General Data		
Stripping length (mm)	10	
Insulation material	PA	
T / W (mm)	5.1 / 68	
H / H on TS-35 (mm)	46.5 / 47.5	
Package	100	
Color	Part number	Package
	AKK2.5C-GN	50
Part number	Package	
AKK2.5C	50	
DSD01-2.502N	50	
DSD01-2.503N	50	
DSD01-2.504N	50	
DSD01-2.505N	10	
DSD01-2.510N	10	
DSD01-2.520N	10	
DSD06-2.5500T	1	
TM42W	10	
TM-R100	10	
TS-35	20	
TS-35/15	10	
0.4 x 2.5 DNT11-0102		

Spring Clamp Connection

Bi-Level Diode Terminal Blocks



Support electronic component



Easy-fast wiring




AKK2.5-D is a diode terminal block that is used for fast and reliable protection against reversed currents.

Although standard products can generally be used in AC applications, a more specific approach is required for DC applications, such as photovoltaic applications.

AKK2.5-DXX


Accessories

End cover	
Plug-in bridge	
2	
3	
4	
5	
10	
20	
Marking label	
Continuous flat marking label	
DIN rail	
Tool (mm)	




AKK2.5-D01		
Rated Data	UL	IEC
Rated Voltage (V)	250	250
Rated Current (A)	0.5	0.5
Voltage Reversal (V)	1000	1000
Rated impulse voltage	8KV	
Wire range (AWG/mm ²)	30~12	0.2~2.5
Connection Capacity		
Max. Solid (mm ²)	2.5	
Max. Stranded (mm ²)	2.5	
General Data		
Stripping length (mm)	10	
Insulation material	PA	
T / W (mm)	5.1 / 68	
H / H on TS-35 (mm)	46 / 47.5	
Package	100	
Part number	Package	
AKK2.5C	50	
DSD01-2.502N	50	
DSD01-2.503N	50	
DSD01-2.504N	50	
DSD01-2.505N	10	
DSD01-2.510N	10	
DSD01-2.520N	10	
TM42W	10	
TM-R100	10	
TS-35	20	
TS-35/15	10	
0.6 x 3.5 DNT11-0107		


Bi-Level Diode Terminal Blocks




AKK2.5-D02		
Rated Data	UL	IEC
Rated Voltage (V)	250	250
Rated Current (A)	0.5	0.5
Voltage Reversal (V)	1000	1000
Rated impulse voltage	8KV	
Wire range (AWG/mm ²)	30~12	0.2~2.5
Connection Capacity		
Max. Solid (mm ²)	2.5	
Max. Stranded (mm ²)	2.5	
General Data		
Stripping length (mm)	10	
Insulation material	PA	
T / W (mm)	5.1 / 68	
H / H on TS-35 (mm)	46 / 47.5	
Package	100	
Part number	Package	
AKK2.5C	50	
DSD01-2.502N	50	
DSD01-2.503N	50	
DSD01-2.504N	50	
DSD01-2.505N	10	
DSD01-2.510N	10	
DSD01-2.520N	10	
TM42W	10	
TM-R100	10	
TS-35	20	
TS-35/15	10	
0.6 x 3.5 DNT11-0107		



AKK2.5-D03		
Rated Data	UL	IEC
Rated Voltage (V)	250	250
Rated Current (A)	0.5	0.5
Voltage Reversal (V)	1000	1000
Rated impulse voltage	8KV	
Wire range (AWG/mm ²)	30~12	0.2~2.5
Connection Capacity		
Max. Solid (mm ²)	2.5	
Max. Stranded (mm ²)	2.5	
General Data		
Stripping length (mm)	10	
Insulation material	PA	
T / W (mm)	5.1 / 68	
H / H on TS-35 (mm)	46 / 47.5	
Package	100	
Part number	Package	
AKK2.5C	50	
DSD01-2.502N	50	
DSD01-2.503N	50	
DSD01-2.504N	50	
DSD01-2.505N	10	
DSD01-2.510N	10	
DSD01-2.520N	10	
TM42W	10	
TM-R100	10	
TS-35	20	
TS-35/15	10	
0.6 x 3.5 DNT11-0107		



AKK2.5-D04		
Rated Data	UL	IEC
Rated Voltage (V)	250	250
Rated Current (A)	0.5	0.5
Voltage Reversal (V)	1000	1000
Rated impulse voltage	8KV	
Wire range (AWG/mm ²)	30~12	0.2~2.5
Connection Capacity		
Max. Solid (mm ²)	2.5	
Max. Stranded (mm ²)	2.5	
General Data		
Stripping length (mm)	10	
Insulation material	PA	
T / W (mm)	5.1 / 68	
H / H on TS-35 (mm)	46 / 47.5	
Package	100	
Part number	Package	
AKK2.5C	50	
DSD01-2.502N	50	
DSD01-2.503N	50	
DSD01-2.504N	50	
DSD01-2.505N	10	
DSD01-2.510N	10	
DSD01-2.520N	10	
TM42W	10	
TM-R100	10	
TS-35	20	
TS-35/15	10	
0.6 x 3.5 DNT11-0107		



Rated Data	UL	IEC
Rated Voltage (V)		
Rated Current (A)		
Voltage Reversal (V)		
Rated impulse voltage		
Wire range (AWG/mm ²)		
Connection Capacity		
Max. Solid (mm ²)		
Max. Stranded (mm ²)		
General Data		
Stripping length (mm)		
Insulation material		
T / W (mm)		
H / H on TS-35 (mm)		
Package		
Part number	Package	

Spring Clamp Connection

AK Fuse/Knife and Disconnect Terminal Blocks Introduction




Disconnect terminal blocks perform an important function in applications of measurement, regulation and control systems in order to quickly detect fault points and check status under zero voltage conditions.


User-friendly disconnect knife with low contact resistance and high current-carrying capacity saves application space.



Three kinds of knife design available; AKP-TP and AKP-TG are able to connect and disconnect connection quickly. AKP-CP is able to be equipped with diodes, resistors or other components to meet requests from various circuit tests.



Fuse and disconnect terminal blocks support cartridge fuse and 5V~300V two-way LED indicator which is for different current direction identification.



With 2 bridging slots design, any numbers of terminal block can be connected to short-circuit and configuration through 2P plug-in bridge. Continuous flat marking label provides clear identification and offers easy installation.

Knife and Disconnect Terminal Blocks




AK2.5-T series is a design with a universal socket on the top, which facilitates the insertion of different kinds of isolation plug, feed-through connectors and component connectors to carry out the disconnect function.

A complete range of accessories is available for easy identification, grouping and plug-in bridge applications.

AK2.5..T


Accessories

End cover	
Partition plate	
Plug-in bridge	
2	
3	
4	
5	
10	
20	
Plug-in bridge 500	
Test plug	
Spacer	
Marking label (Center / Outer)	
Continuous flat marking label (Center / Outer)	
DIN rail	
Tool (mm)	




AK2.5-T		
Rated Data	UL	IEC
Rated Voltage (V)	300	400
Rated Current (A)	16	21
Rated impulse voltage	6KV	
Wire range (AWG/mm ²)	28~12	0.2~2.5
Connection Capacity		
Max. Solid (mm ²)	2.5	
Max. Stranded (mm ²)	2.5	
General Data		
Stripping length (mm)	10	
Insulation material	PA	
T / W (mm)	5.1 / 60.8	
H / H on TS-35 (mm)	35 / 36.5	
Package	50	

Color	Part number	Package
■	AK2.5-T-RD	50
■	AK2.5-T-BL	50
Part number		
	AK2.5C-TN	50
	AKSPS-003	50
	DSD01-2.502N	50
	DSD01-2.503N	50
	DSD01-2.504N	50
	DSD01-2.505N	10
	DSD01-2.510N	10
	DSD01-2.520N	10
	DSD06-2.5500T	1
	0208-T001	
	0208-E001	
	TM47W / TM42W	10
	TM-R200 / TM-R100	10
	TS-35	20
	TS-35/15	10
	0.6 x 3.5 DNT11-0107	



AK2.5-TP		
Rated Data	UL	IEC
Rated Voltage (V)	300	400
Rated Current (A)	16	21
Rated impulse voltage	6KV	
Wire range (AWG/mm ²)	28~12	0.2~2.5
Connection Capacity		
Max. Solid (mm ²)	2.5	
Max. Stranded (mm ²)	2.5	
General Data		
Stripping length (mm)	10	
Insulation material	PA	
T / W (mm)	5.1 / 60.8	
H / H on TS-35 (mm)	49.1 / 50.6	
Package	100	

Color	Part number	Package
■	AK2.5-TP-RD	100
■	AK2.5-TP-BL	100
Part number		
	AK2.5C-TN	50
	AKSPS-003	50
	DSD01-2.502N	50
	DSD01-2.503N	50
	DSD01-2.504N	50
	DSD01-2.505N	10
	DSD01-2.510N	10
	DSD01-2.520N	10
	DSD06-2.5500T	1
	TM47W / TM42W	10
	TM-R200 / TM-R100	10
	TS-35	20
	TS-35/15	10
	0.6 x 3.5 DNT11-0107	



AK2.5-TG		
Rated Data	UL	IEC
Rated Voltage (V)	300	400
Rated Current (A)	16	21
Rated impulse voltage	6KV	
Wire range (AWG/mm ²)	28~12	0.2~2.5
Connection Capacity		
Max. Solid (mm ²)	2.5	
Max. Stranded (mm ²)	2.5	
General Data		
Stripping length (mm)	10	
Insulation material	PA	
T / W (mm)	5.1 / 60.8	
H / H on TS-35 (mm)	36.7 / 38.2	
Package	50	

Color	Part number	Package
■	AK2.5-TG-RD	50
■	AK2.5-TG-BL	50
Part number		
	AK2.5C-TN	50
	AKSPS-003	50
	DSD01-2.502N	50
	DSD01-2.503N	50
	DSD01-2.504N	50
	DSD01-2.505N	10
	DSD01-2.510N	10
	DSD01-2.520N	10
	DSD06-2.5500T	1
	TM47W / TM42W	10
	TM-R200 / TM-R100	10
	TS-35	20
	TS-35/15	10
	0.6 x 3.5 DNT11-0107	


Knife and Disconnect Terminal Blocks



AK2.5-T series is a design with a universal socket on the top, which facilitates the insertion of different kinds of isolation plug, feed-through connectors and component connectors to carry out the disconnect function.


A complete range of accessories is available for easy identification, grouping and plug-in bridge applications.

AK2.5..T




AK2.5-CP		
Rated Data	UL	IEC
Rated Voltage (V)	300	400
Rated Current (A)	6	6
Rated impulse voltage	6KV	
Wire range (AWG/mm ²)	28~12	0.2~2.5
Connection Capacity		
Max. Solid (mm ²)	4	
Max. Stranded (mm ²)	2.5	
General Data		
Stripping length (mm)	10	
Insulation material	PA	
T / W (mm)	5.1 / 60.8	
H / H on TS-35 (mm)	56.5 / 58	
Package	50	

Color	Part number	Package
■	AK2.5-CP-RD	50
■	AK2.5-CP-BL	50
Color	Part number	Package
■	AK2.5C-TN	50
■	AKSPS-003	50
■	DSD01-2.502N	50
■	DSD01-2.503N	50
■	DSD01-2.504N	50
■	DSD01-2.505N	10
■	DSD01-2.510N	10
■	DSD01-2.520N	10
■	DSD06-2.5500T	1
■	TM47W / TM42W	10
■	TM-R200 / TM-R100	10
■	TS-35	20
■	TS-35/15	10
■	0.6 x 3.5 DNT11-0107	



AK2.5-M-5X20		
Rated Data	UL	IEC
Rated Voltage (V)	300	400
Rated Current (A)	10	6.3
Rated impulse voltage	4KV	
Wire range (AWG/mm ²)	28~12	0.2~2.5
Connection Capacity		
Max. Solid (mm ²)	2.5	
Max. Stranded (mm ²)	2.5	
General Data		
Stripping length (mm)	10	
Insulation material	PA	
T / W (mm)	5.1 / 60.8	
H / H on TS-35 (mm)	83.2 / 84.7	
Package	50	

Color	Part number	Package
■	AK2.5C-TN	50
■	AKSPS-003	50
■	DSD01-2.502N	50
■	DSD01-2.503N	50
■	DSD01-2.504N	50
■	DSD01-2.505N	10
■	DSD01-2.510N	10
■	DSD01-2.520N	10
■	DSD06-2.5500T	1
■	0208-T001	
■	0208-E001	
■	TM47W / TM42W	10
■	TM-R200 / TM-R100	10
■	TS-35	20
■	TS-35/15	10
■	0.6 x 3.5 DNT11-0107	



AK2.5-MLXX-5X20		
Rated Data	UL	IEC
Rated Voltage (V)	300	400
Rated Current (A)	10	6.3
Rated impulse voltage	4KV	
Wire range (AWG/mm ²)	28~12	0.2~2.5
Connection Capacity		
Max. Solid (mm ²)	2.5	
Max. Stranded (mm ²)	2.5	
General Data		
Stripping length (mm)	10	
Insulation material	PA	
T / W (mm)	5.1 / 60.8	
H / H on TS-35 (mm)	83.2 / 84.7	
Package	50	

Color	Part number	Package
■	AK2.5C-TN	50
■	AKSPS-003	50
■	DSD01-2.502N	50
■	DSD01-2.503N	50
■	DSD01-2.504N	50
■	DSD01-2.505N	10
■	DSD01-2.510N	10
■	DSD01-2.520N	10
■	DSD06-2.5500T	1
■	TM47W / TM42W	10
■	TM-R200 / TM-R100	10
■	TS-35	20
■	TS-35/15	10
■	0.6 x 3.5 DNT11-0107	

* AK2.5-MLXX-5X20 with LED display.

Part number	LED	Voltage
AK2.5-ML24-5X20	with LED light	24V
AK2.5-ML60-5X20	with LED light	60V
AK2.5-ML250-5X20	with LED light	250V

Accessories

End cover	
Partition plate	
Plug-in bridge	
2	
3	
4	
5	
10	
20	
Plug-in bridge 500	
Test plug	
Spacer	
Marking label (Center / Outer)	
Continuous flat marking label (Center / Outer)	
DIN rail	
Tool (mm)	

Knife and Disconnect Terminal Blocks




AK4-T series is a design with a universal socket on the top, which facilitates the insertion of different kinds of isolation plug, feed-through connectors and component connectors to carry out the disconnect function.

A complete range of accessories is available for easy identification, grouping and plug-in bridge applications.

AK 4..


Accessories

Partition plate	
Plug-in bridge	
2	
3	
4	
5	
10	
20	
Test plug	
Spacer	
Marking label	
Continuous flat marking label	
DIN rail	
Tool (mm)	




AK4-T		
Rated Data	UL	IEC
Rated Voltage (V)	300	400
Rated Current (A)	20	30
Rated impulse voltage	6KV	
Wire range (AWG/mm ²)	28~10	0.2~4
Connection Capacity		
Max. Solid (mm ²)	1.5	
Max. Stranded (mm ²)	1.5	
General Data		
Stripping length (mm)	10	
Insulation material	PA	
T / W (mm)	6.1 / 61.8	
H / H on TS-35 (mm)	35 / 36.5	
Package	50	

Color	Part number	Package
■	AK4-TP-RD	50
■	AK4-TP-BL	50
■	AKSPS-003	50
■	DSD01-402N	50
■	DSD01-403N	50
■	DSD01-404N	50
■	DSD01-405N	10
■	DSD01-410N	10
■	DSD01-420N	10
■	0208-T001	
■	0208-E001	
■	TM43W	10
■	TM-R100	10
■	TS-35	20
■	TS-35/15	10
■	0.6 x 3.5 DNT11-0107	



AK4-TP		
Rated Data	UL	IEC
Rated Voltage (V)	300	400
Rated Current (A)	20	30
Rated impulse voltage	6KV	
Wire range (AWG/mm ²)	28~10	0.2~4
Connection Capacity		
Max. Solid (mm ²)	1.5	
Max. Stranded (mm ²)	1.5	
General Data		
Stripping length (mm)	10	
Insulation material	PA	
T / W (mm)	6.1 / 61.8	
H / H on TS-35 (mm)	49.1 / 50.6	
Package	50	

Color	Part number	Package
■	AK4-TP-RD	50
■	AK4-TP-BL	50
■	AKSPS-003	50
■	DSD01-402N	50
■	DSD01-403N	50
■	DSD01-404N	50
■	DSD01-405N	10
■	DSD01-410N	10
■	DSD01-420N	10
■	0208-T001	
■	0208-E001	
■	TM43W	10
■	TM-R100	10
■	TS-35	20
■	TS-35/15	10
■	0.6 x 3.5 DNT11-0107	



AK4-TG		
Rated Data	UL	IEC
Rated Voltage (V)	300	400
Rated Current (A)	20	30
Rated impulse voltage	6KV	
Wire range (AWG/mm ²)	28~10	0.2~4
Connection Capacity		
Max. Solid (mm ²)	1.5	
Max. Stranded (mm ²)	1.5	
General Data		
Stripping length (mm)	10	
Insulation material	PA	
T / W (mm)	6.1 / 61.8	
H / H on TS-35 (mm)	36.7 / 38.2	
Package	50	

Color	Part number	Package
■	AK4-TG-RD	50
■	AK4-TG-BL	50
■	AKSPS-003	50
■	DSD01-402N	50
■	DSD01-403N	50
■	DSD01-404N	50
■	DSD01-405N	10
■	DSD01-410N	10
■	DSD01-420N	10
■	0208-T001	
■	0208-E001	
■	TM43W	10
■	TM-R100	10
■	TS-35	20
■	TS-35/15	10
■	0.6 x 3.5 DNT11-0107	

Knife and Disconnect Terminal Blocks


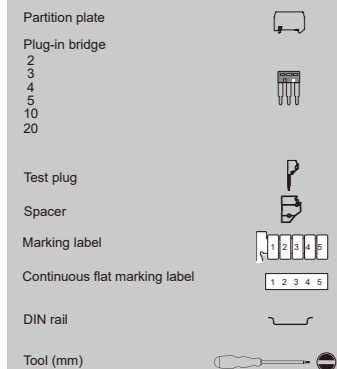


AK4-T series is a design with a universal socket on the top, which facilitates the insertion of different kinds of isolation plug, feed-through connectors and component connectors to carry out the disconnect function.

A complete range of accessories is available for easy identification, grouping and plug-in bridge applications.


AK 4..

Accessories




AK4-CP			
Rated Data	UL	IEC	
Rated Voltage (V)	300	400	
Rated Current (A)	6	6	
Rated impulse voltage	6KV		
Wire range (AWG/mm ²)	28~10	0.2~6	
Connection Capacity			
Max. Solid (mm ²)	1.5		
Max. Stranded (mm ²)	1.5		
General Data			
Stripping length (mm)	10		
Insulation material	PA		
T / W (mm)	6.1 / 61.8		
H / H on TS-35 (mm)	56.5 / 58		
Package	100		

Color	Part number	Package
■	AK4-CP-RD	100
■	AK4-CP-BL	100
Color	Part number	Package
■	AKSPS-003	50
■	DSD01-402N	50
■	DSD01-403N	50
■	DSD01-404N	50
■	DSD01-405N	10
■	DSD01-410N	10
■	DSD01-420N	10
■	0208-T002	
■	0208-E002	
■	TM43W	10
■	TM-R100	10
■	TS-35	20
■	TS-35/15	10
■	0.6 x 3.5 DNT11-0107	



AK4-M-5X20			
Rated Data	UL	IEC	
Rated Voltage (V)	300	400	
Rated Current (A)	10	6.3	
Rated impulse voltage	4KV		
Wire range (AWG/mm ²)	28~10	0.2~4	
Connection Capacity			
Max. Solid (mm ²)	1.5		
Max. Stranded (mm ²)	1.5		
General Data			
Stripping length (mm)	10		
Insulation material	PA		
T / W (mm)	6.1 / 61.8		
H / H on TS-35 (mm)	83.2 / 84.7		
Package	50		

Color	Part number	Package
■	AKSPS-003	50
■	DSD01-402N	50
■	DSD01-403N	50
■	DSD01-404N	50
■	DSD01-405N	10
■	DSD01-410N	10
■	DSD01-420N	10
■	0208-T002	
■	0208-E002	
■	TM43W	10
■	TM-R100	10
■	TS-35	20
■	TS-35/15	10
■	0.6 x 3.5 DNT11-0107	



AK4-MLXX-5X20			
Rated Data	UL	IEC	
Rated Voltage (V)	300	400	
Rated Current (A)	10	6.3	
Rated impulse voltage	4KV		
Wire range (AWG/mm ²)	28~10	0.2~4	
Connection Capacity			
Max. Solid (mm ²)	1.5		
Max. Stranded (mm ²)	1.5		
General Data			
Stripping length (mm)	10		
Insulation material	PA		
T / W (mm)	6.1 / 61.8		
H / H on TS-35 (mm)	83.2 / 84.7		
Package	50		

Color	Part number	Package
■	AKSPS-003	50
■	DSD01-402N	50
■	DSD01-403N	50
■	DSD01-404N	50
■	DSD01-405N	10
■	DSD01-410N	10
■	DSD01-420N	10
■	0208-T002	
■	0208-E002	
■	TM43W	10
■	TM-R100	10
■	TS-35	20
■	TS-35/15	10
■	0.6 x 3.5 DNT11-0107	

* AK4-MLXX-5X20 with LED display.

Part number	LED	Voltage
AK4-ML24-5X20	with LED light	24V
AK4-ML60-5X20	with LED light	60V
AK4-ML250-5X20	with LED light	250V

3-Conductor Knife and Disconnect Terminal Blocks


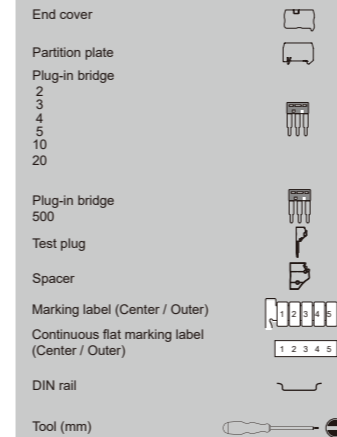


AK2.5-TN-T series is a design with a universal socket on the top, which facilitates the insertion of different kinds of isolation plug, feed-through connectors and component connectors to carry out the disconnect function.

A complete range of accessories is available for easy identification, grouping and plug-in bridge applications.


AK 2.5-TN-..

Accessories




AK2.5-TN-T			
Rated Data	UL	IEC	
Rated Voltage (V)	300	400	
Rated Current (A)	16	21	
Rated impulse voltage	6KV		
Wire range (AWG/mm ²)	28~12	0.2~2.5	
Connection Capacity			
Max. Solid (mm ²)	1.5		
Max. Stranded (mm ²)	1.5		
General Data			
Stripping length (mm)	10		
Insulation material	PA		
T / W (mm)	5.1 / 72.6		
H / H on TS-35 (mm)	35 / 36.5		
Package	50		

Color	Part number	Package
■	AK2.5-TN-T-RD	50
■	AK2.5-TN-T-BL	50
■	AK2.5C-TR	50
■	AKSPS-004	50
■	DSD01-2.502N	50
■	DSD01-2.503N	50
■	DSD01-2.504N	50
■	DSD01-2.505N	10
■	DSD01-2.510N	10
■	DSD01-2.520N	10
■	DSD06-2.5500T	1
■	0208-T001	
■	0208-E001	
■	TM47W / TM42W	10
■	TM-R200 / TM-R100	10
■	TS-35	20
■	TS-35/15	10
■	0.6 x 3.5 DNT11-0107	



AK2.5-TN-TP			
Rated Data	UL	IEC	
Rated Voltage (V)	300	400	
Rated Current (A)	16	21	
Rated impulse voltage	6KV		
Wire range (AWG/mm ²)	28~12	0.2~2.5	
Connection Capacity			
Max. Solid (mm ²)	1.5		
Max. Stranded (mm ²)	1.5		
General Data			
Stripping length (mm)	10		
Insulation material	PA		
T / W (mm)	5.1 / 72.6		
H / H on TS-35 (mm)	49.1 / 50.6		
Package	100		

Color	Part number	Package
■	AK2.5-TN-TP-RD	100
■	AK2.5-TN-TP-BL	100
■	AK2.5C-TR	50
■	AKSPS-004	50
■	DSD01-2.502N	50
■	DSD01-2.503N	50
■	DSD01-2.504N	50
■	DSD01-2.505N	10
■	DSD01-2.510N	10
■	DSD01-2.520N	10
■	DSD06-2.5500T	1
■	TM47W / TM42W	10
■	TM-R200 / TM-R100	10
■	TS-35	20
■	TS-35/15	10
■	0.6 x 3.5 DNT11-0107	



AK2.5-TN-TG			
Rated Data	UL	IEC	
Rated Voltage (V)	300	400	
Rated Current (A)	16	21	
Rated impulse voltage	6KV		
Wire range (AWG/mm ²)	28~12	0.2~2.5	
Connection Capacity			
Max. Solid (mm ²)	1.5		
Max. Stranded (mm ²)	1.5		
General Data			
Stripping length (mm)	10		
Insulation material	PA		
T / W (mm)	5.1 / 72.6		
H / H on TS-35 (mm)	36.7 / 38.2		
Package	50		

Color	Part number	Package
■	AK2.5-TN-TG-RD	50
■	AK2.5-TN-TG-BL	50
■	AK2.5C-TR	50
■	AKSPS-004	50
■	DSD01-2.502N	50
■	DSD01-2.503N	50
■	DSD01-2.504N	50
■	DSD01-2.505N	10
■	DSD01-2.510N	10
■	DSD01-2.520N	10
■	DSD06-2.5500T	1
■	TM47W / TM42W	10
■	TM-R200 / TM-R100	10
■	TS-35	20
■	TS-35/15	10
■	0.6 x 3.5 DNT11-0107	


Knife and Disconnect Terminal Blocks



AK2.5-TN-T series is a design with a universal socket on the top, which facilitates the insertion of different kinds of isolation plug, feed-through connectors and component connectors to carry out the disconnect function.

A complete range of accessories is available for easy identification, grouping and plug-in bridge applications.


AK 2.5-TN-..



AK2.5-TN-CP		
Rated Data	UL	IEC
Rated Voltage (V)	300	400
Rated Current (A)	6	6
Rated impulse voltage	6KV	
Wire range (AWG/mm ²)	28~12	0.2~4
Connection Capacity		
Max. Solid (mm ²)	1.5	
Max. Stranded (mm ²)	1.5	
General Data		
Stripping length (mm)	10	
Insulation material	PA	
T / W (mm)	5.1 / 72.6	
H / H on TS-35 (mm)	56.5 / 58	
Package	100	

Color	Part number	Package
■	AK2.5-TN-CP-RD	100
■	AK2.5-TN-CP-BL	100


Part number	Package
AK2.5C-TR	50
DSD01-2.502N	50
DSD01-2.503N	50
DSD01-2.504N	50
DSD01-2.505N	10
DSD01-2.510N	10
DSD01-2.520N	10
DSD06-2.5500T	1
TM47W / TM42W	10
TM-R200 / TM-R100	10
TS-35	20
TS-35/15	10
0.6 x 3.5 DNT11-0107	



AK2.5TN-M-5X20		
Rated Data	UL	IEC
Rated Voltage (V)	300	400
Rated Current (A)	10	6.3
Rated impulse voltage	4KV	
Wire range (AWG/mm ²)	28~12	0.2~2.5
Connection Capacity		
Max. Solid (mm ²)	1.5	
Max. Stranded (mm ²)	1.5	
General Data		
Stripping length (mm)	10	
Insulation material	PA	
T / W (mm)	5.1 / 72.6	
H / H on TS-35 (mm)	83.2 / 84.7	
Package	50	

Color	Part number	Package
■	AK2.5C-TR	50

Part number	Package
AK2.5C-TR	50
DSD01-2.502N	50
DSD01-2.503N	50
DSD01-2.504N	50
DSD01-2.505N	10
DSD01-2.510N	10
DSD01-2.520N	10
DSD06-2.5500T	1
0208-T001	
0208-E001	
TM47W / TM42W	10
TM-R200 / TM-R100	10
TS-35	20
TS-35/15	10
0.6 x 3.5 DNT11-0107	



AK2.5TN-MLXX-5X20		
Rated Data	UL	IEC
Rated Voltage (V)	300	400
Rated Current (A)	10	6.3
Rated impulse voltage	4KV	
Wire range (AWG/mm ²)	28~12	0.2~2.5
Connection Capacity		
Max. Solid (mm ²)	1.5	
Max. Stranded (mm ²)	1.5	
General Data		
Stripping length (mm)	10	
Insulation material	PA	
T / W (mm)	5.1 / 72.6	
H / H on TS-35 (mm)	83.2 / 84.7	
Package	50	

Color	Part number	Package
■	AK2.5C-TR	50

Part number	Package
AK2.5C-TR	50
DSD01-2.502N	50
DSD01-2.503N	50
DSD01-2.504N	50
DSD01-2.505N	10
DSD01-2.510N	10
DSD01-2.520N	10
DSD06-2.5500T	1
0208-T001	
0208-E001	
TM47W / TM42W	10
TM-R200 / TM-R100	10
TS-35	20
TS-35/15	10
0.6 x 3.5 DNT11-0107	

* AK2.5TN-MLXX-5X20 with LED display.

Part number	LED	Voltage
AK2.5TN-ML24-5X20	with LED light	24V
AK2.5TN-ML60-5X20	with LED light	60V
AK2.5TN-ML250-5X20	with LED light	250V

Accessories

- End cover
- Partition plate
- Plug-in bridge
 - 2
 - 3
 - 4
 - 5
 - 10
 - 20
- Plug-in bridge 500
- Test plug
- Spacer
- Marking label (Center / Outer)
- Continuous flat marking label (Center / Outer)
- DIN rail
- Tool (mm)


4-Conductor Knife and Disconnect Terminal Blocks



AK2.5-TR-T series is a design with a universal socket on the top, which facilitates the insertion of different kinds of isolation plug, feed-through connectors and component connectors to carry out the disconnect function.

A complete range of accessories is available for easy identification, grouping and plug-in bridge applications.


AK2.5-TR-...



AK2.5-TR-T		
Rated Data	UL	IEC
Rated Voltage (V)	300	400
Rated Current (A)	16	21
Rated impulse voltage	6KV	
Wire range (AWG/mm ²)	28~12	0.2~2.5
Connection Capacity		
Max. Solid (mm ²)	1.5	
Max. Stranded (mm ²)	1.5	
General Data		
Stripping length (mm)	10	
Insulation material	PA	
T / W (mm)	5.1 / 84.4	
H / H on TS-35 (mm)	35 / 36.5	
Package	50	

Color	Part number	Package
■	AK2.5-TR-T-RD	50
■	AK2.5-TR-T-BL	50


Part number	Package
AK2.5C-TR-T	50
DSD01-2.502N	50
DSD01-2.503N	50
DSD01-2.504N	50
DSD01-2.505N	10
DSD01-2.510N	10
DSD01-2.520N	10
DSD06-2.5500T	1
0208-T001	
0208-E001	
TM47W / TM42W	10
TM-R200 / TM-R100	10
TS-35	20
TS-35/15	10
0.6 x 3.5 DNT11-0107	



AK2.5-TR-TP		
Rated Data	UL	IEC
Rated Voltage (V)	300	400
Rated Current (A)	16	21
Rated impulse voltage	6KV	
Wire range (AWG/mm ²)	28~12	0.2~2.5
Connection Capacity		
Max. Solid (mm ²)	1.5	
Max. Stranded (mm ²)	1.5	
General Data		
Stripping length (mm)	10	
Insulation material	PA	
T / W (mm)	5.1 / 84.4	
H / H on TS-35 (mm)	49.1 / 50.6	
Package	100	

Color	Part number	Package
■	AK2.5-TR-TP-RD	100
■	AK2.5-TR-TP-BL	100

Part number	Package
AK2.5C-TR-T	50
DSD01-2.502N	50
DSD01-2.503N	50
DSD01-2.504N	50
DSD01-2.505N	10
DSD01-2.510N	10
DSD01-2.520N	10
DSD06-2.5500T	1
TM47W / TM42W	10
TM-R200 / TM-R100	10
TS-35	20
TS-35/15	10
0.6 x 3.5 DNT11-0107	



AK2.5-TR-TG		
Rated Data	UL	IEC
Rated Voltage (V)	300	400
Rated Current (A)	16	21
Rated impulse voltage	6KV	
Wire range (AWG/mm ²)	28~12	0.2~2.5
Connection Capacity		
Max. Solid (mm ²)	1.5	
Max. Stranded (mm ²)	1.5	
General Data		
Stripping length (mm)	10	
Insulation material	PA	
T / W (mm)	5.1 / 84.4	
H / H on TS-35 (mm)	36.7 / 38.2	
Package	50	

Color	Part number	Package
■	AK2.5-TR-TG-RD	50
■	AK2.5-TR-TG-BL	50

Part number	Package
AK2.5C-TR-T	50
DSD01-2.502N	50
DSD01-2.503N	50
DSD01-2.504N	50
DSD01-2.505N	10
DSD01-2.510N	10
DSD01-2.520N	10
DSD06-2.5500T	1
TM47W / TM42W	10
TM-R200 / TM-R100	10
TS-35	20
TS-35/15	10
0.6 x 3.5 DNT11-0107	

Spring Clamp Connection


4-Conductor Knife and Disconnect Terminal Blocks




AK2.5-TR-T series is a design with a universal socket on the top, which facilitates the insertion of different kinds of isolation plug, feed-through connectors and component connectors to carry out the disconnect function.

A complete range of accessories is available for easy identification, grouping and plug-in bridge applications.


AK2.5-TR-...



AK2.5-TR-CP			
Rated Data	UL	IEC	
Rated Voltage (V)	300	400	
Rated Current (A)	6	6	
Rated impulse voltage	6KV		
Wire range (AWG/mm ²)	28~12	0.2~4	
Connection Capacity			
Max. Solid (mm ²)	1.5		
Max. Stranded (mm ²)	1.5		
General Data			
Stripping length (mm)	10		
Insulation material	PA		
T / W (mm)	5.1 / 84.4		
H / H on TS-35 (mm)	56.5 / 58		
Package	100		



AK2.5TR-M-5X20			
Rated Data	UL	IEC	
Rated Voltage (V)	300	400	
Rated Current (A)	10	6.3	
Rated impulse voltage	4KV		
Wire range (AWG/mm ²)	28~12	0.2~2.5	
Connection Capacity			
Max. Solid (mm ²)	1.5		
Max. Stranded (mm ²)	1.5		
General Data			
Stripping length (mm)	10		
Insulation material	PA		
T / W (mm)	5.1 / 84.4		
H / H on TS-35 (mm)	83.2 / 84.7		
Package	50		



AK2.5TR-MLXX-5X20			
Rated Data	UL	IEC	
Rated Voltage (V)	300	400	
Rated Current (A)	10	6.3	
Rated impulse voltage	4KV		
Wire range (AWG/mm ²)	28~12	0.2~2.5	
Connection Capacity			
Max. Solid (mm ²)	1.5		
Max. Stranded (mm ²)	1.5		
General Data			
Stripping length (mm)	10		
Insulation material	PA		
T / W (mm)	5.1 / 84.4		
H / H on TS-35 (mm)	83.2 / 84.7		
Package	50		

Accessories

End cover	
Plug-in bridge	
2	
3	
4	
5	
10	
20	
Plug-in bridge 500	
Test plug	
Spacer	
Marking label (Center / Outer)	
Continuous flat marking label (Center / Outer)	
DIN rail	
Tool (mm)	

Color	Part number	Package
■	AK2.5-TR-CP-RD	100
■	AK2.5-TR-CP-BL	100
Part number	Package	
AK2.5C-TR-T	50	
DSD01-2.502N	50	
DSD01-2.503N	50	
DSD01-2.504N	50	
DSD01-2.505N	10	
DSD01-2.510N	10	
DSD01-2.520N	10	
DSD06-2.5500T	1	
TM47W / TM42W	10	
TM-R200 / TM-R100	10	
TS-35	20	
TS-35/15	10	
0.6 x 3.5 DNT11-0107		

Part number	Package	
AK2.5C-TR-T	50	
DSD01-2.502N	50	
DSD01-2.503N	50	
DSD01-2.504N	50	
DSD01-2.505N	10	
DSD01-2.510N	10	
DSD01-2.520N	10	
DSD06-2.5500T	1	
0208-T001		
0208-E001		
TM47W / TM42W	10	
TM-R200 / TM-R100	10	
TS-35	20	
TS-35/15	10	
0.6 x 3.5 DNT11-0107		

Part number	Package	
AK2.5C-TR-T	50	
DSD01-2.502N	50	
DSD01-2.503N	50	
DSD01-2.504N	50	
DSD01-2.505N	10	
DSD01-2.510N	10	
DSD01-2.520N	10	
DSD06-2.5500T	1	
0208-T001		
0208-E001		
TM47W / TM42W	10	
TM-R200 / TM-R100	10	
TS-35	20	
TS-35/15	10	
0.6 x 3.5 DNT11-0107		

* AK2.5TR-MLXX-5X20 with LED display.

Part number	LED	Voltage
AK2.5TR-ML24-5X20	with LED light	24V
AK2.5TR-ML60-5X20	with LED light	60V
AK2.5TR-ML250-5X20	with LED light	250V

Fuse Disconnect Terminal Blocks




Fuse and disconnect terminal blocks can utilize the standard 5X20mm fuse holder. The fuse holder can be lifted for quick fuse replacement in the compartment. The product takes the advantages of simple power distribution and easy fuse insertion.

Fuse is excluded in the standard part number.

AK 4.-TF-..


Accessories

Partition plate	
Plug-in bridge	
2	
3	
4	
5	
10	
20	
Fuse	
Marking label	
Continuous flat marking label	
DIN rail	
Tool (mm)	



AK4-TF(5X20)			
Rated Data	UL	IEC	
Rated Voltage (V)	300		
Rated Current (A)	11		
Rated impulse voltage	6KV		
Wire range (AWG/mm ²)	28~10	0.2~6	
Connection Capacity			
Max. Solid (mm ²)	1.5		
Max. Stranded (mm ²)	1.5		
General Data			
Stripping length (mm)	10		
Insulation material	PA		
T / W (mm)	6.1 / 61.8		
H / H on TS-35 (mm)	63.1 / 64.6		
Package	100		

Color	Part number	Package
	AKSPS-003	50
	DSD01-402N	50
	DSD01-403N	50
	DSD01-404N	50
	DSD01-405N	10
	DSD01-410N	10
	DSD01-420N	10
	FUK1A-01	50
	FUK2A-01	50
	FUK6.3A-01	50
	TM43W	10
	TM-R100	10
	TS-35	20
	TS-35/15	10
	0.6 x 3.5 DNT11-0107	




AK4-TFLXX(5X20)			
Rated Data	UL	IEC	
Rated Voltage (V)	300		
Rated Current (A)	11		
Rated impulse voltage	6KV		
Wire range (AWG/mm ²)	28~10	0.2~6	
Connection Capacity			
Max. Solid (mm ²)	1.5		
Max. Stranded (mm ²)	1.5		
General Data			
Stripping length (mm)	10		
Insulation material	PA		
T / W (mm)	6.1 / 61.8		
H / H on TS-35 (mm)	63.1 / 64.6		
Package	100		

Color	Part number	Package
	AKSPS-003	50
	DSD01-402N	50
	DSD01-403N	50
	DSD01-404N	50
	DSD01-405N	10
	DSD01-410N	10
	DSD01-420N	10
	FUK1A-01	50
	FUK2A-01	50
	FUK6.3A-01	50
	TM43W	10
	TM-R100	10
	TS-35	20
	TS-35/15	10
	0.6 x 3.5 DNT11-0107	

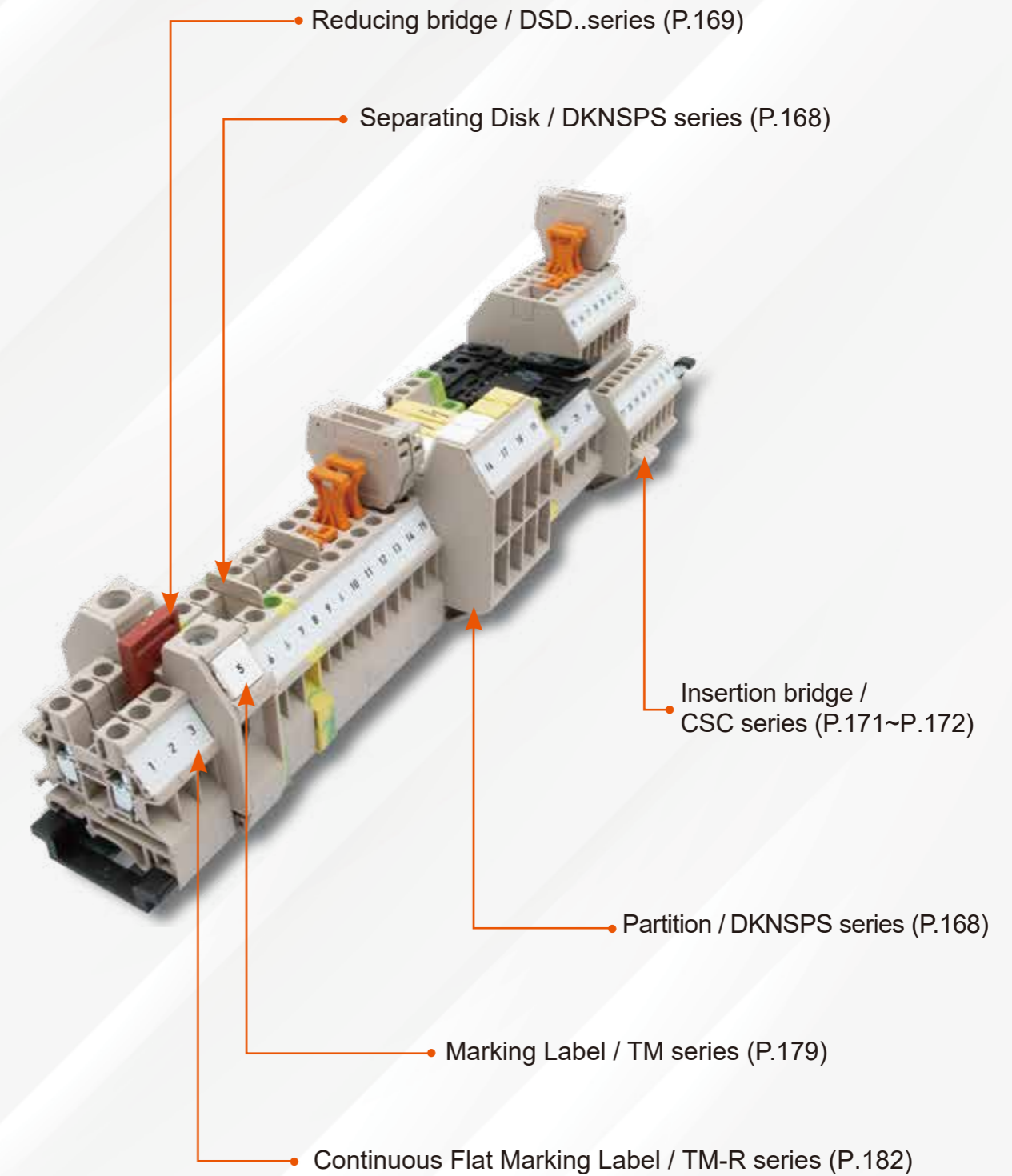
* AK4-TFLXX(5X20) with LED display.

Part number	LED	Voltage
AK4-TFL5(5X20)	with LED light	5V
AK4-TFL12(5X20)	with LED light	12V
AK4-TFL24(5X20)	with LED light	24V
AK4-TFL48(5X20)	with LED light	48V
AK4-TFL110(5X20)	with LED light	110V
AK4-TFL220(5X20)	with LED light	220V
AK4-TFL300(5X20)	with LED light	300V

Screw Connection Terminal Block



- Potential power distribution can be arranged using various plug-in, insertion and screw-on bridges.
- IEC 60947-7-1 & UL 1059 compliance.



Feed-through Terminal Blocks




DK..N series is a screw type terminal block, which wireage is designed for large wiring contact, vibration proof and high reliability, suitable for wire sizes from 2.5 mm² to 35mm². Power distribution can be adjusted by using plug-in bridge on the top and insertion bridge on the side. Various accessories is available for identification and bridging applications.

DK..N


Accessories

- End cover
- Partition plate
- Separating disk
- Plug-in bridge
 - 2
 - 3
 - 4
 - 5
 - 10
 - 20
- Plug-in bridge 500
- Plug-in bridge
 - 2
 - 3
 - 4
 - 5
- Insertion bridge
 - 2
 - 3
 - 4
 - 5
 - 10
- Reducing bridge
- Test plug
- Lever
- Safety cap
- Marking label
- Continuous flat marking label
- DIN rail
- Tool (mm)




DK2.5N		
Rated Data	UL	IEC
Rated Voltage (V)	600	1000
Rated Current (A)	20	24
Rated impulse voltage	8KV	
Wire range (AWG/mm ²)	22~12	0.34~2.5
Connection Capacity		
Max. Solid (mm ²)	4	
Max. Stranded (mm ²)	2.5	
General Data		
Torque (N.m)	0.4	0.4
Screw thread	M2.5	
Stripping length (mm)	9~11	
Insulation material	PA	
T / W (mm)	5.1 / 40.7	
H / H on TS-35 (mm)	39.6 / 41.8	
Package	100	

Color	Part number	Package
■	DK2.5N-RD	100
■	DK2.5N-BL	100
Part number	Package	
DK4NC	50	
DK4NCA	50	
DKNSPS-005	50	
DKNSPS-008	50	
DKNSPS-001	50	
DSS2.5N-02P	50	
DSS2.5N-03P	50	
DSS2.5N-04P	50	
DSS2.5N-05P	10	
DSS2.5N-10P	10	
DSS2.5N-20P	10	
DSD02-2.5500T	1	
DSS2.5N-6688-02P	50	
DSS2.5N-6688-03P	10	
DSS2.5N-6688-04P	10	
DSS2.5N-6688-05P	10	
CSC-2.502PN	50	
CSC-2.503PN	50	
CSC-2.504PN	50	
CSC-2.505PN	10	
CSC-2.510PN	10	
DSD02-2.5/6	50	
DSD02-2.5/10	50	
DSD02-2.5/16	50	
0175-T002		
0175L1		
DK2.5N-KP	50	
DK2.5N-KP(Y)	50	
TM47W	10	
TM-R200	10	
TS-35	20	
TS-35/15	10	
#0 / 3.0 DNT11-0201		



DK4N		
Rated Data	UL	IEC
Rated Voltage (V)	600	1000
Rated Current (A)	30	32
Rated impulse voltage	8KV	
Wire range (AWG/mm ²)	22~10	0.34~4
Connection Capacity		
Max. Solid (mm ²)	6	
Max. Stranded (mm ²)	4	
General Data		
Torque (N.m)	0.6	0.5
Screw thread	M3	
Stripping length (mm)	9~11	
Insulation material	PA	
T / W (mm)	6.1 / 40.7	
H / H on TS-35 (mm)	39.6 / 41.8	
Package	100	


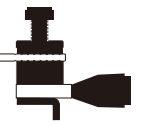
Color	Part number	Package
■	DK4N-RD	100
■	DK4N-BL	100
Part number	Package	
DK4NC	50	
DK4NCA	50	
DKNSPS-005	50	
DKNSPS-008	50	
DKNSPS-001	50	
DSS4N-02P	50	
DSS4N-03P	50	
DSS4N-04P	50	
DSS4N-05P	10	
DSS4N-10P	10	
DSS4N-20P	10	
CSC-402PN	50	
CSC-403PN	50	
CSC-404PN	50	
CSC-405PN	10	
CSC-410PN	10	
DSD02-4/6	50	
DSD02-4/10	50	
DSD02-4/16	50	
DK4N-KP	50	
DK4N-KP(Y)	50	
TM48W	10	
TM-R200	10	
TS-35	20	
TS-35/15	10	
#0 / 3.0 DNT11-0201		



DK6N		
Rated Data	UL	IEC
Rated Voltage (V)	600	1000
Rated Current (A)	50	41
Rated impulse voltage	8KV	
Wire range (AWG/mm ²)	20~8	0.5~6
Connection Capacity		
Max. Solid (mm ²)	10	
Max. Stranded (mm ²)	6	
General Data		
Torque (N.m)	1.2	1.2
Screw thread	M4	
Stripping length (mm)	12~14	
Insulation material	PA	
T / W (mm)	8 / 43.3	
H / H on TS-35 (mm)	46.3 / 47.3	
Package	100	


Color	Part number	Package
■	DK6N-RD	100
■	DK6N-BL	100
Part number	Package	
DK6NC	50	
DK6NCA	50	
DK6NCB	50	
DKNSPS-008	50	
DSS6N-02P	50	
DSS6N-03P	50	
DSS6N-04P	50	
DSS6N-05P	10	
DSS6N-10P	10	
CSC-602PN	50	
CSC-603PN	50	
CSC-604PN	50	
CSC-605PN	10	
CSC-610PN	10	
DSD02-2.5/6	50	
DSD02-2.5/10	50	
DSD02-6/16	50	
DK6N-KP	50	
DK6N-KP(Y)	50	
TM49W	10	
TM-R200	10	
TS-35	20	
TS-35/15	10	
#1 / 5.0 DNT11-0202		

Feed-through Terminal Blocks




DK10N		
Rated Data	UL	IEC
Rated Voltage (V)	600	1000
Rated Current (A)	60	57
Rated impulse voltage	8KV	
Wire range (AWG/mm ²)	20~6	0.5~10
Connection Capacity		
Max. Solid (mm ²)	16	
Max. Stranded (mm ²)	10	
General Data		
Torque (N.m)	1.3	1.2
Screw thread	M4	
Stripping length (mm)	12~14	
Insulation material	PA	
T / W (mm)	10 / 43.2	
H / H on TS-35 (mm)	49.3 / 50.2	
Package	50	

Color	Part number	Package
■	DK10N-RD	50
■	DK10N-BL	50
Part number	Package	
DK10NC	50	
DK10NCA	50	
DKNSPS-009	50	
DKNSPS-002	50	
DSS10N-02P	10	
DSS10N-03P	10	
DSS10N-04P	10	
DSS10N-05P	10	
DSS10N-10P	10	
CSC-1002PN	10	
CSC-1003PN	10	
CSC-1004PN	10	
CSC-1005PN	10	
CSC-1010PN	10	
DSD02-2.5/10	50	
DSD02-4/10	50	
DK10N-KP	50	
DK10N-KP(Y)	50	
TM50W	10	
TM-R200	10	
TS-35	20	
TS-35/15	10	
#1 / 5.0 DNT11-0202		



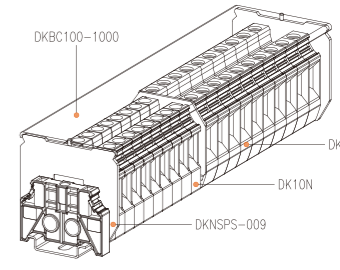
DK16N		
Rated Data	UL	IEC
Rated Voltage (V)	600	1000
Rated Current (A)	88	76
Rated impulse voltage	8KV	
Wire range (AWG/mm ²)	14~3	1.5~16
Connection Capacity		
Max. Solid (mm ²)	25	
Max. Stranded (mm ²)	16	
General Data		
Torque (N.m)	3.4	2
Screw thread	M5	
Stripping length (mm)	14~16	
Insulation material	PA	
T / W (mm)	12 / 49.6	
H / H on TS-35 (mm)	51.3 / 56.15	
Package	50	

Color	Part number	Package
■	DK16N-RD	50
■	DK16N-BL	50
Part number	Package	
DK16NC	50	
DK16NCA	50	
DKNSPS-009	50	
DKNSPS-004	50	
DSS16N-02PN	10	
CSC-1602P	10	
CSC-1603P	10	
CSC-1604P	10	
CSC-1610P	10	
DSD02-2.5/16	50	
DSD02-4/16	50	
DK16N-KP	50	
DK16N-KP(Y)	50	
TM50W	10	
TM-R200	10	
TS-35	20	
TS-35/15	10	
1.0 x 5.5 DNT11-0111		



DK35N		
Rated Data	UL	IEC
Rated Voltage (V)	600	1000
Rated Current (A)	150	125
Rated impulse voltage	8KV	
Wire range (AWG/mm ²)	12~1/0	1.5~35
Connection Capacity		
Max. Solid (mm ²)	50	
Max. Stranded (mm ²)	35	
General Data		
Torque (N.m)	3.5	6.9
Screw thread	M6	
Stripping length (mm)	14~18	
Insulation material	PA	
T / W (mm)	16 / 56.4	
H / H on TS-35 (mm)	60.3 / 65.15	
Package	50	

Color	Part number	Package
■	DK35N-RD	50
■	DK35N-BL	50
Part number	Package	
DK35NC	50	
DK35NCA	50	
DKNSPS-010	50	
DKNSPS-004	50	
DSS35N-02PN	10	
CSC-3502P	10	
CSC-3503P	10	
CSC-3504P	10	
CSC-3505P	10	
CSC-3510P	10	
DSD02-2.5/16	50	
DSD02-4/16	50	
DK35N-KP	50	
DK35N-KP(Y)	50	
TM50W	10	
TM-R200	10	
TS-35	20	
TS-35/15	10	
1.0 x 5.5 DNT11-0111		




Cover	Terminal Block	Partition Plate
DKBC60-1000	DK2.5N, DK4N	DKNSPS-008
DKBC100-1000	DK10N, DK16N	DKNSPS-009
DKBC150-1000	DK35N	DKNSPS-010

Part Number	Package
DKBC60-1000	20
DKBC100-1000	20
DKBC150-1000	20

* Using DSD02-2.5500T Plug-in bridge, the rated current will drop to 17.5A

Feed-through Terminal Blocks



DK..N series is a screw type terminal block, which wireage is designed for large wiring contact, vibration proof and high reliability, suitable for wire sizes from 2.5 mm² to 35mm². Power distribution can be adjusted by using plug-in bridge on the top and insertion bridge on the side. Various accessories is available for identification and bridging applications.

DK..N

DK16H			
Rated Data	UL	IEC	
Rated Voltage (V)	600	1000	
Rated Current (A)	100	101	
Rated impulse voltage	8KV		
Wire range (AWG/mm ²)	14~3	1.5~25	
Connection Capacity			
Max. Solid (mm ²)	25		
Max. Stranded (mm ²)	25		
General Data			
Torque (N.m)	2.5~3.4	2	
Screw thread	M5		
Stripping length (mm)	13~15		
Insulation material	PA		
T / W (mm)	12 / 48		
H / H on TS-35 (mm)	51.3 / 52.2		
Package	50		

DK35H			
Rated Data	UL	IEC	
Rated Voltage (V)	600	1000	
Rated Current (A)	150	150	
Rated impulse voltage	8KV		
Wire range (AWG/mm ²)	12~1/0	2.5~50	
Connection Capacity			
Max. Solid (mm ²)	50		
Max. Stranded (mm ²)	50		
General Data			
Torque (N.m)	3.5~6.9	6.9	
Screw thread	M6		
Stripping length (mm)	16~18		
Insulation material	PA		
T / W (mm)	16 / 53		
H / H on TS-35 (mm)	60.3 / 61.2		
Package	50		

DK.. series is a screw type terminal block, with its wire cage is designed for large wiring contact, vibration proof and high reliability, suitable for wire sizes from 50mm² to 240mm². The wire entry hole allows lugs that are within the nominal cross section.

DK..

Accessories

End cover	
Separating disk	
Insertion bridge	
2	
3	
4	
5	
10	
Screw-on bridge	
2	
3	
4	
5	
10	
Safety cap	
Marking label	
Continuous flat marking label	
DIN rail	
Tool (mm)	




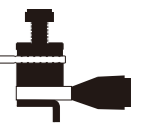
Color	Part number	Package
■	DK16H-RD	50
■	DK16H-BL	50
Part number		
	DK16HC	50
	DKNSPS-003	50
	CSC-1602P	10
	CSC-1603P	10
	CSC-1604P	10
	CSC-1610P	10
	DS16-02P	50
	DS16-03P	50
	DS16-04P	50
	DS16-05P	10
	DS16-10P	10
	DK16H-KP	50
	DK16H-KP(Y)	50
	TM50W	50
	TM-R200	10
	TS-35	20
	TS-35/15	10
⊖	1.0 x 5.5 DNT11-0111	

Color	Part number	Package
■	DK35H-RD	50
■	DK35H-BL	50
Part number		
	DKNSPS-004	50
	CSC-3502P	10
	CSC-3503P	10
	CSC-3504P	10
	CSC-3505P	10
	CSC-3510P	10
	DS35-02P	50
	DS35-03P	50
	DS35-04P	50
	DS35-05P	10
	DS35-10P	10
	DK35H-KP	50
	DK35H-KP(Y)	50
	TM50W	50
	TM-R200	10
	TS-35	20
	TS-35/15	10
⊖	1.0 x 5.5 DNT11-0111	

Accessories

Insertion bridge	
Marking label	
Continuous flat marking label	
DIN rail	
Tool (mm)	

Feed-through Terminal Blocks



DK50			
Rated Data	UL	IEC	
Rated Voltage (V)	600	1000	
Rated Current (A)	150	150	
Rated impulse voltage	8KV		
Wire range (AWG/mm ²)	6~1/0	16~50	
Connection Capacity			
Max. Stranded (mm ²)	50		
General Data			
Torque (N.m)	5.6		
Screw thread	M6		
Stripping length (mm)	25~30		
Insulation material	PA		
T / W (mm)	20 / 70.5		
H / H on TS-35 (mm)	75.8 / 76.7		
Package	20		

DK95			
Rated Data	UL	IEC	
Rated Voltage (V)	600	1000	
Rated Current (A)	230	232	
Rated impulse voltage	8KV		
Wire range (AWG/mm ²)	2~4/0	35~95	
Connection Capacity			
Max. Stranded (mm ²)	95		
General Data			
Torque (N.m)	10		
Screw thread	M8		
Stripping length (mm)	30~35		
Insulation material	PA		
T / W (mm)	32.2 / 80		
H / H on TS-35 (mm)	88.5 / 89.4		
Package	20		

DK150			
Rated Data	UL	IEC	
Rated Voltage (V)	600	1000	
Rated Current (A)	275	309	
Rated impulse voltage	8KV		
Wire range (AWG/mm ²)	2~300kcmil	35~150	
Connection Capacity			
Max. Stranded (mm ²)	150		
General Data			
Torque (N.m)	19		
Screw thread	M10		
Stripping length (mm)	30~40		
Insulation material	PA		
T / W (mm)	38 / 93		
H / H on TS-35 (mm)	108.1 / 109		
Package	5		

DK240			
Rated Data	UL	IEC	
Rated Voltage (V)	600	1000	
Rated Current (A)	370	415	
Rated impulse voltage	8KV		
Wire range (kcmil/mm ²)	300~500	95~240	
Connection Capacity			
Max. Stranded (mm ²)	240		
General Data			
Torque (N.m)	19		
Screw thread	M10		
Stripping length (mm)	30~40		
Insulation material	PA		
T / W (mm)	43 / 93		
H / H on TS-35 (mm)	125.1 / 126		
Package	10		

Color	Part number	Package
■	DK50-RD	20
■	DK50-BL	20
Part number		
	CSC-5002P	10
	CSC-5003P	10
	TM50W	10
	TM-R200	10
	TS-35	20
	TS-35/15	10
	5mm	

Color	Part number	Package
■	DK95-RD	20
■	DK95-BL	20
Part number		
	CSC-9502P	10
	CSC-9503P	10
	TM50W	10
	TM-R200	10
	TS-35	20
	TS-35/15	10
	6mm	

Color	Part number	Package
■	DK150-RD	5
■	DK150-BL	5
Part number		
	CSC-15002P	10
	CSC-15003P	10
	TM50W	10
	TM-R200	10
	TS-35	20
	TS-35/15	10
	8mm	

Color	Part number	Package
■	DK240-RD	10
■	DK240-BL	10
Part number		
	CSC-24002P	10
	CSC-24003P	10
	TM50W	10
	TM-R200	10
	TS-35	20
	TS-35/15	10
	8mm	



Easy to release from rail


Feed-through 3-Conductor Terminal Blocks




DK..N-TN is a 3-port screw type terminal block. Designed with a solid structure and high reliability to meet the vibration and harsh thermal variation requirement.

With plug-in bridge, DK..N-TN can connect two or more terminal blocks in parallel. Marking labels are compatible for clear identification.


DK..N-TN



DK2.5N-TN		
Rated Data	UL	IEC
Rated Voltage (V)	600	1000
Rated Current (A)	20	24
Rated impulse voltage	8KV	
Wire range (AWG/mm ²)	22~12	0.14~2.5
Connection Capacity		
Max. Solid (mm ²)	4	
Max. Stranded (mm ²)	2.5	
General Data		
Torque (N.m)	0.4	
Screw thread	M2.5	
Stripping length (mm)	9~11	
Insulation material	PA	
T / W (mm)	5.1 / 48.7	
H / H on TS-35 (mm)	48.5 / 49.4	
Package	100	



DK4N-TN		
Rated Data	UL	IEC
Rated Voltage (V)	600	800
Rated Current (A)	30	32
Rated impulse voltage	8KV	
Wire range (AWG/mm ²)	22~10	0.14~4
Connection Capacity		
Max. Solid (mm ²)	6	
Max. Stranded (mm ²)	4	
General Data		
Torque (N.m)	0.6	
Screw thread	M3	
Stripping length (mm)	9~11	
Insulation material	PA	
T / W (mm)	6.1 / 48.7	
H / H on TS-35 (mm)	48.5 / 49.4	
Package	100	



DK6N-TN		
Rated Data	UL	IEC
Rated Voltage (V)	600	1000
Rated Current (A)	50	41
Rated impulse voltage	8KV	
Wire range (AWG/mm ²)	20~8	0.5~6
Connection Capacity		
Max. Solid (mm ²)	10	
Max. Stranded (mm ²)	6	
General Data		
Torque (N.m)	1.2	
Screw thread	M4	
Stripping length (mm)	12~14	
Insulation material	PA	
T / W (mm)	8 / 55.2	
H / H on TS-35 (mm)	58.1 / 59.1	
Package	100	

Color	Part number	Package
■	DK2.5N-TN-RD	100
■	DK2.5N-TN-BL	100
Part number	Package	
DK2.5NC-TN	50	
DK2.5NCA-TN	50	
DKNSPS-001	50	
DSS2.5N-02P	50	
DSS2.5N-03P	50	
DSS2.5N-04P	50	
DSS2.5N-05P	10	
DSS2.5N-10P	10	
DSS2.5N-20P	10	
DSD02-2.5500T	1	
DSS2.5N-6688-02P	50	
DSS2.5N-6688-03P	10	
DSS2.5N-6688-04P	10	
DSS2.5N-6688-05P	10	
CSC-2.502PN	50	
CSC-2.503PN	50	
CSC-2.504PN	50	
CSC-2.505PN	10	
CSC-2.510PN	10	
DSD02-2.5/6	50	
DSD02-2.5/10	50	
0175-T002		
0175L1		
DK4N-TN-KP	50	
TM47W	10	
TM-R200	10	
TS-35	20	
TS-35/15	10	
#0 / 3.0 DNT11-0201		

Color	Part number	Package
■	DK4N-TN-RD	100
■	DK4N-TN-BL	100
Part number	Package	
DK2.5NC-TN	50	
DK2.5NCA-TN	50	
DKNSPS-001	50	
DSS4N-02P	50	
DSS4N-03P	50	
DSS4N-04P	50	
DSS4N-05P	10	
DSS4N-10P	10	
DSS4N-20P	10	
CSC-402PN	50	
CSC-403PN	50	
CSC-404PN	50	
CSC-405PN	10	
CSC-410PN	10	
DSD02-4/6	50	
DSD02-4/10	50	
DK6N-TN-KP	50	
DK6N-TN-KP(Y)	50	
TM48W	10	
TM-R200	10	
TS-35	20	
TS-35/15	10	
#0 / 3.0 DNT11-0201		


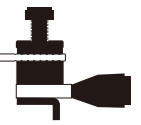
Color	Part number	Package
■	DK6N-TN-RD	100
■	DK6N-TN-BL	100
Part number	Package	
DK6NC-TN	50	
DK6NCA-TN	50	
DK6NCB-TN	50	
DKNSPS-002	50	
DSS6N-02P	50	
DSS6N-03P	50	
DSS6N-04P	50	
DSS6N-05P	10	
DSS6N-10P	10	
CSC-602PN	50	
CSC-603PN	50	
CSC-604PN	50	
CSC-605PN	10	
CSC-610PN	10	
DSD02-2.5/6	50	
DSD02-2.5/10	50	
DSD02-4/6	50	
DK10N-TN-KP	50	
DK10N-TN-KP(Y)	50	
TM49W	10	
TM-R100	10	
TS-35	20	
TS-35/15	10	
#1 / 5.0 DNT11-0202		

Accessories

- End cover
- Separating disk
- Plug-in bridge
 - 2
 - 3
 - 4
 - 5
 - 10
 - 20
- Plug-in bridge 500
- Plug-in bridge
 - 2
 - 3
 - 4
 - 5
- Insertion bridge
 - 2
 - 3
 - 4
 - 5
 - 10
- Reducing bridge
- Test plug
- Lever
- Safety cap
- Marking label
- Continuous flat marking label
- DIN rail
- Tool (mm)

* Using DSD02-2.5500T Plug-in bridge, the rated current will drop to 17.5A

Feed-through 3-Conductor & 4-Conductor Terminal Blocks



DK10N-TN		
Rated Data	UL	IEC
Rated Voltage (V)	600	1000
Rated Current (A)	60	57
Rated impulse voltage	8KV	
Wire range (AWG/mm ²)	20~6	0.5~10
Connection Capacity		
Max. Solid (mm ²)	16	
Max. Stranded (mm ²)	10	
General Data		
Torque (N.m)	1.3	
Screw thread	M4	
Stripping length (mm)	12~14	
Insulation material	PA	
T / W (mm)	10 / 55.6	
H / H on TS-35 (mm)	62.7 / 63.7	
Package	50	


Color	Part number	Package
■	DK10N-TN-RD	50
■	DK10N-TN-BL	50
Part number	Package	
DK10NC-TN	50	
DKNSPS-002	50	
DSS10N-02P	50	
DSS10N-03P	50	
DSS10N-04P	50	
DSS10N-05P	10	
DSS10N-10P	10	
CSC-1002PN	50	
CSC-1003PN	50	
CSC-1004PN	50	
CSC-1005PN	10	
CSC-1010PN	10	
DSD02-2.5/10	50	
DSD02-4/10	50	
DK10N-TN-KP	50	
DK10N-TN-KP(Y)	50	
TM50W	10	
TM-R200	10	
TS-35	20	
TS-35/15	10	
#1 / 5.0 DNT11-0202		

DK..N-TR is a 4-port screw type terminal block, suitable for compact power distribution through two terminals on each side. Designed with a solid structure and high reliability to meet the vibration and harsh thermal variation requirement. With plug-in bridge, DK..N-TR can connect two or more terminal blocks in parallel. Marking labels are compatible for clear identification.

DK..N-TR


Accessories

- End cover
- Separating disk
- Plug-in bridge
 - 2
 - 3
 - 4
 - 5
 - 10
 - 20
- Plug-in bridge 500
- Plug-in bridge
 - 2
 - 3
 - 4
 - 5
- Insertion bridge
 - 2
 - 3
 - 4
 - 5
 - 10
- Reducing bridge
- Test plug
- Lever
- Safety cap
- Marking label
- Continuous flat marking label
- DIN rail
- Tool (mm)



DK2.5N-TR		
Rated Data	UL	IEC
Rated Voltage (V)	600	1000
Rated Current (A)	20	24
Rated impulse voltage	8KV	
Wire range (AWG/mm ²)	22~12	0.14~2.5
Connection Capacity		
Max. Solid (mm ²)	4	
Max. Stranded (mm ²)	2.5	
General Data		
Torque (N.m)	0.4	
Screw thread	M2.5	
Stripping length (mm)	9~11	
Insulation material	PA	
T / W (mm)	5.1 / 54.8	
H / H on TS-35 (mm)	48.5 / 49.4	
Package	100	

Color	Part number	Package
■	DK2.5N-TR-RD	100
■	DK2.5N-TR-BL	100
Part number	Package	
DK2.5NC-TR	50	
DK2.5NCA-TR	50	
DKNSPS-001	50	
DSS2.5N-02P	50	
DSS2.5N-03P	50	
DSS2.5N-04P	50	
DSS2.5N-05P	10	
DSS2.5N-10P	10	
DSS2.5N-20P	10	
DSD02-2.5500T	1	
DSS2.5N-6688-02P	50	
DSS2.5N-6688-03P	10	
DSS2.5N-6688-04P	10	
DSS2.5N-6688-05P	10	
CSC-2.502PN	50	
CSC-2.503PN	50	
CSC-2.504PN	50	
CSC-2.505PN	10	
CSC-2.510PN	10	
DSD02-2.5/6	50	
DSD02-2.5/10	50	
0175-T002		
0175L1		
DK2.5N-TR-KP	50	
TM47W	10	
TM-R200	10	
TS-35	20	
TS-35/15	10	
#0 / 3.0 DNT11-0201		



DK4N-TR		
Rated Data	UL	IEC
Rated Voltage (V)	600	800
Rated Current (A)	30	32
Rated impulse voltage	8KV	
Wire range (AWG/mm ²)	22~10	0.14~4
Connection Capacity		
Max. Solid (mm ²)	6	
Max. Stranded (mm ²)	4	
General Data		
Torque (N.m)	0.6	
Screw thread	M3	
Stripping length (mm)	9~11	
Insulation material	PA	
T / W (mm)	6.1 / 54.8	
H / H on TS-35 (mm)	48.5 / 49.4	
Package	100	

Color	Part number	Package
■	DK4N-TR-RD	100
■	DK4N-TR-BL	100
Part number	Package	
DK4NC-TR	50	
DK2.5NCA-TR	50	
DKNSPS-001	50	
DSS4N-02P	50	
DSS4N-03P	50	
DSS4N-04P	50	
DSS4N-05P	10	
DSS4N-10P	10	
DSS4N-20P	10	
CSC-402PN	50	
CSC-403PN	50	
CSC-404PN	50	
CSC-405PN	10	
CSC-410PN	10	
DSD02-4/6	50	
DSD02-4/10	50	
DK4N-TR-KP	100	
TM48W	10	
TM-R200	10	
TS-35	20	
TS-35/15	10	
#0 / 3.0 DNT11-0201		

* Using DSD02-2.5500T Plug-in bridge, the rated current will drop to 17.5A

Screw Connection


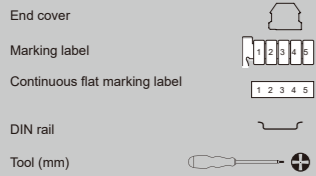
Feed-through Grounding Terminal Blocks




DK..N- PE is a grounding terminal block with the same dimensions as the DK..N series, and fully compliant with UL 1059 and IEC 60947-7-2. This series supports both the mechanical and the electrical functions of a PCTB by using it as a ground (PE) busbar.

DK..N-PE


Accessories



DK2.5N-PE		
Rated Data	UL	IEC
Rated Voltage (V)	600	1000
Rated Current (A)		
Rated impulse voltage		8KV
Wire range (AWG/mm ²)	28~12	0.14~2.5
Connection Capacity		
Max. Solid (mm ²)		4
Max. Stranded (mm ²)		2.5
General Data		
Torque (N.m)		0.4
Screw thread		M2.5
Stripping length (mm)		8~10
Insulation material		PA
T / W (mm)		5.1 / 45.4
H / H on TS-35 (mm)		40.7 / 41.8
Package		100
Part number	Package	
DK2.5NC-PE	50	
TM47W	10	
TM-R200	10	
TS-35	20	
TS-35/15	10	
#0 / 3.0 DNT11-0201		


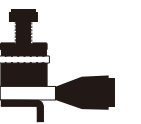


DK4N-PE		
Rated Data	UL	IEC
Rated Voltage (V)	600	1000
Rated Current (A)		
Rated impulse voltage		8KV
Wire range (AWG/mm ²)	28~10	0.14~4
Connection Capacity		
Max. Solid (mm ²)		6
Max. Stranded (mm ²)		4
General Data		
Torque (N.m)		0.6
Screw thread		M3
Stripping length (mm)		8~10
Insulation material		PA
T / W (mm)		6.1 / 45.4
H / H on TS-35 (mm)		40.7 / 41.8
Package		100
Part number	Package	
DK2.5NC-PE	50	
TM48W	10	
TM-R200	10	
TS-35	20	
TS-35/15	10	
#0 / 3.0 DNT11-0201		



DK6N-PE		
Rated Data	UL	IEC
Rated Voltage (V)	600	1000
Rated Current (A)		
Rated impulse voltage		8KV
Wire range (AWG/mm ²)	20~8	0.2~6
Connection Capacity		
Max. Solid (mm ²)		10
Max. Stranded (mm ²)		6
General Data		
Torque (N.m)		1.2
Screw thread		M4
Stripping length (mm)		11~13
Insulation material		PA
T / W (mm)		8 / 47.1
H / H on TS-35 (mm)		45.7 / 47.2
Package		50
Part number	Package	
DK6NC-PE	50	
TM49W	10	
TM-R200	10	
TS-35	20	
TS-35/15	10	
#1 / 5.0 DNT11-0202		

Feed-through Grounding Terminal Blocks





DK..N- PE is a grounding terminal block with the same dimensions as the DK..N series, and fully compliant with UL 1059 and IEC 60947-7-2. This series supports both the mechanical and the electrical functions of a PCTB by using it as a ground (PE) busbar.


Above DK35H-PE, additional to the snap-on foot, with screw mounting to strengthen the fix on the DIN rail.

DK..N-PE


Accessories



DK10N-PE		
Rated Data	UL	IEC
Rated Voltage (V)	600	1000
Rated Current (A)		
Rated impulse voltage		8KV
Wire range (AWG/mm ²)	20~6	0.5~10
Connection Capacity		
Max. Solid (mm ²)		16
Max. Stranded (mm ²)		10
General Data		
Torque (N.m)	2.5	4
Torque Din Rail (N.m)		
Screw thread		M4
Stripping length (mm)		12~14
Insulation material		PA
T / W (mm)		10 / 47.2
H / H on TS-35 (mm)		48.8 / 50.2
Package		50
Part number	Package	
DK10NC-PE	50	
TM50W	10	
TM-R200	10	
TS-35	20	
TS-35/15	10	
#1 / 5.0 DNT11-0202		










DK16N-PE		
Rated Data	UL	IEC
Rated Voltage (V)	600	1000
Rated Current (A)		
Rated impulse voltage		8KV
Wire range (AWG/mm ²)	14~3	1.5~16
Connection Capacity		
Max. Solid (mm ²)		25
Max. Stranded (mm ²)		16
General Data		
Torque (N.m)		2.5
Torque Din Rail (N.m)		
Screw thread		M5
Stripping length (mm)		14~16
Insulation material		PA
T / W (mm)		12 / 52
H / H on TS-35 (mm)		50.9 / 52.2
Package		50
Part number	Package	
DK16NC-PE	50	
TM50W	10	
TM-R200	10	
TS-35	20	
TS-35/15	10	
1.0 x 5.5 DNT11-0111		



DK35H-PE		
Rated Data	UL	IEC
Rated Voltage (V)	600	1000
Rated Current (A)		
Rated impulse voltage		8KV
Wire range (AWG/mm ²)	12~3	2.5~35
Connection Capacity		
Max. Solid (mm ²)		50
Max. Stranded (mm ²)		35
General Data		
Torque Wire (N.m)		3.5
Torque Din Rail (N.m)		1.2
Screw thread		M6
Stripping length (mm)		16~18
Insulation material		PA
T / W (mm)		16 / 52
H / H on TS-35 (mm)		59 / 61.2
Package		50
Part number	Package	
TM50W	10	
TM-R200	10	
TS-35	20	
TS-35/15	10	
1.0 x 5.5 DNT11-0111		

Screw Connection

Feed-through Grounding Terminal Blocks



DK50-PE		
Rated Data	UL	IEC
Rated Voltage (V)	600	1000
Rated Current (A)		
Rated impulse voltage		8KV
Wire range (AWG/mm ²)	6	16~50

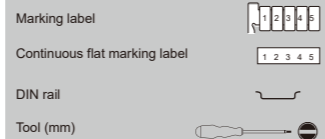
DK95-PE		
Rated Data	UL	IEC
Rated Voltage (V)	600	1000
Rated Current (A)		
Rated impulse voltage		8KV
Wire range (AWG/mm ²)	2~4/0	35~95

DK..- PE is a protective conductor terminal block, fully compliant with all the strict requirements of UL 1059 and IEC 60947-7-2. The DIN rail is not only a mechanical support to the PCTB but also an electrical function of the PCTB, it is used as a ground (PE) busbar.

Ensure secured wiring, High conductivity and low resistance for safe grounding. Additional to the snap-on foot, with screw mounting to strengthen the fix on the DIN rail.

DK..-PE

Accessories



Part number	Package
TM50W	10
TM-R200	10
TS-35	20
TS-35/15	10

Part number	Package
TM50W	10
TM-R200	10
TS-35	20
TS-35/15	10

(Copper DIN rail installation)

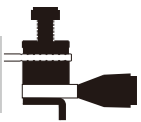
(Copper DIN rail installation)

DK2.5-PE		
Rated Data	UL	IEC
Rated Voltage (V)	600	630
Rated Current (A)		
Rated impulse voltage		8KV
Wire range (AWG/mm ²)	26~12	0.5~2.5

Part number	Package
TM47W	10
TM-R200	10
TS-35	20
TS-35/15	10

0.6 x 3.5 | DNT11-0107

Feed-through Grounding Terminal Blocks



DK4-PE		
Rated Data	UL	IEC
Rated Voltage (V)	600	630
Rated Current (A)		
Rated impulse voltage		8KV
Wire range (AWG/mm ²)	26~10	0.5~4

Part number	Package
TM48W	10
TM-R200	10
TS-35	20
TS-35/15	10

0.6 x 3.5 | DNT11-0107

DK10-PE		
Rated Data	UL	IEC
Rated Voltage (V)	600	500
Rated Current (A)		
Rated impulse voltage		8KV
Wire range (AWG/mm ²)	16~8	1.5~10

Part number	Package
TM50W	10
TM-R200	10
TS-35	20
TS-35/15	10

0.8 x 4 | DNT11-0109

DK16-PE		
Rated Data	UL	IEC
Rated Voltage (V)	600	1000
Rated Current (A)		
Rated impulse voltage		8KV
Wire range (AWG/mm ²)	14~6	2.5~16

Part number	Package
TM50W	10
TM-R200	10
TS-35	20
TS-35/15	10

1.0 x 5.5 | DNT11-0111


Rated Data		
UL	IEC	Rated Data
		Rated Voltage (V)
		Rated Current (A)
		Rated impulse voltage
		Wire range (AWG/mm ²)

Connection Capacity		
UL	IEC	Connection Capacity
		Max. Solid (mm ²)
		Max. Stranded (mm ²)


General Data		
UL	IEC	General Data
		Torque Wire (N.m)
		Torque Din Rail (N.m)
		Screw thread
		Stripping length (mm)
		Insulation material
		T / W (mm)
		H / H on TS-35 (mm)

Screw Connection

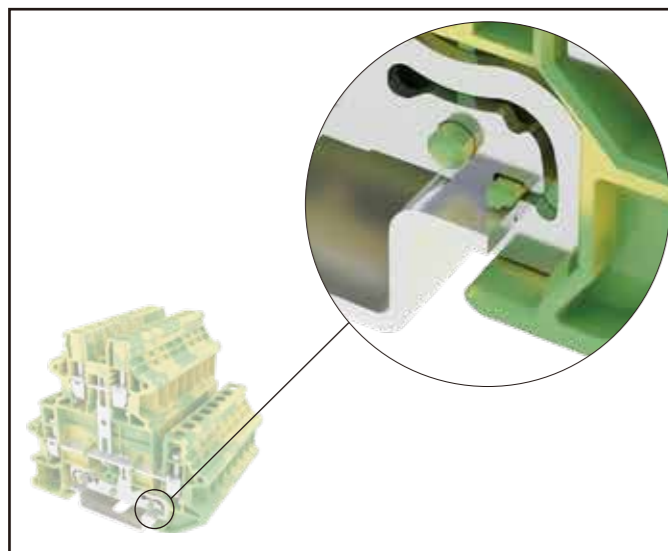
Multi-Level Terminal Blocks



Compact design for high density connections



Screw connection



Supporting grounding function




DKK..N is a double layers screw type terminal block, with each layer connecting independently. This reduces the installation space requirement by 50%. Each layer can be further bridged in parallel and labeled for identification. Test plugs can be used for testing and measurement purpose.

DKK..N

Accessories


End cover	
Separating disk	
Plug-in bridge	
2	
3	
4	
5	
10	
20	
Plug-in bridge 500	
Plug-in bridge	
2	
3	
4	
5	
10	
Insertion bridge	
2	
3	
4	
5	
10	
Test plug	
Lever	
Marking label	
Continuous flat marking label	
DIN rail	
Tool (mm)	



DKK2.5N		
Rated Data	UL	IEC
Rated Voltage (V)	600	400
Rated Current (A)	20	24
Rated impulse voltage	8KV	
Wire range (AWG/mm ²)	22~12	0.34~2.5
Connection Capacity		
Max. Solid (mm ²)	4	
Max. Stranded (mm ²)	2.5	
General Data		
Torque (N.m)	0.4	
Screw thread	M2.5	
Stripping length (mm)	9~11	
Insulation material	PA	
T / W (mm)	5.1 / 71.5	
H / H on TS-35 (mm)	62.2 / 63	
Package	100	
Color	Part number	Package
■	DKK2.5N-RD	100
■	DKK2.5N-BL	100
Part number	Package	
DKK2.5NC	50	
DKNSPS-001	50	
DSS2.5N-02P	50	
DSS2.5N-03P	50	
DSS2.5N-04P	50	
DSS2.5N-05P	10	
DSS2.5N-10P	10	
DSS2.5N-20P	10	
DSD02-2.5500T	1	
DSS2.5N-6688-02P	50	
DSS2.5N-6688-03P	10	
DSS2.5N-6688-04P	10	
DSS2.5N-6688-05P	10	
CSC-2.502PN	50	
CSC-2.503PN	50	
CSC-2.504PN	50	
CSC-2.505PN	10	
CSC-2.510PN	10	
0175-T002		
0175L1		
TM47W	10	
TM-R200	10	
TS-35	20	
TS-35/15	10	
#0 / 3.0 DNT11-0201		

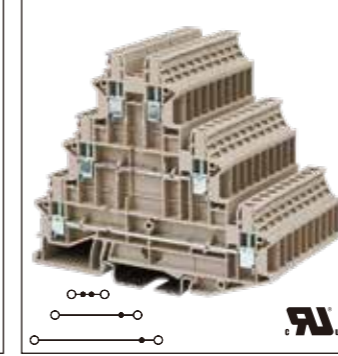
* Using DSD02-2.5500T Plug-in bridge, the rated current will drop to 17.5A

Multi-Level Terminal Blocks




DKK4N		
Rated Data	UL	IEC
Rated Voltage (V)	600	800
Rated Current (A)	30	32
Rated impulse voltage	8KV	
Wire range (AWG/mm ²)	22~10	0.34~4
Connection Capacity		
Max. Solid (mm ²)	6	
Max. Stranded (mm ²)	4	
General Data		
Torque (N.m)	0.6	
Screw thread	M3	
Stripping length (mm)	9~11	
Insulation material	PA	
T / W (mm)	6.1 / 71.5	
H / H on TS-35 (mm)	62.2 / 63	
Package	100	
Color	Part number	Package
■	DKK4N-RD	100
■	DKK4N-BL	100
Part number	Package	
DKK2.5NC	50	
DKNSPS-001	50	
DSS4N-02P	50	
DSS4N-03P	50	
DSS4N-04P	50	
DSS4N-05P	10	
DSS4N-10P	10	
DSS4N-20P	10	
DSD02-2.5500T	1	
DSS2.5N-6688-02P	50	
DSS2.5N-6688-03P	10	
DSS2.5N-6688-04P	10	
DSS2.5N-6688-05P	10	
CSC-402PN	50	
CSC-403PN	50	
CSC-404PN	50	
CSC-405PN	10	
CSC-410PN	10	
0175-T002		
0175L1		
TM48W	10	
TM-R200	10	
TS-35	20	
TS-35/15	10	
#0 / 3.0 DNT11-0201		

* Using DSD02-2.5500T Plug-in bridge, the rated current will drop to 17.5A




DK2.5N-3L		
Rated Data	UL	IEC
Rated Voltage (V)	600	1000
Rated Current (A)	20	24
Rated impulse voltage	8KV	
Wire range (AWG/mm ²)	22~12	0.34~2.5
Connection Capacity		
Max. Solid (mm ²)	4	
Max. Stranded (mm ²)	2.5	
General Data		
Torque (N.m)	0.4	
Screw thread	M2.5	
Stripping length (mm)	9~11	
Insulation material	PA	
T / W (mm)	5.1 / 90.7	
H / H on TS-35 (mm)	76 / 77.6	
Package	100	
Color	Part number	Package
■	DK2.5N-3L-RD	100
■	DK2.5N-3L-BL	100
Part number	Package	
DKK2.5NC	50	
DKNSPS-001	50	
DSS2.5N-02P	50	
DSS2.5N-03P	50	
DSS2.5N-04P	50	
DSS2.5N-05P	10	
DSS2.5N-10P	10	
DSS2.5N-20P	10	
DSD02-2.5500T	1	
DSS2.5N-6688-02P	50	
DSS2.5N-6688-03P	10	
DSS2.5N-6688-04P	10	
DSS2.5N-6688-05P	10	
CSC-2.502PN	50	
CSC-2.503PN	50	
CSC-2.504PN	50	
CSC-2.505PN	10	
CSC-2.510PN	10	
0175-T002		
0175L1		
TM47W	10	
TM-R200	10	
TS-35	20	
TS-35/15	10	
#0 / 3.0 DNT11-0201		

* Using DSD02-2.5500T Plug-in bridge, the rated current will drop to 17.5A






DKK2.5N-PV		
Rated Data	UL	IEC
Rated Voltage (V)	600	400
Rated Current (A)	20	24
Rated impulse voltage	8KV	
Wire range (AWG/mm ²)	22~12	0.34~2.5
Connection Capacity		
Max. Solid (mm ²)	4	
Max. Stranded (mm ²)	2.5	
General Data		
Torque (N.m)	0.4	
Screw thread	M2.5	
Stripping length (mm)	9~11	
Insulation material	PA	
T / W (mm)	5.1 / 71.5	
H / H on TS-35 (mm)	62.2 / 63	
Package	100	
Color	Part number	Package
■	DKK2.5N-PV-RD	100
■	DKK2.5N-PV-BL	100
Part number	Package	
DKK2.5NC	50	
DKNSPS-001	50	
DSS2.5N-02P	50	
DSS2.5N-03P	50	
DSS2.5N-04P	50	
DSS2.5N-05P	10	
DSS2.5N-10P	10	
DSS2.5N-20P	10	
DSD02-2.5500T	1	
DSS2.5N-6688-02P	50	
DSS2.5N-6688-03P	10	
DSS2.5N-6688-04P	10	
DSS2.5N-6688-05P	10	
CSC-2.502PN	50	
CSC-2.503PN	50	
CSC-2.504PN	50	
CSC-2.505PN	10	
CSC-2.510PN	10	
0175-T002		
0175L1		
TM47W	10	
TM-R200	10	
TS-35	20	
TS-35/15	10	
#0 / 3.0 DNT11-0201		



DKK4N-PV		
Rated Data	UL	IEC
Rated Voltage (V)	600	800
Rated Current (A)	30	32
Rated impulse voltage	8KV	
Wire range (AWG/mm ²)	22~10	0.34~4
Connection Capacity		
Max. Solid (mm ²)	6	
Max. Stranded (mm ²)	4	
General Data		
Torque (N.m)	0.6	
Screw thread	M3	
Stripping length (mm)	9~11	
Insulation material	PA	
T / W (mm)	6.1 / 71.5	
H / H on TS-35 (mm)	62.2 / 63	
Package	100	
Color	Part number	Package
■	DKK4N-PV-RD	100
■	DKK4N-PV-BL	100
Part number	Package	
DKK2.5NC	50	
DKNSPS-001	50	
DSS4N-02P	50	
DSS4N-03P	50	
DSS4N-04P	50	
DSS4N-05P	10	
DSS4N-10P	10	
DSS4N-20P	10	
DSD02-2.5500T	1	
DSS2.5N-6688-02P	50	
DSS2.5N-6688-03P	10	
DSS2.5N-6688-04P	10	
DSS2.5N-6688-05P	10	
CSC-402PN	50	
CSC-403PN	50	
CSC-404PN	50	
CSC-405PN	10	
CSC-410PN	10	
0175-T002		
0175L1		
TM48W	10	
TM-R200	10	
TS-35	20	
TS-35/15	10	
#0 / 3.0 DNT11-0201		

Screw Connection

Multi-Level Grounding Terminal Blocks



DKK2.5N-3L-PV

Rated Data	UL	IEC
Rated Voltage (V)	600	1000
Rated Current (A)	20	24
Rated impulse voltage		8KV
Wire range (AWG/mm ²)	22~12	0.34~2.5
Connection Capacity		
Max. Solid (mm ²)		4
Max. Stranded (mm ²)		2.5
General Data		
Torque (N.m)		0.4
Screw thread		M2.5
Stripping length (mm)		9~11
Insulation material		PA
T / W (mm)		5.1 / 90.7
H / H on TS-35 (mm)		76 / 77.6
Package		100

DKK..N-..PE is a double layers grounding terminal block, with each layer connecting independently. This reduces the installation space requirement by 50%. Each layer can be further bridged in parallel and labeled for identification. Test plugs can be used for testing and measurement purpose.

DKK..N-..PE

Color	Part number	Package
■	DKK2.5N-3L-PV-RD	100
■	DKK2.5N-3L-PV-BL	100
Part number		Package
	DKK2.5NC-3L	50
	DKNSPS-001	50
	DSS2.5N-02P	50
	DSS2.5N-03P	50
	DSS2.5N-04P	50
	DSS2.5N-05P	10
	DSS2.5N-10P	10
	DSD02-2.5500T	1
	DSS2.5N-6688-02P	50
	DSS2.5N-6688-03P	10
	DSS2.5N-6688-04P	10
	DSS2.5N-6688-05P	10
	CSC-2.502PN	50
	CSC-2.503PN	50
	CSC-2.504PN	50
	CSC-2.505PN	10
	CSC-2.510PN	10
	0175-T002	
	0175L1	
	TM47W	10
	TM-R200	10
	TS-35	20
	TS-35/15	10
	#0 / 3.0 DNT11-0201	

Accessories

End cover	
Separating disk	
Plug-in bridge	
2	
3	
4	
5	
10	
20	
Plug-in bridge 500	
Plug-in bridge	
2	
3	
4	
5	
Insertion bridge	
2	
3	
4	
5	
Test plug	
Lever	
Marking label	
Continuous flat marking label	
DIN rail	
Tool (mm)	

DKK2.5N-L2PE

Rated Data	UL	IEC
Rated Voltage (V)	600	800
Rated Current (A)		
Rated impulse voltage		8KV
Wire range (AWG/mm ²)	22~12	0.34~4
Connection Capacity		
Max. Solid (mm ²)	12	2.5
Max. Stranded (mm ²)	12	2.5
General Data		
Torque (N.m)		0.4
Screw thread		M2.5
Stripping length (mm)		9~11
Insulation material		PA
T / W (mm)		5.1 / 71.5
H / H on TS-35 (mm)		62 / 70.5
Package		100

Part number	Package
DKK2.5NC	50
DKNSPS-001	50
DSS2.5N-02P	50
DSS2.5N-03P	50
DSS2.5N-04P	50
DSS2.5N-05P	10
DSS2.5N-10P	10
DSS2.5N-20P	10
DSD02-2.5500T	1
DSS2.5N-6688-02P	50
DSS2.5N-6688-03P	10
DSS2.5N-6688-04P	10
DSS2.5N-6688-05P	10
CSC-2.502PN	50
CSC-2.503PN	50
CSC-2.504PN	50
CSC-2.505PN	10
CSC-2.510PN	10
0175-T002	
0175L1	
TM47W	10
TM-R200	10
TS-35	20
TS-35/15	10
#0 / 3.0 DNT11-0201	




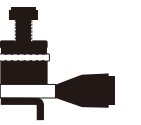
* Using DSD02-2.5500T Plug-in bridge, the rated current will drop to 17.5A

DKK4N-L2PE

Rated Data	UL	IEC
Rated Voltage (V)	600	800
Rated Current (A)		
Rated impulse voltage		8KV
Wire range (AWG/mm ²)	22~10	0.34~6
Connection Capacity		
Max. Solid (mm ²)	10	6
Max. Stranded (mm ²)	10	6
General Data		
Torque (N.m)		0.6
Screw thread		M3
Stripping length (mm)		9~11
Insulation material		PA
T / W (mm)		6.1 / 71.5
H / H on TS-35 (mm)		62 / 70.5
Package		100

Part number	Package
DKK2.5NC	50
DKNSPS-001	50
DSS4N-02P	50
DSS4N-03P	50
DSS4N-04P	50
DSS4N-05P	10
DSS4N-10P	10
DSS4N-20P	10
DSD02-2.5500T	1
DSS2.5N-6688-02P	50
DSS2.5N-6688-03P	10
DSS2.5N-6688-04P	10
DSS2.5N-6688-05P	10
CSC-2.502PN	50
CSC-2.503PN	50
CSC-2.504PN	50
CSC-2.505PN	10
CSC-2.510PN	10
0175-T002	
0175L1	
TM48W	10
TM-R200	10
TS-35	20
TS-35/15	10
#0 / 3.0 DNT11-0201	

Multi-Level Grounding Terminal Blocks



DK2.5N-3L-L3PE

Rated Data	UL	IEC
Rated Voltage (V)	600	1000
Rated Current (A)	20	24
Rated impulse voltage		8KV
Wire range (AWG/mm ²)	22~12	0.34~2.5
Connection Capacity		
Max. Solid (mm ²)		4
Max. Stranded (mm ²)		2.5
General Data		
Torque (N.m)		0.4
Screw thread		M2.5
Stripping length (mm)		9~11
Insulation material		PA
T / W (mm)		5.1 / 90.7
H / H on TS-35 (mm)		76 / 77.6
Package		100

Part number	Package
DK2.5NC-3L	50
DKNSPS-001	50
DSS2.5N-02P	50
DSS2.5N-03P	50
DSS2.5N-04P	50
DSS2.5N-05P	10
DSS2.5N-10P	10
DSS2.5N-20P	10
DSD02-2.5500T	1
DSS2.5N-6688-02P	50
DSS2.5N-6688-03P	10
DSS2.5N-6688-04P	10
DSS2.5N-6688-05P	10
CSC-2.502PN	50
CSC-2.503PN	50
CSC-2.504PN	50
CSC-2.505PN	10
CSC-2.510PN	10
0175-T002	
0175L1	
TM47W	10
TM-R200	10
TS-35	20
TS-35/15	10
#0 / 3.0 DNT11-0201	

* Using DSD02-2.5500T Plug-in bridge, the rated current will drop to 17.5A

DKK2.5N-PE

Rated Data	UL	IEC
Rated Voltage (V)	600	800
Rated Current (A)		
Rated impulse voltage		8KV
Wire range (AWG/mm ²)	22~12	0.34~4
Connection Capacity		
Max. Solid (mm ²)	12	2.5
Max. Stranded (mm ²)	12	2.5
General Data		
Torque (N.m)		0.4
Screw thread		M2.5
Stripping length (mm)		9~11
Insulation material		PA
T / W (mm)		5.1 / 71.5
H / H on TS-35 (mm)		62 / 70.5
Package		100

Part number	Package
DKK2.5NC-GN	50
DKNSPS-001	50
DSS2.5N-02P	50
DSS2.5N-03P	50
DSS2.5N-04P	50
DSS2.5N-05P	10
DSS2.5N-10P	10
DSS2.5N-20P	10
DSD02-2.5500T	1
DSS2.5N-6688-02P	50
DSS2.5N-6688-03P	10
DSS2.5N-6688-04P	10
DSS2.5N-6688-05P	10
CSC-2.502PN	50
CSC-2.503PN	50
CSC-2.504PN	50
CSC-2.505PN	10
CSC-2.510PN	10
0175-T002	
0175L1	
TM47W	10
TM-R200	10
TS-35	20
TS-35/15	10
#0 / 3.0 DNT11-0201	

DKK4N-PE

Rated Data	UL	IEC
Rated Voltage (V)	600	800
Rated Current (A)		
Rated impulse voltage		8KV
Wire range (AWG/mm ²)	22~10	0.34~6
Connection Capacity		
Max. Solid (mm ²)	10	6
Max. Stranded (mm ²)	10	6
General Data		
Torque (N.m)		0.6
Screw thread		M3
Stripping length (mm)		9~11
Insulation material		PA
T / W (mm)		6.1 / 71.5
H / H on TS-35 (mm)		62 / 70.5
Package		100

Part number	Package
DKK2.5NC-GN	50
DKNSPS-001	50
DSS4N-02P	50
DSS4N-03P	50
DSS4N-04P	50
DSS4N-05P	10
DSS4N-10P	10
DSS4N-20P	10
DSD02-2.5500T	1
DSS2.5N-6688-02P	50
DSS2.5N-6688-03P	10
DSS2.5N-6688-04P	10
DSS2.5N-6688-05P	10
CSC-2.502PN	50
CSC-2.503PN	50
CSC-2.504PN	50
CSC-2.505PN	10
CSC-2.510PN	10
0175-T002	
0175L1	
TM48W	10
TM-R200	10
TS-35	20
TS-35/15	10
#0 / 3.0 DNT11-0201	

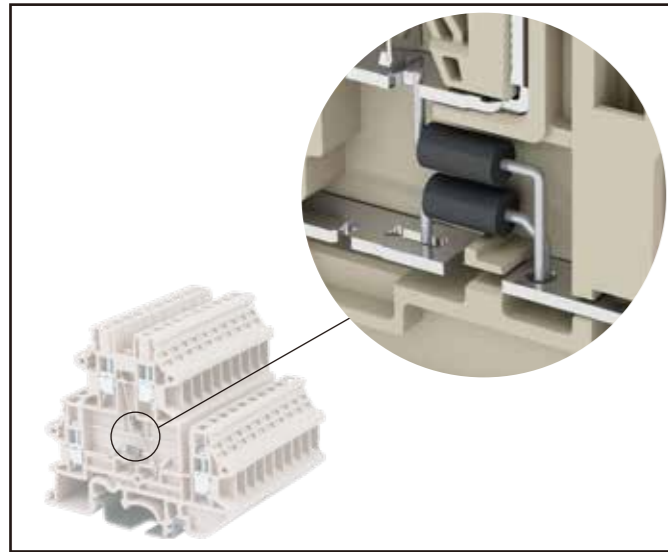
DK2.5N-3L-PE

Rated Data	UL	IEC
Rated Voltage (V)	600	1000
Rated Current (A)		
Rated impulse voltage		8KV
Wire range (AWG/mm ²)	22~12	0.34~2.5
Connection Capacity		
Max. Solid (mm ²)		4
Max. Stranded (mm ²)		2.5
General Data		
Torque (N.m)		0.4
Screw thread		M2.5
Stripping length (mm)		9~11
Insulation material		PA
T / W (mm)		5.1 / 90.7
H / H on TS-35 (mm)		76 / 77.6
Package		100


Part number	Package
DK2.5NC-3L-GN	50
DKNSPS-001	50
DSS2.5N-02P	50
DSS2.5N-03P	50
DSS2.5N-04P	50
DSS2.5N-05P	10
DSS2.5N-10P	10
DSS2.5N-20P	10
DSD02-2.5500T	1
DSS2.5N-6688-02P	50
DSS2.5N-6688-03P	10
DSS2.5N-6688-04P	10
DSS2.5N-6688-05P	10
CSC-2.502PN	50
CSC-2.503PN	50
CSC-2.504PN	50
CSC-2.505PN	10
CSC-2.510PN	10
0175-T002	
0175L1	
TM47W	10
TM-R200	10
TS-35	20
TS-35/15	10
#0 / 3.0 DNT11-0201	

Screw Connection

Bi-Level Diode Terminal Blocks



Support electronic component function



Screw connection offers stable connectivity




DKK2.5N-D series is a double-layer diode terminal block for fast and reliable protection against reverse current. While standard products are typically used for AC applications, DC applications require a more specific approach, such as photovoltaic applications.

DKK..N


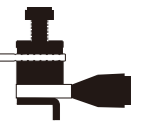
Accessories

End cover	
Separating disk	
Plug-in bridge	
2	
3	
4	
5	
10	
20	
Plug-in bridge	
2	
3	
4	
5	
Insertion bridge	
2	
3	
4	
5	
10	
Test plug	
Lever	
Marking label	
Continuous flat marking label	
DIN rail	
Tool (mm)	




DKK2.5N-D01			
Rated Data	UL	IEC	
Rated Voltage (V)	250	250	
Rated Current (A)	0.5	0.5	
Rated impulse voltage	8KV		
Wire range (AWG/mm ²)	22~12	0.34~2.5	
Connection Capacity			
Max. Solid (mm ²)	4		
Max. Stranded (mm ²)	2.5		
General Data			
Torque (N.m)	0.4		
Screw thread	M2.5		
Stripping length (mm)	9~11		
Insulation material	PA		
T / W (mm)	5.1 / 71.5		
H / H on TS-35 (mm)	62.2 / 63		
Package	100		
Part number	Package		
DKK2.5NC	50		
DKNSPS-001	50		
DSS2.5N-02P	50		
DSS2.5N-03P	50		
DSS2.5N-04P	50		
DSS2.5N-05P	10		
DSS2.5N-10P	10		
DSS2.5N-20P	10		
DSS2.5N-6688-02P	50		
DSS2.5N-6688-03P	10		
DSS2.5N-6688-04P	10		
DSS2.5N-6688-05P	10		
CSC-2.502PN	50		
CSC-2.503PN	50		
CSC-2.504PN	50		
CSC-2.505PN	10		
CSC-2.510PN	10		
0175-T002			
0175L1			
TM47W	10		
TM-R200	10		
TS-35	20		
TS-35/15	10		
#0 / 3.0 DNT11-0201			


Bi-Level Diode Terminal Blocks




DKK2.5N-D02			
Rated Data	UL	IEC	
Rated Voltage (V)	250	250	
Rated Current (A)	0.5	0.5	
Rated impulse voltage	8KV		
Wire range (AWG/mm ²)	22~12	0.34~2.5	
Connection Capacity			
Max. Solid (mm ²)	4		
Max. Stranded (mm ²)	2.5		
General Data			
Torque (N.m)	0.4		
Screw thread	M2.5		
Stripping length (mm)	9~11		
Insulation material	PA		
T / W (mm)	5.1 / 71.5		
H / H on TS-35 (mm)	62.2 / 63		
Package	100		
Part number	Package		
DKK2.5NC	50		
DKNSPS-001	50		
DSS2.5N-02P	50		
DSS2.5N-03P	50		
DSS2.5N-04P	50		
DSS2.5N-05P	10		
DSS2.5N-10P	10		
DSS2.5N-20P	10		
DSS2.5N-6688-02P	50		
DSS2.5N-6688-03P	10		
DSS2.5N-6688-04P	10		
DSS2.5N-6688-05P	10		
CSC-2.502PN	50		
CSC-2.503PN	50		
CSC-2.504PN	50		
CSC-2.505PN	10		
CSC-2.510PN	10		
0175-T002			
0175L1			
TM47W	10		
TM-R200	10		
TS-35	20		
TS-35/15	10		
#0 / 3.0 DNT11-0201			



DKK2.5N-D03			
Rated Data	UL	IEC	
Rated Voltage (V)	250	250	
Rated Current (A)	0.5	0.5	
Rated impulse voltage	8KV		
Wire range (AWG/mm ²)	22~12	0.34~2.5	
Connection Capacity			
Max. Solid (mm ²)	4		
Max. Stranded (mm ²)	2.5		
General Data			
Torque (N.m)	0.4		
Screw thread	M2.5		
Stripping length (mm)	9~11		
Insulation material	PA		
T / W (mm)	5.1 / 71.5		
H / H on TS-35 (mm)	62.2 / 63		
Package	100		
Part number	Package		
DKK2.5NC	50		
DKNSPS-001	50		
DSS2.5N-02P	50		
DSS2.5N-03P	50		
DSS2.5N-04P	50		
DSS2.5N-05P	10		
DSS2.5N-10P	10		
DSS2.5N-20P	10		
DSS2.5N-6688-02P	50		
DSS2.5N-6688-03P	10		
DSS2.5N-6688-04P	10		
DSS2.5N-6688-05P	10		
CSC-2.502PN	50		
CSC-2.503PN	50		
CSC-2.504PN	50		
CSC-2.505PN	10		
CSC-2.510PN	10		
0175-T002			
0175L1			
TM47W	10		
TM-R200	10		
TS-35	20		
TS-35/15	10		
#0 / 3.0 DNT11-0201			




DKK2.5N-D04			
Rated Data	UL	IEC	
Rated Voltage (V)	250	250	
Rated Current (A)	0.5	0.5	
Rated impulse voltage	8KV		
Wire range (AWG/mm ²)	22~12	0.34~2.5	
Connection Capacity			
Max. Solid (mm ²)	4		
Max. Stranded (mm ²)	2.5		
General Data			
Torque (N.m)	0.4		
Screw thread	M2.5		
Stripping length (mm)	9~11		
Insulation material	PA		
T / W (mm)	5.1 / 71.5		
H / H on TS-35 (mm)	62.2 / 63		
Package	100		
Part number	Package		
DKK2.5NC	50		
DKNSPS-001	50		
DSS2.5N-02P	50		
DSS2.5N-03P	50		
DSS2.5N-04P	50		
DSS2.5N-05P	10		
DSS2.5N-10P	10		
DSS2.5N-20P	10		
DSS2.5N-6688-02P	50		
DSS2.5N-6688-03P	10		
DSS2.5N-6688-04P	10		
DSS2.5N-6688-05P	10		
CSC-2.502PN	50		
CSC-2.503PN	50		
CSC-2.504PN	50		
CSC-2.505PN	10		
CSC-2.510PN	10		
0175-T002			
0175L1			
TM47W	10		
TM-R200	10		
TS-35	20		
TS-35/15	10		
#0 / 3.0 DNT11-0201			



DKK2.5N-D05			
Rated Data	UL	IEC	
Rated Voltage (V)	250	250	
Rated Current (A)	0.5	0.5	
Rated impulse voltage	8KV		
Wire range (AWG/mm ²)	22~12	0.34~2.5	
Connection Capacity			
Max. Solid (mm ²)	4		
Max. Stranded (mm ²)	2.5		
General Data			
Torque (N.m)	0.4		
Screw thread	M2.5		
Stripping length (mm)	9~11		
Insulation material	PA		
T / W (mm)	5.1 / 71.5		
H / H on TS-35 (mm)	62.2 / 63		
Package	100		
Part number	Package		
DKK2.5NC	50		
DKNSPS-001	50		
DSS2.5N-02P	50		
DSS2.5N-03P	50		
DSS2.5N-04P	50		
DSS2.5N-05P	10		
DSS2.5N-10P	10		
DSS2.5N-20P	10		
DSS2.5N-6688-02P	50		
DSS2.5N-6688-03P	10		
DSS2.5N-6688-04P	10		
DSS2.5N-6688-05P	10		
CSC-2.502PN	50		
CSC-2.503PN	50		
CSC-2.504PN	50		
CSC-2.505PN	10		
CSC-2.510PN	10		
0175-T002			
0175L1			
TM47W	10		
TM-R200	10		
TS-35	20		
TS-35/15	10		
#0 / 3.0 DNT11-0201			

Screw Connection

DK Sensor/Actuator Terminal Blocks Introduction



DK1.5SG series supports the connection with 3-wire sensors. The user performs the wiring of the NPN and/or PNP according to the required conditions.

Cross connection bridges are available, with which DK1.5SG can connect the positive and negative electrodes to the same potential. DK1.5SGF-PE can further support grounding function.

The screw connection method makes stable electrical connection in the application of signal and power transmission. In addition, it can also equip with continuous flat marking labels and bridges in different colors, and using the excellent marking system to make the wiring identification more convenient.




Advantages of screw connection:

1. Vibration resistance
2. Anti-loosening
3. Stable transmission



It can connect with various sensors to perform control process. DK1.5SGF mating with bridges can distribute the potential to various sensors. In addition, DK1.5SGF-PE also provides a grounding point for completion of sensor's grounded wiring.




Equipped with a continuous flat marking label, the terminal block can be identified clearly and make the installation convenient. Besides, the continuous flat marking label in different colors to identify the potentials easily when wiring.

Sensor / Actuator Terminal Blocks



Screw Connection




DK1.5SG.. is a sensor/actuator terminal block in 3 layers. The top layer supports signal lines, and the second and/or third layers support positive and negative potentials.

In addition, the third layer also supports insertion bridges to establish equipotential.


DK1.5SG..

Accessories

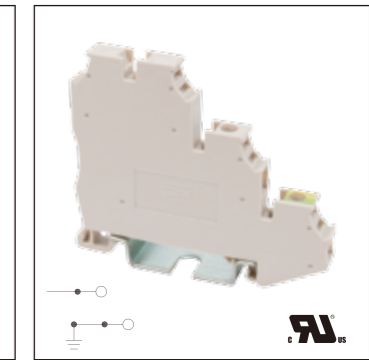
End cover	
Plug-in bridge	
Marking label	
Continuous flat marking label	
DIN rail	
Tool (mm)	



DK1.5SG DK1.5SG-LXX *		
Rated Data	UL	IEC
Rated Voltage (V)	300	250
Rated Current (A)	15	17.5
Rated impulse voltage	4KV	
Wire range (AWG/mm ²)	24~14 0.2~1.5	
Connection Capacity		
Max. Solid (mm ²)	2.5	
Max. Stranded (mm ²)	2.5	
General Data		
Torque (N.m)	0.4~0.45	
Screw thread	M2.5	
Stripping length (mm)	8~9	
Insulation material	PA	
T / W (mm)	5.1 / 60.4	
H / H on TS-35 (mm)	50.7 / 52.0	
Package	50	
Part number	Package	
DK1.5SGC	50	
DSD02-1.580	20	
TM42W	10	
TM-R100	10	
TS-35	20	
TS-35/15	10	
0.4 x 2.5 DNT11-0102		



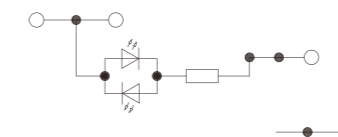
DK1.5SGF		
Rated Data	UL	IEC
Rated Voltage (V)	300	250
Rated Current (A)	15	17.5
Rated impulse voltage	4KV	
Wire range (AWG/mm ²)	24~14 0.2~1.5	
Connection Capacity		
Max. Solid (mm ²)	2.5	
Max. Stranded (mm ²)	2.5	
General Data		
Torque (N.m)	0.4~0.45	
Screw thread	M2.5	
Stripping length (mm)	8~9	
Insulation material	PA	
T / W (mm)	6.1 / 60.4	
H / H on TS-35 (mm)	50.7 / 52.0	
Package	50	
Part number	Package	
DSD02-1.580	20	
TM42W	10	
TM-R100	10	
TS-35	20	
TS-35/15	10	
0.4 x 2.5 DNT11-0102		



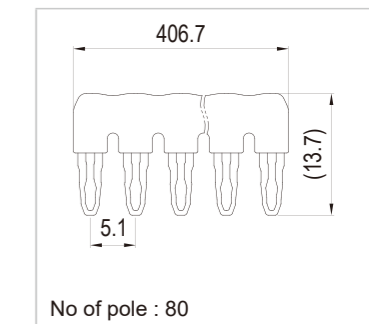
DK1.5SGF-PE		
Rated Data	UL	IEC
Rated Voltage (V)	300	250
Rated Current (A)		
Rated impulse voltage	4KV	
Wire range (AWG/mm ²)	24~14	0.2~1.5
Connection Capacity		
Max. Solid (mm ²)	2.5	
Max. Stranded (mm ²)	2.5	
General Data		
Torque (N.m)	0.4~0.45	
Screw thread	M2.5	
Stripping length (mm)	8~9	
Insulation material	PA	
T / W (mm)	6.1 / 60.4	
H / H on TS-35 (mm)	50.7 / 52.0	
Package	50	
Part number	Package	
DSD02-1.580	20	
TM42W	10	
TM-R100	10	
TS-35	20	
TS-35/15	10	
0.4 x 2.5 DNT11-0102		

*DK1.5SG-LXX with LED display.

Part number	LED	Voltage
DK1.5SG-L24	with LED light	24V



Can be cut to required length.



No of pole : 80


Part number	Color
DSD02-1.580	Black
DSD02-1.580-GN	Green
DSD02-1.580-RD	Red
DSD02-1.580-BL	Blue

Plug-in Connection Terminal Blocks




Modular terminal blocks with sockets on one side are demanded frequently in control system. DKES1.5 series are equipped with two sockets, one vertical entry on top and one horizontal entry on the side, various plugs for options. Accessories include protection covers, insertion bridges and marking labels. The multi-position cover can be divided in any pole numbers and snapped into the housing as shock protection for the contact pins when removing the plugs.

DKES1.5..




DKES1.5		
Rated Data	UL	IEC
Rated Voltage (V)	300	250
Rated Current (A)	20	24
Rated impulse voltage	4KV	
Wire range (AWG/mm ²)	22~12	0.5~1.5
Connection Capacity		
Max. Solid (mm ²)	1.5	
Max. Stranded (mm ²)	1.5	
General Data		
Torque (N.m)	0.5	
Screw thread	M3	
Stripping length (mm)	9~10	
Insulation material	PA	
T / W (mm)	5.08 / 50.6	
H / H on TS-35 (mm)	42.4 / 43.5	

Color	Part number	Package
	DKES1.5	100



DKES1.5-XXP		
Rated Data	UL	IEC
Rated Voltage (V)	300	250
Rated Current (A)	20	24
Rated impulse voltage	4KV	
Wire range (AWG/mm ²)	22~12	0.5~1.5
Connection Capacity		
Max. Solid (mm ²)	1.5	
Max. Stranded (mm ²)	1.5	
General Data		
Torque (N.m)	0.5	
Screw thread	M3	
Stripping length (mm)	9~10	
Insulation material	PA	
T / W (mm)	5.08 / 50.6	
H / H on TS-35 (mm)	42.4 / 43.5	

Color	Part number	Package
	DKES1.5-01P	100
	DKES1.5-02P~06P	50
	DKES1.5-07P~10P	20



DKES1.5M-XXP		
Rated Data	UL	IEC
Rated Voltage (V)	300	250
Rated Current (A)	20	24
Rated impulse voltage	4KV	
Wire range (AWG/mm ²)	22~12	0.5~1.5
Connection Capacity		
Max. Solid (mm ²)	1.5	
Max. Stranded (mm ²)	1.5	
General Data		
Torque (N.m)	0.5	
Screw thread	M3	
Stripping length (mm)	9~10	
Insulation material	PA	
T / W (mm)	5.08 / 50.6	
H / H on TS-35 (mm)	42.4 / 43.5	

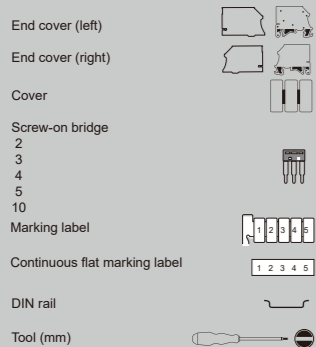
Color	Part number	Package
	DKES1.5M-01P	100
	DKES1.5M-02P~06P	50
	DKES1.5M-07P~10P	20

Part number	Package
DKES1.5CA / DKES1.5MCA	50
DKES1.5CB / DKES1.5MCB	50
DKESP1.5-XXP	50
DS2.5-02P	50
DS2.5-03P	50
DS2.5-04P	50
DS2.5-08P	10
DS2.5-10P	10
TM47W	10
TM-R200	10
TS-35	20
TS-35/15	10
0.6 x 3.5 DNT11-0107	

Part number	Package
DKESP1.5-XXP	50
DS2.5-02P	50
DS2.5-03P	50
DS2.5-04P	50
DS2.5-08P	10
DS2.5-10P	10
TM47W	10
TM-R200	10
TS-35	20
TS-35/15	10
0.6 x 3.5 DNT11-0107	

Part number	Package
DKESP1.5-XXP	50
DS2.5-02P	50
DS2.5-03P	50
DS2.5-04P	50
DS2.5-08P	10
DS2.5-10P	10
TM47W	10
TM-R200	10
TS-35	20
TS-35/15	10
0.6 x 3.5 DNT11-0107	

Accessories







DK Knife and Disconnect Terminal Blocks Introduction

The fuse type terminal block supports glass cartridge fuse and 2-way LED indicator in application. Besides, the double-layer terminal block structure greatly increases the efficiency of space applications.

The knife type terminal block can be quickly disconnected and connected by AKP-TP and AKP-TG. With AKP-CP, it can support resistors, diodes and other electronic components application.

The screw connection method makes stable electrical connection in the application of signal and power transmission. In addition, it can also equip with continuous flat marking labels and bridges in different colors, and using the excellent marking system to make the wiring identification more convenient.



The blade comes with insulator to prevent electrical shot. The fuse-type terminal block supports cartridge fuse, as well as 5V~300V LED indicators. Double-layer design, the upper level supports cartridge fuse, and the lower layer provides grounding function.

The AKP-TP and AKP-TG can be applied for quick disconnection. The AKP-CP is the carrier of electronic components supporting resistors, diodes and other electronic components to support various requirement for circuit testing.

Equipped with a continuous flat marking label, the terminal block can be identified clearly and make the installation convenient. Besides, the continuous flat marking label in different colors to identify the potentials easily when wiring.

Mating Plugs

Pole#	P/N	Pole#	P/N
2	2ESV-02P	2	2ESDV-02P
3	2ESV-03P	3	2ESDV-03P
4	2ESV-04P	4	2ESDV-04P
8	2ESV-08P	8	2ESDV-08P
10	2ESV-10P	10	2ESDV-10P

Pole#	P/N	Pole#	P/N
2	2ESV-02P	2	2ESDV-02P
3	2ESV-03P	3	2ESDV-03P
4	2ESV-04P	4	2ESDV-04P
8	2ESV-08P	8	2ESDV-08P
10	2ESV-10P	10	2ESDV-10P

Pole#	P/N	Pole#	P/N
2	2ESV-02P	2	2ESDV-02P
3	2ESV-03P	3	2ESDV-03P
4	2ESV-04P	4	2ESDV-04P
8	2ESV-08P	8	2ESDV-08P
10	2ESV-10P	10	2ESDV-10P

Pole#	P/N	Pole#	P/N
2	2ESV-02P	2	2ESDV-02P
3	2ESV-03P	3	2ESDV-03P
4	2ESV-04P	4	2ESDV-04P
8	2ESV-08P	8	2ESDV-08P
10	2ESV-10P	10	2ESDV-10P

Knife and Disconnect Terminal Blocks




DK2.5N-T series is a design with a universal socket on the top, which facilitates the insertion of different kinds of isolation plug, feed-through connectors and component connectors to carry out the disconnect function.

A complete range of accessories is available for easy identification, grouping and plug-in bridge applications.


DK2.5N-T

Accessories


End cover	
Insertion bridge	
2	
3	
4	
5	
10	
Marking label	
Continuous flat marking label	
DIN rail	
Tool (mm)	



DK2.5N-T		
Rated Data	UL	IEC
Rated Voltage (V)	300	400
Rated Current (A)	20	24
Rated impulse voltage	6KV	
Wire range (AWG/mm ²)	22~12	0.34~2.5
Connection Capacity		
Max. Solid (mm ²)	4	
Max. Stranded (mm ²)	2.5	
General Data		
Torque (N.m)	0.4	
Screw thread	M2.5	
Stripping length (mm)	9~11	
Insulation material	PA	
T / W (mm)	5.1 / 40.7	
H / H on TS-35 (mm)	40.9 / 42	
Package	100	
Color	Part number	Package
■	DK2.5N-T-RD	100
■	DK2.5N-T-BL	100
Part number	Package	
DK4NC	50	
CSC-2.502PN	50	
CSC-2.503PN	50	
CSC-2.504PN	50	
CSC-2.505PN	10	
CSC-2.510PN	10	
TM47W	10	
TM-R200	10	
TS-35	20	
TS-35/15	10	
#0 / 3.0 DNT11-0201		


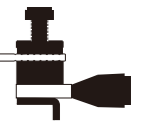


DK2.5N-TP		
Rated Data	UL	IEC
Rated Voltage (V)	300	400
Rated Current (A)	20	24
Rated impulse voltage	6KV	
Wire range (AWG/mm ²)	22~12	0.34~2.5
Connection Capacity		
Max. Solid (mm ²)	4	
Max. Stranded (mm ²)	2.5	
General Data		
Torque (N.m)	0.4	
Screw thread	M2.5	
Stripping length (mm)	9~11	
Insulation material	PA	
T / W (mm)	5.1 / 40.7	
H / H on TS-35 (mm)	55 / 55.9	
Package	100	
Color	Part number	Package
■	DK2.5N-TP-RD	100
■	DK2.5N-TP-BL	100
Part number	Package	
DK4NC	50	
CSC-2.502PN	50	
CSC-2.503PN	50	
CSC-2.504PN	50	
CSC-2.505PN	10	
CSC-2.510PN	10	
TM47W	10	
TM-R200	10	
TS-35	20	
TS-35/15	10	
#0 / 3.0 DNT11-0201		




DK2.5N-TG		
Rated Data	UL	IEC
Rated Voltage (V)	300	400
Rated Current (A)	20	24
Rated impulse voltage	6KV	
Wire range (AWG/mm ²)	22~12	0.34~2.5
Connection Capacity		
Max. Solid (mm ²)	4	
Max. Stranded (mm ²)	2.5	
General Data		
Torque (N.m)	0.4	
Screw thread	M2.5	
Stripping length (mm)	9~11	
Insulation material	PA	
T / W (mm)	5.1 / 40.7	
H / H on TS-35 (mm)	42.6 / 43.5	
Package	100	
Color	Part number	Package
■	DK2.5N-TG-RD	100
■	DK2.5N-TG-BL	100
Part number	Package	
DK4NC	50	
CSC-2.502PN	50	
CSC-2.503PN	50	
CSC-2.504PN	50	
CSC-2.505PN	10	
CSC-2.510PN	10	
TM47W	10	
TM-R200	10	
TS-35	20	
TS-35/15	10	
#0 / 3.0 DNT11-0201		


Knife and Disconnect Terminal Blocks




DK2.5N-CP		
Rated Data	UL	IEC
Rated Voltage (V)	300	400
Rated Current (A)	6	6
Rated impulse voltage	6KV	
Wire range (AWG/mm ²)	22~12	0.34~2.5
Connection Capacity		
Max. Solid (mm ²)	4	
Max. Stranded (mm ²)	2.5	
General Data		
Torque (N.m)	0.4	
Screw thread	M2.5	
Stripping length (mm)	9~11	
Insulation material	PA	
T / W (mm)	5.1 / 40.7	
H / H on TS-35 (mm)	62.1 / 63	
Package	100	
Color	Part number	Package
■	DK2.5N-CP-RD	100
■	DK2.5N-CP-BL	100
Part number	Package	
DK4NC	50	
CSC-2.502PN	50	
CSC-2.503PN	50	
CSC-2.504PN	50	
CSC-2.505PN	10	
CSC-2.510PN	10	
TM47W	10	
TM-R200	10	
TS-35	20	
TS-35/15	10	
#0 / 3.0 DNT11-0201		



DK2.5N-M-5X20		
Rated Data	UL	IEC
Rated Voltage (V)	300	400
Rated Current (A)	10	6.3
Rated impulse voltage	4KV	
Wire range (AWG/mm ²)	22~12	0.34~2.5
Connection Capacity		
Max. Solid (mm ²)	4	
Max. Stranded (mm ²)	2.5	
General Data		
Torque (N.m)	0.4	
Screw thread	M2.5	
Stripping length (mm)	9~11	
Insulation material	PA	
T / W (mm)	5.1 / 40.7	
H / H on TS-35 (mm)	89.1 / 90.2	
Package	50	
Color	Part number	Package
■	DK2.5N-M-5X20-RD	50
■	DK2.5N-M-5X20-BL	50
Part number	Package	
DK4NC	50	
CSC-2.502PN	50	
CSC-2.503PN	50	
CSC-2.504PN	50	
CSC-2.505PN	10	
CSC-2.510PN	10	
TM47W	10	
TM-R200	10	
TS-35	20	
TS-35/15	10	
#0 / 3.0 DNT11-0201		



DK2.5N-MLXX-5X20		
Rated Data	UL	IEC
Rated Voltage (V)	300	400
Rated Current (A)	10	6.3
Rated impulse voltage	4KV	
Wire range (AWG/mm ²)	22~12	0.34~2.5
Connection Capacity		
Max. Solid (mm ²)	4	
Max. Stranded (mm ²)	2.5	
General Data		
Torque (N.m)	0.4	
Screw thread	M2.5	
Stripping length (mm)	9~11	
Insulation material	PA	
T / W (mm)	5.1 / 40.7	
H / H on TS-35 (mm)	89.1 / 90.2	
Package	50	
Color	Part number	Package
■	DK2.5N-MLXX-5X20-RD	50
■	DK2.5N-MLXX-5X20-BL	50
Part number	Package	
DK4NC	50	
CSC-2.502PN	50	
CSC-2.503PN	50	
CSC-2.504PN	50	
CSC-2.505PN	10	
CSC-2.510PN	10	
TM47W	10	
TM-R200	10	
TS-35	20	
TS-35/15	10	
#0 / 3.0 DNT11-0201		






DK2.5N-MLXX-5X20		
Rated Data	UL	IEC
Rated Voltage (V)	300	400
Rated Current (A)	10	6.3
Rated impulse voltage	4KV	
Wire range (AWG/mm ²)	22~12	0.34~2.5
Connection Capacity		
Max. Solid (mm ²)	4	
Max. Stranded (mm ²)	2.5	
General Data		
Torque (N.m)	0.4	
Screw thread	M2.5	
Stripping length (mm)	9~11	
Insulation material	PA	
T / W (mm)	5.1 / 40.7	
H / H on TS-35 (mm)	89.1 / 90.2	
Package	50	
Color	Part number	Package
■	DK2.5N-MLXX-5X20-RD	50
■	DK2.5N-MLXX-5X20-BL	50
Part number	Package	
DK4NC	50	
CSC-2.502PN	50	
CSC-2.503PN	50	
CSC-2.504PN	50	
CSC-2.505PN	10	
CSC-2.510PN	10	
TM47W	10	
TM-R200	10	
TS-35	20	
TS-35/15	10	
#0 / 3.0 DNT11-0201		

* DK2.5N-MLXX-5X20 with LED display.

Part number	LED	Voltage
DK2.5N-ML24-5X20	with LED light	24V
DK2.5N-ML60-5X20	with LED light	60V
DK2.5N-ML250-5X20	with LED light	250V

Screw Connection

Knife and Disconnect Terminal Blocks



DK4N-T series is a design with a universal socket on the top, which facilitates the insertion of different kinds of isolation plug, feed-through connectors and component connectors to carry out the disconnect function.

A complete range of accessories is available for easy identification, grouping and plug-in bridge applications.

DK4N-T

Accessories





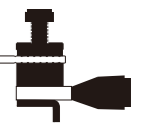
End cover	
Insertion bridge	
2	
3	
4	
5	
10	
Marking label	
Continuous flat marking label	
DIN rail	
Tool (mm)	

DK4N-T		
Rated Data	UL	IEC
Rated Voltage (V)	300	400
Rated Current (A)	30	32
Rated impulse voltage	6KV	
Wire range (AWG/mm ²)	22~10	0.34~4
Connection Capacity		
Max. Solid (mm ²)	6	
Max. Stranded (mm ²)	4	
General Data		
Torque (N.m)	0.6	
Screw thread	M3	
Stripping length (mm)	9~11	
Insulation material	PA	
T / W (mm)	6.1 / 40.7	
H / H on TS-35 (mm)	40.9 / 42	
Package	100	
Color	Part number	Package
■	DK4N-T-RD	100
■	DK4N-T-BL	100
Part number	Package	
DK4NC	50	
CSC-402PN	50	
CSC-403PN	50	
CSC-404PN	50	
CSC-405PN	10	
CSC-410PN	10	
TM48W	10	
TM-R200	10	
TS-35	20	
TS-35/15	10	
#0 / 3.0 DNT11-0201		

DK4N-TP		
Rated Data	UL	IEC
Rated Voltage (V)	300	400
Rated Current (A)	30	32
Rated impulse voltage	6KV	
Wire range (AWG/mm ²)	22~10	0.34~4
Connection Capacity		
Max. Solid (mm ²)	6	
Max. Stranded (mm ²)	4	
General Data		
Torque (N.m)	0.6	
Screw thread	M3	
Stripping length (mm)	9~11	
Insulation material	PA	
T / W (mm)	6.1 / 40.7	
H / H on TS-35 (mm)	55 / 55.9	
Package	100	
Color	Part number	Package
■	DK4N-TP-RD	100
■	DK4N-TP-BL	100
Part number	Package	
DK4NC	50	
CSC-402PN	50	
CSC-403PN	50	
CSC-404PN	50	
CSC-405PN	10	
CSC-410PN	10	
TM48W	10	
TM-R200	10	
TS-35	20	
TS-35/15	10	
#0 / 3.0 DNT11-0201		

DK4N-TG		
Rated Data	UL	IEC
Rated Voltage (V)	300	400
Rated Current (A)	30	32
Rated impulse voltage	6KV	
Wire range (AWG/mm ²)	22~10	0.34~4
Connection Capacity		
Max. Solid (mm ²)	6	
Max. Stranded (mm ²)	4	
General Data		
Torque (N.m)	0.6	
Screw thread	M3	
Stripping length (mm)	9~11	
Insulation material	PA	
T / W (mm)	6.1 / 40.7	
H / H on TS-35 (mm)	42.6 / 43.5	
Package	100	
Color	Part number	Package
■	DK4N-TG-RD	100
■	DK4N-TG-BL	100
Part number	Package	
DK4NC	50	
CSC-402PN	50	
CSC-403PN	50	
CSC-404PN	50	
CSC-405PN	10	
CSC-410PN	10	
TM48W	10	
TM-R200	10	
TS-35	20	
TS-35/15	10	
#0 / 3.0 DNT11-0201		

Knife and Disconnect Terminal Blocks



DK4N-CP		
Rated Data	UL	IEC
Rated Voltage (V)	300	400
Rated Current (A)	6	6
Rated impulse voltage	6KV	
Wire range (AWG/mm ²)	22~10	0.34~4
Connection Capacity		
Max. Solid (mm ²)	6	
Max. Stranded (mm ²)	4	
General Data		
Torque (N.m)	0.6	
Screw thread	M3	
Stripping length (mm)	9~11	
Insulation material	PA	
T / W (mm)	6.1 / 40.7	
H / H on TS-35 (mm)	62.1 / 63	
Package	100	
Color	Part number	Package
■	DK4N-CP-RD	100
■	DK4N-CP-BL	100
Part number	Package	
DK4NC	50	
CSC-402PN	50	
CSC-403PN	50	
CSC-404PN	50	
CSC-405PN	10	
CSC-410PN	10	
TM48W	10	
TM-R200	10	
TS-35	20	
TS-35/15	10	
#0 / 3.0 DNT11-0201		

DK4N-M-5X20		
Rated Data	UL	IEC
Rated Voltage (V)	300	400
Rated Current (A)	10	6.3
Rated impulse voltage	4KV	
Wire range (AWG/mm ²)	22~10	0.34~4
Connection Capacity		
Max. Solid (mm ²)	6	
Max. Stranded (mm ²)	4	
General Data		
Torque (N.m)	0.6	
Screw thread	M3	
Stripping length (mm)	9~11	
Insulation material	PA	
T / W (mm)	6.1 / 40.7	
H / H on TS-35 (mm)	89.1 / 90.2	
Package	50	
Color	Part number	Package
■	DK4N-M-5X20-RD	50
■	DK4N-M-5X20-BL	50
Part number	Package	
DK4NC	50	
CSC-402PN	50	
CSC-403PN	50	
CSC-404PN	50	
CSC-405PN	10	
CSC-410PN	10	
TM48W	10	
TM-R200	10	
TS-35	20	
TS-35/15	10	
#0 / 3.0 DNT11-0201		

DK4N-MLXX-5X20		
Rated Data	UL	IEC
Rated Voltage (V)	300	400
Rated Current (A)	10	6.3
Rated impulse voltage	4KV	
Wire range (AWG/mm ²)	22~10	0.34~4
Connection Capacity		
Max. Solid (mm ²)	6	
Max. Stranded (mm ²)	4	
General Data		
Torque (N.m)	0.6	
Screw thread	M3	
Stripping length (mm)	9~11	
Insulation material	PA	
T / W (mm)	6.1 / 40.7	
H / H on TS-35 (mm)	89.1 / 90.2	
Package	50	
Color	Part number	Package
■	DK4N-MLXX-5X20-RD	50
■	DK4N-MLXX-5X20-BL	50
Part number	Package	
DK4NC	50	
CSC-402PN	50	
CSC-403PN	50	
CSC-404PN	50	
CSC-405PN	10	
CSC-410PN	10	
TM48W	10	
TM-R200	10	
TS-35	20	
TS-35/15	10	
#0 / 3.0 DNT11-0201		

Rated Data	UL	IEC
Rated Voltage (V)		
Rated Current (A)		
Rated impulse voltage		
Wire range (AWG/mm ²)		
Connection Capacity		
Max. Solid (mm ²)		
Max. Stranded (mm ²)		
General Data		
Torque (N.m)		
Screw thread		
Stripping length (mm)		
Insulation material		
T / W (mm)		
H / H on TS-35 (mm)		
Package		
Color	Part number	Package
■		
Part number	Package	

* DK4N-MLXX-5X20 with LED display.

Part number	LED	Voltage
DK4N-ML24-5X20	with LED light	24V
DK4N-ML60-5X20	with LED light	60V
DK4N-ML250-5X20	with LED light	250V

Screw Connection


Bi-Level Knife and Disconnect Terminal Blocks




DKK2.5N-TN-T series is a double-layer basic terminal block with independent potential each layer. The universal socket on the top, which facilitates the insertion of different kinds of isolation plug, feed-through connectors and component connectors to carry out the disconnect function.

A complete range of accessories is available for easy identification, grouping and plug-in bridge applications.


DKK2.5N-T



DKK2.5N-T		
Rated Data	UL	IEC
Rated Voltage (V)	300	400
Rated Current (A)	20	23
Rated impulse voltage	6KV	
Wire range (AWG/mm ²)	22~12	0.34~2.5
Connection Capacity		
Max. Solid (mm ²)	4	
Max. Stranded (mm ²)	2.5	
General Data		
Torque (N.m)	0.4	
Screw thread	M2.5	
Stripping length (mm)	9~11	
Insulation material	PA	
T / W (mm)	5.1 / 71.5	
H / H on TS-35 (mm)	62.2 / 63	
Package	100	



DKK2.5N-TP		
Rated Data	UL	IEC
Rated Voltage (V)	300	400
Rated Current (A)	20	23
Rated impulse voltage	6KV	
Wire range (AWG/mm ²)	22~12	0.34~2.5
Connection Capacity		
Max. Solid (mm ²)	4	
Max. Stranded (mm ²)	2.5	
General Data		
Torque (N.m)	0.4	
Screw thread	M2.5	
Stripping length (mm)	9~11	
Insulation material	PA	
T / W (mm)	5.1 / 71.5	
H / H on TS-35 (mm)	76.3 / 77.1	
Package	50	



DKK2.5N-TG		
Rated Data	UL	IEC
Rated Voltage (V)	300	400
Rated Current (A)	20	21
Rated impulse voltage	6KV	
Wire range (AWG/mm ²)	22~12	0.34~2.5
Connection Capacity		
Max. Solid (mm ²)	4	
Max. Stranded (mm ²)	2.5	
General Data		
Torque (N.m)	0.4	
Screw thread	M2.5	
Stripping length (mm)	9~11	
Insulation material	PA	
T / W (mm)	5.1 / 71.5	
H / H on TS-35 (mm)	63.9 / 64.7	
Package	50	

Accessories

End cover	
Plug-in bridge	
2	
3	
4	
5	
10	
20	
Plug-in bridge 500	
Insertion bridge	
2	
3	
4	
5	
10	
Marking label	
Continuous flat marking label	
DIN rail	
Tool (mm)	

Color	Part number	Package
■	DKK2.5N-T-RD	50
■	DKK2.5N-T-BL	50
Part number Package		
	DKK2.5NC	50
	DSS2.5N-02P	50
	DSS2.5N-03P	50
	DSS2.5N-04P	50
	DSS2.5N-05P	10
	DSS2.5N-10P	10
	DSD02-2.5500T	1
	CSC-2.502PN	50
	CSC-2.503PN	50
	CSC-2.504PN	50
	CSC-2.505PN	10
	CSC-2.510PN	10
	TM47W	10
	TM-R200	10
	TS-35	20
	TS-35/15	10
	#0 / 3.0 DNT11-0201	

Color	Part number	Package
■	DKK2.5N-TP-RD	50
■	DKK2.5N-TP-BL	50
Part number Package		
	DKK2.5NC	50
	DSS2.5N-02P	50
	DSS2.5N-03P	50
	DSS2.5N-04P	50
	DSS2.5N-05P	10
	DSS2.5N-10P	10
	DSS2.5N-20P	10
	DSD02-2.5500T	1
	CSC-2.502PN	50
	CSC-2.503PN	50
	CSC-2.504PN	50
	CSC-2.505PN	10
	CSC-2.510PN	10
	TM47W	10
	TM-R200	10
	TS-35	20
	TS-35/15	10
	#0 / 3.0 DNT11-0201	

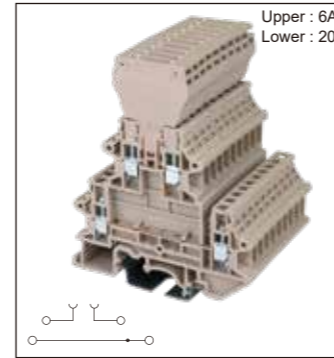
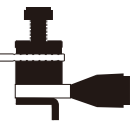
Color	Part number	Package
■	DKK2.5N-TG-RD	50
■	DKK2.5N-TG-BL	50
Part number Package		
	DKK2.5NC	50
	DSS2.5N-02P	50
	DSS2.5N-03P	50
	DSS2.5N-04P	50
	DSS2.5N-05P	10
	DSS2.5N-10P	10
	DSS2.5N-20P	10
	DSD02-2.5500T	1
	CSC-2.502PN	50
	CSC-2.503PN	50
	CSC-2.504PN	50
	CSC-2.505PN	10
	CSC-2.510PN	10
	TM47W	10
	TM-R200	10
	TS-35	20
	TS-35/15	10
	#0 / 3.0 DNT11-0201	

* Using DSD02-2.5500T Plug-in bridge, the rated current will drop to 17.5A

* Using DSD02-2.5500T Plug-in bridge, the rated current will drop to 17.5A

* Using DSD02-2.5500T Plug-in bridge, the rated current will drop to 17.5A


Bi-Level Knife and Disconnect Terminal Blocks



DKK2.5N-CP		
Rated Data	UL	IEC
Rated Voltage (V)	300	400
Rated Current (A)	6/20	6
Rated impulse voltage	6KV	
Wire range (AWG/mm ²)	22~12	0.34~2.5
Connection Capacity		
Max. Solid (mm ²)	4	
Max. Stranded (mm ²)	2.5	
General Data		
Torque (N.m)	0.4	
Screw thread	M2.5	
Stripping length (mm)	9~11	
Insulation material	PA	
T / W (mm)	5.1 / 71.5	
H / H on TS-35 (mm)	83.4 / 84.2	
Package	50	

Color	Part number	Package
■	DKK2.5N-CP-RD	50
■	DKK2.5N-CP-BL	50
Part number Package		
	DKK2.5NC	50
	DSS2.5N-02P	50
	DSS2.5N-03P	50
	DSS2.5N-04P	50
	DSS2.5N-05P	10
	DSS2.5N-10P	10
	DSS2.5N-20P	10
	DSD02-2.5500T	1
	CSC-2.502PN	50
	CSC-2.503PN	50
	CSC-2.504PN	50
	CSC-2.505PN	10
	CSC-2.510PN	10
	TM47W	10
	TM-R200	10
	TS-35	20
	TS-35/15	10
	#0 / 3.0 DNT11-0201	


* Using DSD02-2.5500T Plug-in bridge, the rated current will drop to 17.5A



DKK2.5N-M-5X20		
Rated Data	UL	IEC
Rated Voltage (V)	300	400
Rated Current (A)	10/20	6.3
Rated impulse voltage	4KV	
Wire range (AWG/mm ²)	22~12	0.34~2.5
Connection Capacity		
Max. Solid (mm ²)	4	
Max. Stranded (mm ²)	2.5	
General Data		
Torque (N.m)	0.4	
Screw thread	M2.5	
Stripping length (mm)	9~11	
Insulation material	PA	
T / W (mm)	5.1 / 71.5	
H / H on TS-35 (mm)	110.4 / 111.2	
Package	50	

Color	Part number	Package
■	DKK2.5N-M-5X20-RD	50
■	DKK2.5N-M-5X20-BL	50
Part number Package		
	DKK2.5NC	50
	DSS2.5N-02P	50
	DSS2.5N-03P	50
	DSS2.5N-04P	50
	DSS2.5N-05P	10
	DSS2.5N-10P	10
	DSD02-2.5500T	1
	CSC-2.502PN	50
	CSC-2.503PN	50
	CSC-2.504PN	50
	CSC-2.505PN	10
	CSC-2.510PN	10
	TM47W	10
	TM-R200	10
	TS-35	20
	TS-35/15	10
	#0 / 3.0 DNT11-0201	

* Using DSD02-2.5500T Plug-in bridge, the rated current will drop to 17.5A



DKK2.5N-MLXX-5X20		
Rated Data	UL	IEC
Rated Voltage (V)	300	400
Rated Current (A)	10/20	6.3
Rated impulse voltage	4KV	
Wire range (AWG/mm ²)	22~12	0.34~2.5
Connection Capacity		
Max. Solid (mm ²)	4	
Max. Stranded (mm ²)	2.5	
General Data		
Torque (N.m)	0.4	
Screw thread	M2.5	
Stripping length (mm)	9~11	
Insulation material	PA	
T / W (mm)	5.1 / 71.5	
H / H on TS-35 (mm)	110.4 / 111.2	
Package	50	



Color	Part number	Package
■	DKK2.5N-MLXX-5X20-RD	50
■	DKK2.5N-MLXX-5X20-BL	50
Part number Package		
	DKK2.5NC	50
	DSS2.5N-02P	50
	DSS2.5N-03P	50
	DSS2.5N-04P	50
	DSS2.5N-05P	10
	DSS2.5N-10P	10
	DSD02-2.5500T	1
	CSC-2.502PN	50
	CSC-2.503PN	50
	CSC-2.504PN	50
	CSC-2.505PN	10
	CSC-2.510PN	10
	TM47W	10
	TM-R200	10
	TS-35	20
	TS-35/15	10
	#0 / 3.0 DNT11-0201	

* Using DSD02-2.5500T Plug-in bridge, the rated current will drop to 17.5A

* DKK2.5N-MLXX-5X20 with LED display.

Part number	LED	Voltage
DKK2.5N-ML24-5X20	with LED light	24V
DKK2.5N-ML60-5X20	with LED light	60V
DKK2.5N-ML250-5X20	with LED light	250V

Bi-Level Knife and Disconnect Terminal Blocks



DKK4N-TN-T series is a double-layer basic terminal block with independent potential each layer. The universal socket on the top, which facilitates the insertion of different kinds of isolation plug, feed-through connectors and component connectors to carry out the disconnect function.

A complete range of accessories is available for easy identification, grouping and plug-in bridge applications.

DKK4N-T

DKK4N-T		
Rated Data	UL	IEC
Rated Voltage (V)	300	400
Rated Current (A)	30	32
Rated impulse voltage	6KV	
Wire range (AWG/mm ²)	22~10	0.34~4
Connection Capacity		
Max. Solid (mm ²)	6	
Max. Stranded (mm ²)	4	
General Data		
Torque (N.m)	0.6	
Screw thread	M3	
Stripping length (mm)	9~11	
Insulation material	PA	
T / W (mm)	6.1 / 71.5	
H / H on TS-35 (mm)	62.2 / 63	
Package	100	
Color	Part number	Package
■	DKK4N-T-RD	50
■	DKK4N-T-BL	50
Part number	Package	
DKK2.5NC	50	
DSS4N-02P	50	
DSS4N-03P	50	
DSS4N-04P	50	
DSS4N-05P	10	
DSS4N-10P	10	
CSC-402PN	50	
CSC-403PN	50	
CSC-404PN	50	
CSC-405PN	10	
CSC-410PN	10	
TM48W	10	
TM-R200	10	
TS-35	20	
TS-35/15	10	
#0 / 3.0 DNT11-0201		




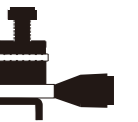
DKK4N-TP		
Rated Data	UL	IEC
Rated Voltage (V)	300	400
Rated Current (A)	30	32
Rated impulse voltage	6KV	
Wire range (AWG/mm ²)	22~10	0.34~4
Connection Capacity		
Max. Solid (mm ²)	6	
Max. Stranded (mm ²)	4	
General Data		
Torque (N.m)	0.6	
Screw thread	M3	
Stripping length (mm)	9~11	
Insulation material	PA	
T / W (mm)	6.1 / 71.5	
H / H on TS-35 (mm)	76.3 / 77.1	
Package	50	
Color	Part number	Package
■	DKK4N-TP-RD	50
■	DKK4N-TP-BL	50
Part number	Package	
DKK2.5NC	50	
DSS4N-02P	50	
DSS4N-03P	50	
DSS4N-04P	50	
DSS4N-05P	10	
DSS4N-10P	10	
DSS4N-20P	10	
CSC-402PN	50	
CSC-403PN	50	
CSC-404PN	50	
CSC-405PN	10	
CSC-410PN	10	
TM48W	10	
TM-R200	10	
TS-35	20	
TS-35/15	10	
#0 / 3.0 DNT11-0201		

DKK4N-TG		
Rated Data	UL	IEC
Rated Voltage (V)	300	400
Rated Current (A)	30	32
Rated impulse voltage	6KV	
Wire range (AWG/mm ²)	22~10	0.34~4
Connection Capacity		
Max. Solid (mm ²)	6	
Max. Stranded (mm ²)	4	
General Data		
Torque (N.m)	0.6	
Screw thread	M3	
Stripping length (mm)	9~11	
Insulation material	PA	
T / W (mm)	6.1 / 71.5	
H / H on TS-35 (mm)	63.9 / 64.7	
Package	50	
Color	Part number	Package
■	DKK4N-TG-RD	50
■	DKK4N-TG-BL	50
Part number	Package	
DKK2.5NC	50	
DSS4N-02P	50	
DSS4N-03P	50	
DSS4N-04P	50	
DSS4N-05P	10	
DSS4N-10P	10	
DSS4N-20P	10	
CSC-402PN	50	
CSC-403PN	50	
CSC-404PN	50	
CSC-405PN	10	
CSC-410PN	10	
TM48W	10	
TM-R200	10	
TS-35	20	
TS-35/15	10	
#0 / 3.0 DNT11-0201		

Accessories

- End cover
- Plug-in bridge
 - 2
 - 3
 - 4
 - 5
 - 10
 - 20
- Insertion bridge
 - 2
 - 3
 - 4
 - 5
 - 10
- Marking label
- Continuous flat marking label
- DIN rail
- Tool (mm)

Bi-Level Knife and Disconnect Terminal Blocks



DKK4N-CP		
Rated Data	UL	IEC
Rated Voltage (V)	300	400
Rated Current (A)	6/30	6
Rated impulse voltage	6KV	
Wire range (AWG/mm ²)	22~10	0.34~4
Connection Capacity		
Max. Solid (mm ²)	6	
Max. Stranded (mm ²)	4	
General Data		
Torque (N.m)	0.6	
Screw thread	M3	
Stripping length (mm)	9~11	
Insulation material	PA	
T / W (mm)	6.1 / 71.5	
H / H on TS-35 (mm)	83.4 / 84.2	
Package	50	
Color	Part number	Package
■	DKK4N-CP-RD	50
■	DKK4N-CP-BL	50
Part number	Package	
DKK2.5NC	50	
DSS4N-02P	50	
DSS4N-03P	50	
DSS4N-04P	50	
DSS4N-05P	10	
DSS4N-10P	10	
DSS4N-20P	10	
CSC-402PN	50	
CSC-403PN	50	
CSC-404PN	50	
CSC-405PN	10	
CSC-410PN	10	
TM48W	10	
TM-R200	10	
TS-35	20	
TS-35/15	10	
#0 / 3.0 DNT11-0201		

DKK4N-M-5X20		
Rated Data	UL	IEC
Rated Voltage (V)	300	400
Rated Current (A)	10/30	6.3
Rated impulse voltage	4KV	
Wire range (AWG/mm ²)	22~10	0.34~4
Connection Capacity		
Max. Solid (mm ²)	6	
Max. Stranded (mm ²)	4	
General Data		
Torque (N.m)	0.6	
Screw thread	M3	
Stripping length (mm)	9~11	
Insulation material	PA	
T / W (mm)	6.1 / 71.5	
H / H on TS-35 (mm)	110.4 / 111.2	
Package	50	
Color	Part number	Package
■	DKK4N-M-5X20-RD	50
■	DKK4N-M-5X20-BL	50
Part number	Package	
DKK2.5NC	50	
DSS4N-02P	50	
DSS4N-03P	50	
DSS4N-04P	50	
DSS4N-05P	10	
DSS4N-10P	10	
CSC-402PN	50	
CSC-403PN	50	
CSC-404PN	50	
CSC-405PN	10	
CSC-410PN	10	
TM48W	10	
TM-R200	10	
TS-35	20	
TS-35/15	10	
#0 / 3.0 DNT11-0201		

DKK4N-MLXX-5X20		
Rated Data	UL	IEC
Rated Voltage (V)	300	400
Rated Current (A)	10/30	6.3
Rated impulse voltage	4KV	
Wire range (AWG/mm ²)	22~10	0.34~4
Connection Capacity		
Max. Solid (mm ²)	6	
Max. Stranded (mm ²)	4	
General Data		
Torque (N.m)	0.6	
Screw thread	M3	
Stripping length (mm)	9~11	
Insulation material	PA	
T / W (mm)	6.1 / 71.5	
H / H on TS-35 (mm)	110.4 / 111.2	
Package	50	
Color	Part number	Package
■	DKK4N-MLXX-5X20-RD	50
■	DKK4N-MLXX-5X20-BL	50
Part number	Package	
DKK2.5NC	50	
DSS4N-02P	50	
DSS4N-03P	50	
DSS4N-04P	50	
DSS4N-05P	10	
DSS4N-10P	10	
CSC-402PN	50	
CSC-403PN	50	
CSC-404PN	50	
CSC-405PN	10	
CSC-410PN	10	
TM48W	10	
TM-R200	10	
TS-35	20	
TS-35/15	10	
#0 / 3.0 DNT11-0201		

Rated Data	UL	IEC
Rated Voltage (V)		
Rated Current (A)		
Rated impulse voltage		
Wire range (AWG/mm ²)		
Connection Capacity		
Max. Solid (mm ²)		
Max. Stranded (mm ²)		
General Data		
Torque (N.m)		
Screw thread		
Stripping length (mm)		
Insulation material		
T / W (mm)		
H / H on TS-35 (mm)		
Package		
Color	Part number	Package
■		
Part number	Package	

* DKK4N-MLXX-5X20 with LED display.

Part number	LED	Voltage
DKK4N-ML24-5X20	with LED light	24V
DKK4N-ML60-5X20	with LED light	60V
DKK4N-ML250-5X20	with LED light	250V

Screw Connection


Knife and Disconnect Terminal Blocks




DK4NS-T series is a design with a universal socket on the top, which facilitates the insertion of different kinds of isolation plug, feed-through connectors and component connectors to carry out the disconnect function.

The product has 2 jumper slots, which enables any numbers of terminal blocks to be shorted by use of 2P jumper.


DK4NS-T



DK4NS-T		
Rated Data	UL	IEC
Rated Voltage (V)	600	800
Rated Current (A)	30	32
Rated impulse voltage	8KV	
Wire range (AWG/mm ²)	22~10	0.34~4
Connection Capacity		
Max. Solid (mm ²)	4	
Max. Stranded (mm ²)	4	
General Data		
Torque (N.m)	0.6	
Screw thread	M3	
Stripping length (mm)	9~11	
Insulation material	PA	
T / W (mm)	6.1 / 57.8	
H / H on TS-35 (mm)	40.7 / 41.9	
Package	100	



DK4NS-TP		
Rated Data	UL	IEC
Rated Voltage (V)	600	800
Rated Current (A)	30	32
Rated impulse voltage	8KV	
Wire range (AWG/mm ²)	22~10	0.34~4
Connection Capacity		
Max. Solid (mm ²)	4	
Max. Stranded (mm ²)	4	
General Data		
Torque (N.m)	0.6	
Screw thread	M3	
Stripping length (mm)	9~11	
Insulation material	PA	
T / W (mm)	6.1 / 57.8	
H / H on TS-35 (mm)	54.9 / 56.1	
Package	50	



DK4NS-TG		
Rated Data	UL	IEC
Rated Voltage (V)	600	800
Rated Current (A)	30	32
Rated impulse voltage	8KV	
Wire range (AWG/mm ²)	22~10	0.34~4
Connection Capacity		
Max. Solid (mm ²)	4	
Max. Stranded (mm ²)	4	
General Data		
Torque (N.m)	0.6	
Screw thread	M3	
Stripping length (mm)	9~11	
Insulation material	PA	
T / W (mm)	6.1 / 57.8	
H / H on TS-35 (mm)	42.4 / 43.5	
Package	100	

Accessories


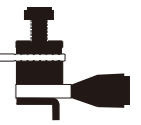
End cover	
Plug-in bridge	
2	
3	
4	
5	
10	
20	
Insertion bridge	
2	
3	
4	
5	
10	
Marking label	
Continuous flat marking label	
DIN rail	
Tool (mm)	

Color	Part number	Package
■	DK4NS-T-RD	100
■	DK4NS-T-BL	100
Part number Package		
	DK4NSC-T	50
	DSS4N-02P	50
	DSS4N-03P	50
	DSS4N-04P	50
	DSS4N-05P	10
	DSS4N-10P	10
	CSC-402PN	50
	CSC-403PN	50
	CSC-404PN	50
	CSC-405PN	10
	CSC-410PN	10
	TM48W	10
	TM-R200	10
	TS-35	20
	TS-35/15	10
#0 / 3.0 DNT11-0201		

Color	Part number	Package
■	DK4NS-TP-RD	50
■	DK4NS-TP-BL	50
Part number Package		
	DK4NSC-T	50
	DSS4N-02P	50
	DSS4N-03P	50
	DSS4N-04P	50
	DSS4N-05P	10
	DSS4N-10P	10
	CSC-402PN	50
	CSC-403PN	50
	CSC-404PN	50
	CSC-405PN	10
	CSC-410PN	10
	TM48W	10
	TM-R200	10
	TS-35	20
	TS-35/15	10
#0 / 3.0 DNT11-0201		


Color	Part number	Package
■	DK4NS-TG-RD	100
■	DK4NS-TG-BL	100
Part number Package		
	DK4NSC-T	50
	DSS4N-02P	50
	DSS4N-03P	50
	DSS4N-04P	50
	DSS4N-05P	10
	DSS4N-10P	10
	CSC-402PN	50
	CSC-403PN	50
	CSC-404PN	50
	CSC-405PN	10
	CSC-410PN	10
	TM48W	10
	TM-R200	10
	TS-35	20
	TS-35/15	10
#0 / 3.0 DNT11-0201		

Knife and Disconnect Terminal Blocks




DK4NS-CP		
Rated Data	UL	IEC
Rated Voltage (V)	600	800
Rated Current (A)	6	6
Rated impulse voltage	8KV	
Wire range (AWG/mm ²)	22~10	0.34~4
Connection Capacity		
Max. Solid (mm ²)	4	
Max. Stranded (mm ²)	4	
General Data		
Torque (N.m)	0.6	
Screw thread	M3	
Stripping length (mm)	9~11	
Insulation material	PA	
T / W (mm)	6.1 / 57.8	
H / H on TS-35 (mm)	62 / 63.2	
Package	50	

Color	Part number	Package
■	DK4NS-CP-RD	50
■	DK4NS-CP-BL	50
Part number Package		
	DK4NSC-T	50
	DSS4N-02P	50
	DSS4N-03P	50
	DSS4N-04P	50
	DSS4N-05P	10
	DSS4N-10P	10
	CSC-402PN	50
	CSC-403PN	50
	CSC-404PN	50
	CSC-405PN	10
	CSC-410PN	10
	TM48W	10
	TM-R200	10
	TS-35	20
	TS-35/15	10
#0 / 3.0 DNT11-0201		




DK4NS-M-5X20		
Rated Data	UL	IEC
Rated Voltage (V)	300	400
Rated Current (A)	10	6.3
Rated impulse voltage	4KV	
Wire range (AWG/mm ²)	22~10	0.34~4
Connection Capacity		
Max. Solid (mm ²)	4	
Max. Stranded (mm ²)	4	
General Data		
Torque (N.m)	0.6	
Screw thread	M3	
Stripping length (mm)	9~11	
Insulation material	PA	
T / W (mm)	6.1 / 57.8	
H / H on TS-35 (mm)	88.9 / 90.1	
Package	50	

Color	Part number	Package
■	DK4NS-M-5X20-RD	50
■	DK4NS-M-5X20-BL	50
Part number Package		
	DK4NSC-T	50
	DSS4N-02P	50
	DSS4N-03P	50
	DSS4N-04P	50
	DSS4N-05P	10
	DSS4N-10P	10
	CSC-402PN	50
	CSC-403PN	50
	CSC-404PN	50
	CSC-405PN	10
	CSC-410PN	10
	TM48W	10
	TM-R200	10
	TS-35	20
	TS-35/15	10
#0 / 3.0 DNT11-0201		



DK4NS-MLXX-5X20		
Rated Data	UL	IEC
Rated Voltage (V)	300	400
Rated Current (A)	10	6.3
Rated impulse voltage	4KV	
Wire range (AWG/mm ²)	22~10	0.34~4
Connection Capacity		
Max. Solid (mm ²)	4	
Max. Stranded (mm ²)	4	
General Data		
Torque (N.m)	0.6	
Screw thread	M3	
Stripping length (mm)	9~11	
Insulation material	PA	
T / W (mm)	6.1 / 57.8	
H / H on TS-35 (mm)	88.9 / 90.1	
Package	50	

Color	Part number	Package
■	DK4NS-MLXX-5X20-RD	50
■	DK4NS-MLXX-5X20-BL	50
Part number Package		
	DK4NSC-T	50
	DSS4N-02P	50
	DSS4N-03P	50
	DSS4N-04P	50
	DSS4N-05P	10
	DSS4N-10P	10
	CSC-402PN	50
	CSC-403PN	50
	CSC-404PN	50
	CSC-405PN	10
	CSC-410PN	10
	TM48W	10
	TM-R200	10
	TS-35	20
	TS-35/15	10
#0 / 3.0 DNT11-0201		



Rated Data	UL	IEC
Rated Voltage (V)		
Rated Current (A)		
Rated impulse voltage		
Wire range (AWG/mm ²)		
Connection Capacity		
Max. Solid (mm ²)		
Max. Stranded (mm ²)		
General Data		
Torque (N.m)		
Screw thread		
Stripping length (mm)		
Insulation material		
T / W (mm)		
H / H on TS-35 (mm)		
Package		

Color	Part number	Package
■	DK4NS-MLXX-5X20-RD	50
■	DK4NS-MLXX-5X20-BL	50
Part number Package		
	DK4NSC-T	50
	DSS4N-02P	50
	DSS4N-03P	50
	DSS4N-04P	50
	DSS4N-05P	10
	DSS4N-10P	10
	CSC-402PN	50
	CSC-403PN	50
	CSC-404PN	50
	CSC-405PN	10
	CSC-410PN	10
	TM48W	10
	TM-R200	10
	TS-35	20
	TS-35/15	10
#0 / 3.0 DNT11-0201		

* DK4NS-MLXX-5X20 with LED display.

Part number	LED	Voltage
DK4NS-ML24-5X20	with LED light	24V
DK4NS-ML60-5X20	with LED light	60V
DK4NS-ML250-5X20	with LED light	250V

Screw Connection

Lever-Type Fuse Disconnect Terminal Blocks




DK4NS-TF series is disconnect terminal block with fuse lever

The product supports 5X20mm cartridge fuse inside the fuse holder. The cartridge fuse can be placed inside the fuse holder and clip on the slot.

DK4NS-TF

Accessories

End cover	
Plug-in bridge	
2	
3	
4	
5	
10	
20	
Insertion bridge	
2	
3	
4	
5	
10	
Marking label	
Continuous flat marking label	
DIN rail	
Tool (mm)	



DK4NS-TF(5X20)		
Rated Data	UL	IEC
Rated Voltage (V)	600	800
Rated Current (A)	10	6.3
Rated impulse voltage	8KV	
Wire range (AWG/mm ²)	22~10	0.34~4
Connection Capacity		
Max. Solid (mm ²)	4	
Max. Stranded (mm ²)	4	
General Data		
Torque (N.m)	0.6	
Screw thread	M3	
Stripping length (mm)	9~11	
Insulation material	PA	
T / W (mm)	6.1 / 57.8	
H / H on TS-35 (mm)	68.8 / 70	
Package	50	

Color	Part number	Package
	DK4NSC-T	50
	DSS4N-02P	50
	DSS4N-03P	50
	DSS4N-04P	50
	DSS4N-05P	10
	DSS4N-10P	10
	CSC-402PN	50
	CSC-403PN	50
	CSC-404PN	50
	CSC-405PN	10
	CSC-410PN	10
	TM48W	10
	TM-R200	10
	TS-35	20
	TS-35/15	10
	#0 / 3.0 DNT11-0201	



DK4NS-TFLXX(5X20)		
Rated Data	UL	IEC
Rated Voltage (V)	600	800
Rated Current (A)	10	6.3
Rated impulse voltage	8KV	
Wire range (AWG/mm ²)	22~10	0.34~4
Connection Capacity		
Max. Solid (mm ²)	4	
Max. Stranded (mm ²)	4	
General Data		
Torque (N.m)	0.6	
Screw thread	M3	
Stripping length (mm)	9~11	
Insulation material	PA	
T / W (mm)	6.1 / 57.8	
H / H on TS-35 (mm)	68.8 / 70	
Package	50	

Color	Part number	Package
	DK4NSC-T	50
	DSS4N-02P	50
	DSS4N-03P	50
	DSS4N-04P	50
	DSS4N-05P	10
	DSS4N-10P	10
	CSC-402PN	50
	CSC-403PN	50
	CSC-404PN	50
	CSC-405PN	10
	CSC-410PN	10
	TM48W	10
	TM-R200	10
	TS-35	20
	TS-35/15	10
	#0 / 3.0 DNT11-0201	

*DK4NS-TFLXX(5X20) with LED display

Part number	LED	Voltage
DK4NS-TFL24(5X20)	with LED light	24V
DK4NS-TFL60(5X20)	with LED light	60V
DK4NS-TFL110(5X20)	with LED light	110V
DK4NS-TFL250(5X20)	with LED light	250V

Fuse and disconnect terminal blocks can utilize the standard 5X20mm fuse through the lever type fuse holder. The fuse holder can be lifted for quick fuse replacement in the compartment. The product takes the advantages of simple power distribution and easy fuse insertion.


Fuse is excluded in the standard part number.

DK..N-TF(5X20)

Accessories

End cover	
Insertion bridge	
2	
3	
4	
5	
10	
Fuse	
Marking label	
Continuous flat marking label	
DIN rail	
Tool (mm)	

Lever-Type Fuse Disconnect Terminal Blocks




DK4N-TF(5X20)		
Rated Data	UL	IEC
Rated Voltage (V)	600	800
Rated Current (A)	12	12
Rated impulse voltage	6KV	
Wire range (AWG/mm ²)	22~10	0.14~4
Connection Capacity		
Max. Solid (mm ²)	6	
Max. Stranded (mm ²)	4	
General Data		
Torque (N.m)	0.53	
Screw thread	M3	
Stripping length (mm)	8~10	
Insulation material	PA	
T / W (mm)	8 / 53.3	
H / H on TS-35 (mm)	46.3 / 47.3	
Package	50	

Part number	Package
DK4NC-TF	100
CSC-602PN	50
CSC-603PN	50
CSC-604PN	50
CSC-605PN	10
CSC-610PN	10
FUK1A-01	50
FUK2A-01	50
FUK6.3A-01	50
TM49W	10
TM-R200	10
TS-35	20
TS-35/15	10
#0 / 3.0 DNT11-0201	

Fuse size 5X20

Part Number	Current (A)
FUK1A-01	1
FUK2A-01	2
FUK6.3A-01	6.3




DK4N-TFLXX(5X20)		
Rated Data	UL	IEC
Rated Voltage (V)	600	800
Rated Current (A)	12	12
Rated impulse voltage	6KV	
Wire range (AWG/mm ²)	22~10	0.14~4
Connection Capacity		
Max. Solid (mm ²)	6	
Max. Stranded (mm ²)	4	
General Data		
Torque (N.m)	0.53	
Screw thread	M3	
Stripping length (mm)	8~10	
Insulation material	PA	
T / W (mm)	8 / 53.3	
H / H on TS-35 (mm)	46.3 / 47.3	
Package	50	

Part number	Package
DK4NC-TF	100
CSC-602PN	50
CSC-603PN	50
CSC-604PN	50
CSC-605PN	10
CSC-610PN	10
FUK1A-01	50
FUK2A-01	50
FUK6.3A-01	50
TM49W	10
TM-R200	10
TS-35	20
TS-35/15	10
#0 / 3.0 DNT11-0201	

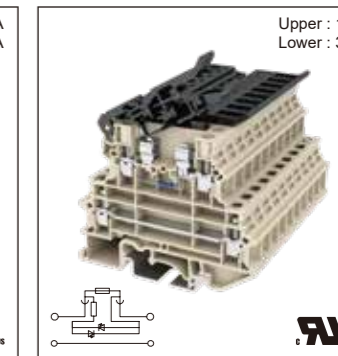
* DK4N-TFLXX(5X20) with LED display.

Part number	LED	Voltage
DK4N-TFL5(5X20)	with LED light	5V
DK4N-TFL12(5X20)	with LED light	12V
DK4N-TFL24(5X20)	with LED light	24V
DK4N-TFL48(5X20)	with LED light	48V
DK4N-TFL110(5X20)	with LED light	110V
DK4N-TFL220(5X20)	with LED light	220V
DK4N-TFL300(5X20)	with LED light	300V



DKK4N-TF(5X20)		
Rated Data	UL	IEC
Rated Voltage (V)	300	800
Rated Current (A)	16 / 30	16 / 30
Rated impulse voltage	8KV	
Wire range (AWG/mm ²)	22~10	0.14~4
Connection Capacity		
Max. Solid (mm ²)	6	
Max. Stranded (mm ²)	4	
General Data		
Torque (N.m)	0.53	
Screw thread	M3	
Stripping length (mm)	10~12	
Insulation material	PA	
T / W (mm)	8 / 73.2	
H / H on TS-35 (mm)	62.9 / 63.9	
Package	100	

Part number	Package
DKK4NC-TF	50
CSC-602PN	50
CSC-603PN	50
CSC-604PN	50
CSC-605PN	10
CSC-610PN	10
FUK1A-01	50
FUK2A-01	50
FUK6.3A-01	50
TM49W	10
TM-R200	10
TS-35	20
TS-35/15	10
#0 / 3.0 DNT11-0201	





DKK4N-TFLXX(5X20)		
Rated Data	UL	IEC
Rated Voltage (V)	300	800
Rated Current (A)	16 / 30	16 / 30
Rated impulse voltage	8KV	
Wire range (AWG/mm ²)	22~10	0.14~4
Connection Capacity		
Max. Solid (mm ²)	6	
Max. Stranded (mm ²)	4	
General Data		
Torque (N.m)	0.53	
Screw thread	M3	
Stripping length (mm)	10~12	
Insulation material	PA	
T / W (mm)	8 / 73.2	
H / H on TS-35 (mm)	62.9 / 63.9	
Package	100	

Part number	Package
DKK4NC-TF	50
CSC-602PN	50
CSC-603PN	50
CSC-604PN	50
CSC-605PN	10
CSC-610PN	10
FUK1A-01	50
FUK2A-01	50
FUK6.3A-01	50
TM49W	10
TM-R200	10
TS-35	20
TS-35/15	10
#0 / 3.0 DNT11-0107	

* DKK4N-TFLXX(5X20) with LED display.

Part number	LED	Voltage
DKK4N-TFL5(5X20)	with LED light	5V
DKK4N-TFL12(5X20)	with LED light	12V
DKK4N-TFL24(5X20)	with LED light	24V
DKK4N-TFL48(5X20)	with LED light	48V
DKK4N-TFL110(5X20)	with LED light	110V
DKK4N-TFL220(5X20)	with LED light	220V
DKK4N-TFL300(5X20)	with LED light	300V

Fuse and Disconnect Terminal Blocks



This fuse and disconnect terminal block can install the standard 5X20mm fuse through the fuse cartridge. The fuse cartridge can screw onto the base terminal block to perform the disconnecting function. This product takes the advantages of simple power distribution and easy fuse insertion.

Fuse is excluded in the standard part number.

DK...TF(5X20)

Accessories

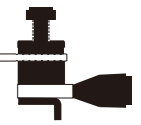
Insertion bridge	
2	
3	
10	
Screw-on bridge	
Fuse	
Marking label	
Continuous flat marking label	
DIN rail	
Tool (mm)	

DK10-TF(5X20)		
Rated Data	UL	IEC
Rated Voltage (V)	600	800
Rated Current (A)	6.3	6.3
Rated impulse voltage	8KV	
Wire range (AWG/mm ²)	22~6	0.15~10
Connection Capacity		
Max. Solid (mm ²)	16	
Max. Stranded (mm ²)	10	
General Data		
Torque (N.m)	1.8	
Screw thread	M4	
Stripping length (mm)	12~16	
Insulation material	PA	
T / W (mm)	12 / 61.63	
H / H on TS-35 (mm)	57.8 / 58.6	
Package	50	
Part number	Package	
CSC-1602PN	10	
CSC-1603PN	10	
CSC-1610PN	10	
DS16-02P		10
DS16-10P		10
FUK1A-01	50	
FUK2A-01	50	
FUK6.3A-01	50	
TM45W	10	
TM-R100	10	
TS-35	20	
TS-35/15	10	
0.8 x 4 DNT11-0109		

DK10-TFA(5X20)		
Rated Data	UL	IEC
Rated Voltage (V)	600	800
Rated Current (A)	6.3	6.3
Rated impulse voltage	8KV	
Wire range (AWG/mm ²)	22~6	0.15~10
Connection Capacity		
Max. Solid (mm ²)	16	
Max. Stranded (mm ²)	10	
General Data		
Torque (N.m)	1.8	
Screw thread	M4	
Stripping length (mm)	12~16	
Insulation material	PA	
T / W (mm)	12 / 61.63	
H / H on TS-35 (mm)	57.8 / 58.6	
Package	50	
Part number	Package	
CSC-1602PN	10	
CSC-1603PN	10	
CSC-1610PN	10	
DS16-02P		10
DS16-10P		10
FUK1A-01	50	
FUK2A-01	50	
FUK6.3A-01	50	
TM45W	10	
TM-R100	10	
TS-35	20	
TS-35/15	10	
0.8 x 4 DNT11-0109		

Rated Data	UL	IEC
Rated Voltage (V)		
Rated Current (A)		
Rated impulse voltage		
Wire range (AWG/mm ²)		
Connection Capacity		
Max. Solid (mm ²)		
Max. Stranded (mm ²)		
General Data		
Torque (N.m)		
Screw thread		
Stripping length (mm)		
Insulation material		
T / W (mm)		
H / H on TS-35 (mm)		
Package		
Part number	Package	

Test Disconnect Terminal Blocks




The test disconnect terminal blocks are designed specifically for the secondary circuit of current transformers. DKT.D6N can be easily design with screw-on bridges, switch bars and 4mm ø test plugs as a simple detection circuit.

To check the signal inside the circuit with a 4 mm ø test probe, only two terminal blocks are needed to confirm if the current transformer secondary circuit is conducting. Less space is required to connect multiple measuring devices or protective relays.




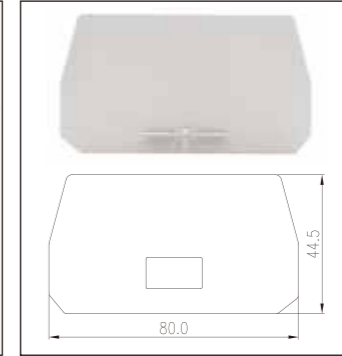
DKT..N

Accessories



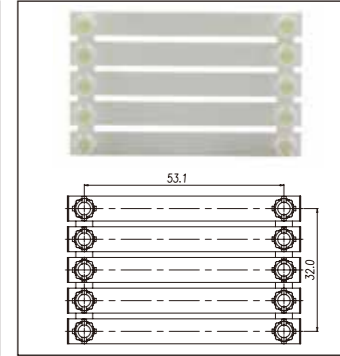
End cover	
Partition plate	
Switching jumper	
Test plug	
Cross connection screw with test socket	
Screw-on bridge	
Marking label	
Continuous flat marking label	
Safety cap	
DIN rail	
Tool (mm)	



DKTD6N		
Rated Data	UL	IEC
Rated Voltage (V)	300	800
Rated Current (A)	42	41
Rated impulse voltage	8KV	
Wire range (AWG/mm ²)	20~8	0.5~6
Connection Capacity		
Max. Solid (mm ²)	10	
Max. Stranded (mm ²)	6	
General Data		
Torque (N.m)	1.2	
Screw thread	M4	
Stripping length (mm)	9~10	
Insulation material	PA	
T / W (mm)	8 / 72.5	
H / H on TS-35 (mm)	49.6 / 50.5	
Package	50	
Color	Part number	Package
■	DKTD6N-RD	50
■	DKTD6N-BL	50
Part number		
	DKTD6NC	50
	DKNSPS-006	50
	DKNSPS-007	50
	DS6B01-02/03/04	100
■	C002-0101-BK	250
■	C002-0101-RD	250
■	DS6S4	200
■	DS6S4-OR	200
■	DS6S4-YW	200
■	DS6S4-RD	200
	DS6B02-02	50
	DS6B02-10	50
	TM49W	10
	TM-R200	10
	DKTD6N-KP/DKBC150-XXXX	50
	TS-35	20
	TS-35/15	10
0.8 x 4 DNT11-0109		



DS6B02-XX



C002-0101




Screw Connection



Stud Terminal Block



- DKM series are designed specifically for the safety of power distribution.
- Stud terminal blocks provide enhanced wiring secureness in harsh environments that require high vibration and shock resistance, such as vehicles and various transportation.
- Dinkle offers single and double-studs terminal, available for wire size 0.5mm² to 120mm². Up to four wire lugs can be connected on each stud.



Bolt Connection Terminal Blocks



DKM... series is stud terminal blocks with wire range covering from 25mm² ~ 240mm², rated voltage reaches 1500V for higher voltage requirement.

Stud terminal blocks secure the safe connections for all types of energy transmission application. It also improves the safety of wire connections in high vibration and high impact areas, such as on vehicles, motors, transportation, and energy industries.

DKM..

Accessories

- Safety cover
- Insertion bridge
- Marking label
- Continuous flat marking label
- DIN rail
- Long Hex Socket (mm)

DKM25		
Rated Data	UL	IEC
Rated Voltage (V)	1500	1500
Rated Current (A)	85 / 100*	101
Rated impulse voltage	8KV	
Wire range (AWG/mm ²)	14~4	2.5~25
Connection Capacity		
Max. Solid (mm ²)	25	
Max. Stranded (mm ²)	25	
General Data		
Torque (N.m)	3~6	
Screw thread	M6	
Bolt length (mm)	18.2	
Stripping length (mm)	-#	
Insulation material	PA	
T / W (mm)	27 / 107.7	
H / H on TS-35	49 / 50	
Package	10	
Part number	Package	
DKMC-01	20	
DKMDS01-02P	10	
DKMDS01-03P	10	
TM50W	10	
TM-R200	10	
TS-35	20	
TS-35/15	10	
H10		

*Single Cable 85A / Double Cable 100A

The stripping length depends on the specification provided by the cable lug manufacturer.



DKM35		
Rated Data	UL	IEC
Rated Voltage (V)	1500	1500
Rated Current (A)	130 / 170*	125
Rated impulse voltage	8KV	
Wire range (AWG/mm ²)	14~1	2.5~35
Connection Capacity		
Max. Solid (mm ²)	35	
Max. Stranded (mm ²)	35	
General Data		
Torque (N.m)	3~6	
Screw thread	M6	
Bolt length (mm)	17.5	
Stripping length (mm)	-#	
Insulation material	PA	
T / W (mm)	27 / 107.7	
H / H on TS-35	49 / 50	
Package	10	
Part number	Package	
DKMC-01	20	
DKMDS01-02P	10	
DKMDS01-03P	10	
TM50W	10	
TM-R200	10	
TS-35	20	
TS-35/15	10	
H10		

*Single Cable 130A / Double Cable 170A

DKM50		
Rated Data	UL	IEC
Rated Voltage (V)	1500	1500
Rated Current (A)	150 / 200*	150
Rated impulse voltage	8KV	
Wire range (AWG/mm ²)	14~1/0	2.5~50
Connection Capacity		
Max. Solid (mm ²)	50	
Max. Stranded (mm ²)	50	
General Data		
Torque (N.m)	6~12	
Screw thread	M8	
Bolt length (mm)	17	
Stripping length (mm)	-#	
Insulation material	PA	
T / W (mm)	27 / 107.7	
H / H on TS-35	49 / 50	
Package	10	
Part number	Package	
DKMC-01	20	
DKMDS01-02P	10	
DKMDS01-03P	10	
TM50W	10	
TM-R200	10	
TS-35	20	
TS-35/15	10	
H13		

*Single Cable 150A / Double Cable 200A

Bolt Connection Terminal Blocks



DKM... series is stud terminal blocks with wire range covering from 25mm² ~ 240mm², rated voltage reaches 1500V for higher voltage requirement.

Stud terminal blocks secure the safe connections for all types of energy transmission application. It also improves the safety of wire connections in high vibration and high impact areas, such as on vehicles, motors, transportation, and energy industries.

DKM..

Accessories

- Safety cover
- Insertion bridge
- Marking label
- Continuous flat marking label
- DIN rail
- Long Hex Socket (mm)

DKM70		
Rated Data	UL	IEC
Rated Voltage (V)	1500	1500
Rated Current (A)	175 / 230*	192
Rated impulse voltage	8KV	
Wire range (AWG/mm ²)	14~2/0	2.5~70
Connection Capacity		
Max. Solid (mm ²)	70	
Max. Stranded (mm ²)	70	
General Data		
Torque (N.m)	6~12	
Screw thread	M8	
Bolt length (mm)	22	
Stripping length (mm)	-#	
Insulation material	PA	
T / W (mm)	32 / 132	
H / H on TS-35	57.2 / 58.2	
Package	10	
Part number	Package	
DKMC-02	20	
DKMDS02-02P	5	
DKMDS02-03P	5	
TM50W	10	
TM-R200	10	
TS-35	20	
TS-35/15	10	
H13		

*Single Cable 175A / Double Cable 230A

The stripping length depends on the specification provided by the cable lug manufacturer.

DKM95		
Rated Data	UL	IEC
Rated Voltage (V)	1500	1500
Rated Current (A)	230 / 260*	232
Rated impulse voltage	8KV	
Wire range (AWG/mm ²)	14~4/0	2.5~95
Connection Capacity		
Max. Solid (mm ²)	95	
Max. Stranded (mm ²)	95	
General Data		
Torque (N.m)	6~12	
Screw thread	M8	
Bolt length (mm)	21.5	
Stripping length (mm)	-#	
Insulation material	PA	
T / W (mm)	32 / 132	
H / H on TS-35	57.2 / 58.2	
Package	10	
Part number	Package	
DKMC-02	20	
DKMDS02-02P	5	
DKMDS02-03P	5	
TM50W	10	
TM-R200	10	
TS-35	20	
TS-35/15	10	
H13		

*Single Cable 230A / Double Cable 260A

DKM120		
Rated Data	UL	IEC
Rated Voltage (V)	1500	1500
Rated Current (A)	255 / 300*	269
Rated impulse voltage	8KV	
Wire range (AWG/mm ²)	10~250kcmil	6~124
Connection Capacity		
Max. Solid (mm ²)	120	
Max. Stranded (mm ²)	120	
General Data		
Torque (N.m)	10~20	
Screw thread	M10	
Bolt length (mm)	21.5	
Stripping length (mm)	-#	
Insulation material	PA	
T / W (mm)	42 / 132	
H / H on TS-35	61.6 / 62.6	
Package	4	
Part number	Package	
DKMC-03	8	
DKMDS03-02P	5	
DKMDS03-03P	5	
TM50W	10	
TM-R200	10	
TS-35	20	
TS-35/15	10	
H17		

*Single Cable 255A / Double Cable 300A

Screw Connection

Bolt Connection Terminal Blocks




DKM... series is stud terminal blocks with wire range covering from 25mm² ~ 240mm², rated voltage reaches 1500V for higher voltage requirement.

Stud terminal blocks secure the safe connections for all types of energy transmission application. It also improves the safety of wire connections in high vibration and high impact areas, such as on vehicles, motors, transportation, and energy industries.

DKM..


- Accessories**
- Safety cover
 - Insertion bridge
 - Marking label
 - Continuous flat marking label
 - DIN rail
 - Long Hex Socket (mm)



DKM150		
Rated Data	UL	IEC
Rated Voltage (V)	1500	1500
Rated Current (A)	285 / 350*	309
Rated impulse voltage	8KV	
Wire range (AWG/mm ²)	10~300kcmil 10~150	
Connection Capacity		
Max. Solid (mm ²)	150	
Max. Stranded (mm ²)	150	
General Data		
Torque (N.m)	10~20	
Screw thread	M10	
Bolt length (mm)	21	
Stripping length (mm)	-#	
Insulation material	PA	
T / W (mm)	42 / 132	
H / H on TS-35	61.6 / 62.6	
Package	4	
Part number	Package	
DKMC-03	8	
DKMDS03-02P	5	
DKMDS03-03P	5	
TM50W	10	
TM-R200	10	
TS-35	20	
TS-35/15	10	
H17		



DKM185		
Rated Data	UL	IEC
Rated Voltage (V)	1500	1500
Rated Current (A)	310 / 400*	353
Rated impulse voltage	8KV	
Wire range (AWG/mm ²)	8~350kcmil 10~185	
Connection Capacity		
Max. Solid (mm ²)	185	
Max. Stranded (mm ²)	185	
General Data		
Torque (N.m)	14~31	
Screw thread	M12	
Bolt length (mm)	26	
Stripping length (mm)	-#	
Insulation material	PA	
T / W (mm)	55 / 163	
H / H on TS-35	67 / 67.95	
Package	4	
Part number	Package	
DKMC-04	8	
DKMDS04-02P	2	
DKMDS04-03P	2	
TM50W	10	
TM-R200	10	
TS-35	20	
TS-35/15	10	
H19		



DKM240		
Rated Data	UL	IEC
Rated Voltage (V)	1500	1500
Rated Current (A)	380 / 460*	415
Rated impulse voltage	8KV	
Wire range (AWG/mm ²)	8~500kcmil 10~240	
Connection Capacity		
Max. Solid (mm ²)	240	
Max. Stranded (mm ²)	240	
General Data		
Torque (N.m)	14~31	
Screw thread	M12	
Bolt length (mm)	25	
Stripping length (mm)	-#	
Insulation material	PA	
T / W (mm)	55 / 163	
H / H on TS-35	67 / 67.95	
Package	4	
Part number	Package	
DKMC-04	8	
DKMDS04-02P	2	
DKMDS04-03P	2	
TM50W	10	
TM-R200	10	
TS-35	20	
TS-35/15	10	
H19		

*Single Cable 285A / Double Cable 350A

*Single Cable 310A / Double Cable 400A

*Single Cable 380A / Double Cable 460A

The stripping length depends on the specification provided by the cable lug manufacturer.

- Red (-RD)
- Yellow (-YW)
- Orange (-OR)
- Green (-GN)
- Black (-BK)
- Blue (-BL)
- Brown (-BN)

Cover




Insertion Bridges

Part number	Compatible Products	Package
DKMC-01	DKM25, DKM35, DKM50	20
DKMC-02	DKM70, DKM95	20
DKMC-03	DKM120, DKM150	8
DKMC-04	DKM185, DKM240	8

Part number	Compatible Products	Package
DKMDS01-XXP	DKM25, DKM35, DKM50	2P, 3P : 10
DKMDS02-XXP	DKM70, DKM95	2P, 3P : 5
DKMDS03-XXP	DKM120, DKM150	2P, 3P : 5
DKMDS04-XXP	DKM185, DKM240	2P, 3P : 2


DKMXX-U Stud Terminal Blocks Introduction



The connection structure of DKM..-U series is the nut pop-up design with a stable connection method and the excellent construction. The nut is fixed in the upper cover, which not only prevents the loss of the nut, but also keeps the metal parts completely in insulating buse to ensure safe wiring.

DKM..-U series is at high voltage specification of 1500V, which provides applications in different fields, and offers the wire range from 35mm² to 240mm² to meet the needs of field use.

With the flexible marking system, the product group can be identified clearly and can be installed directly on the TS-35 steel rail or locked on the panel.



The nut pop-up design not only can be stable wiring, but also can keep the nut in the upper cover to prevent the loss of the nut and to ensure the wiring safety with the insulating protection.

The DKM..-U is rated at 1500V providing different wire diameters from 35mm²~240mm² to meet the needs of on-site use with clear marking indication.

The product can be easily installed on the TS-35 DIN rail or locked on the panel. Only two screws are needed to complete the installation of the terminal block.

Quick Wiring Terminal Blocks


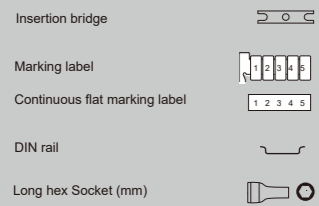


The DKM..U series is at 1500V with wire range from 25mm²~240mm². It is a series of a special designed stud terminal block with the screw nut keeping in the top cover guided by spring.

The nut pop-up design generates a wire-ready status saving time from loosening the screw while providing secured fastening.

DKM..-U

Accessories




DKM25-U		
Rated Data	UL	IEC
Rated Voltage (V)	1500	1500
Rated Current (A)	85 / 100*	101
Rated impulse voltage		8KV
Wire range (AWG/mm ²)	14~3	2.5~25
Connection Capacity		
Max. Solid (mm ²)		25
Max. Stranded (mm ²)		25
General Data		
Torque (N.m)	3~6	
Screw thread	M6	
Bolt length (mm)	18.2	
Stripping length (mm)	-#	
Insulation material	PA	
T / W (mm)	27 / 126.8	
H / H on TS-35	100 / 101.5	
Package	5	

Part number	Package
DKMDS01-02P	10
DKMDS01-03P	10
TM50W	10
TM-R200	10
TS-35	20
TS-35/15	10
H10	

*Single-Cable 85A / Double-Cable 100A


The stripping length depends on the specification provided by the cable lug manufacturer.



DKM35-U		
Rated Data	UL	IEC
Rated Voltage (V)	1500	1500
Rated Current (A)	130 / 170*	125
Rated impulse voltage		8KV
Wire range (AWG/mm ²)	14~1	2.5~35
Connection Capacity		
Max. Solid (mm ²)		35
Max. Stranded (mm ²)		35
General Data		
Torque (N.m)	3~6	
Screw thread	M6	
Bolt length (mm)	17.5	
Stripping length (mm)	-#	
Insulation material	PA	
T / W (mm)	27 / 126.8	
H / H on TS-35	100 / 101.5	
Package	5	

Part number	Package
DKMDS01-02P	10
DKMDS01-03P	10
TM50W	10
TM-R200	10
TS-35	20
TS-35/15	10
H10	

*Single-Cable 130A / Double-Cable 170A



DKM50-U		
Rated Data	UL	IEC
Rated Voltage (V)	1500	1500
Rated Current (A)	150 / 200*	150
Rated impulse voltage		8KV
Wire range (AWG/mm ²)	14~1/0	2.5~50
Connection Capacity		
Max. Solid (mm ²)		50
Max. Stranded (mm ²)		50
General Data		
Torque (N.m)	6~12	
Screw thread	M8	
Bolt length (mm)	17	
Stripping length (mm)	-#	
Insulation material	PA	
T / W (mm)	27 / 126.8	
H / H on TS-35	100 / 101.5	
Package	5	

Part number	Package
DKMDS01-02P	10
DKMDS01-03P	10
TM50W	10
TM-R200	10
TS-35	20
TS-35/15	10
H13	

*Single-Cable 150A / Double-Cable 200A

Quick Wiring Terminal Blocks




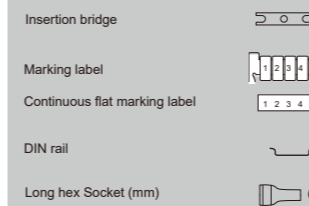
The DKM..U series is at 1500V with wire range from 25mm² to 240mm².

It is a special design stud terminal block with the screw nut kept in the top cover guided by spring.

The nut pop-up design generates a wire-ready status which can save time of loosening the screw and provide secured fastening.

DKM..-U

Accessories




DKM70-U		
Rated Data	UL	IEC
Rated Voltage (V)	1500	1500
Rated Current (A)	175/230*	192
Rated impulse voltage		8KV
Wire range (AWG/mm ²)	14~2/0	2.5~70
Connection Capacity		
Max. Solid (mm ²)		70
Max. Stranded (mm ²)		70
General Data		
Torque (N.m)	6~12	
Screw thread	M8	
Bolt length (mm)	22	
Stripping length (mm)	-#	
Insulation material	PA	
T / W (mm)	32 / 169	
H / H on TS-35	109 / 110.5	
Package	10	

Part number	Package
DKMDS02-02P	5
DKMDS02-03P	5
TM50W	10
TM-R200	10
TS-35	20
TS-35/15	10
H13	

*Single -Cable 175A / Double-Cable 230A

The stripping length depends on the specification provided by the cable lug manufacturer.



DKM95-U		
Rated Data	UL	IEC
Rated Voltage (V)	1500	1500
Rated Current (A)	230 / 260*	232
Rated impulse voltage		8KV
Wire range (AWG/mm ²)	14~4/0	2.5~95
Connection Capacity		
Max. Solid (mm ²)		95
Max. Stranded (mm ²)		95
General Data		
Torque (N.m)	6~12	
Screw thread	M8	
Bolt length (mm)	21.5	
Stripping length (mm)	-#	
Insulation material	PA	
T / W (mm)	32 / 169	
H / H on TS-35	109 / 110.5	
Package	10	

Part number	Package
DKMDS02-02P	5
DKMDS02-03P	5
TM50W	10
TM-R200	10
TS-35	20
TS-35/15	10
H13	

*Single-Cable 230A / Double-Cable 260A



DKM120-U		
Rated Data	UL	IEC
Rated Voltage (V)	1500	1500
Rated Current (A)	255 / 300*	269
Rated impulse voltage		8KV
Wire range (AWG/mm ²)	10~250kcmil	6~120
Connection Capacity		
Max. Solid (mm ²)		120
Max. Stranded (mm ²)		120
General Data		
Torque (N.m)		10~20
Screw thread		M10
Bolt length (mm)		21.5
Stripping length (mm)		-#
Insulation material		PA
T / W (mm)		42 / 220
H / H on TS-35		118.5 / 120
Package		4

Part number	Package
DKMDS03-02P	5
DKMDS03-03P	5
TM50W	10
TM-R200	10
TS-35	20
TS-35/15	10
H17	

*Single-Cable 255A / Double-Cable 300A

Screw Connection

Quick Wiring Terminal Blocks




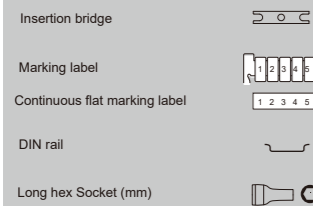
The DKM..U series is at 1500V with wire range from 25mm² to 240mm².

It is a special design stud terminal block with the screw nut kept in the top cover guided by spring.

The nut pop-up design generates a wire-ready status which can save time of loosening the screw and provide secured fastening.

DKM..-U


Accessories



DKM150-U		
Rated Data	UL	IEC
Rated Voltage (V)	1500	1500
Rated Current (A)	285 / 350*	309
Rated impulse voltage	8KV	
Wire range (AWG/mm ²)	10~300kcmil 10~150	
Connection Capacity		
Max. Solid (mm ²)	150	
Max. Stranded (mm ²)	150	
General Data		
Torque (N.m)	10~20	
Screw thread	M10	
Bolt length (mm)	21	
Stripping length (mm)	-	
Insulation material	PA	
T / W (mm)	42 / 220	
H / H on TS-35	118.5 / 120	
Package	4	

Part number	Package
DKMDS03-02P	5
DKMDS03-03P	5
TM50W	10
TM-R200	10
TS-35	20
TS-35/15	10
H17	


*Single-Cable 285A / Double-Cable 350A



DKM185-U		
Rated Data	UL	IEC
Rated Voltage (V)	1500	1500
Rated Current (A)	310 / 400*	353
Rated impulse voltage	8KV	
Wire range (AWG/mm ²)	8~350kcmil 10~185	
Connection Capacity		
Max. Solid (mm ²)	185	
Max. Stranded (mm ²)	185	
General Data		
Torque (N.m)	14~31	
Screw thread	M12	
Bolt length (mm)	26	
Stripping length (mm)	-	
Insulation material	PA	
T / W (mm)	55 / 277.6	
H / H on TS-35	126.3 / 127.8	
Package	4	

Part number	Package
DKMDS04-02P	5
DKMDS04-03P	5
TM50W	10
TM-R200	10
TS-35	20
TS-35/15	10
H19	

*Single-Cable 310A / Double-Cable 400A



DKM240-U		
Rated Data	UL	IEC
Rated Voltage (V)	1500	1500
Rated Current (A)	380 / 460*	415
Rated impulse voltage	8KV	
Wire range (AWG/mm ²)	8~500kcmil 10~240	
Connection Capacity		
Max. Solid (mm ²)	240	
Max. Stranded (mm ²)	240	
General Data		
Torque (N.m)	14~31	
Screw thread	M12	
Bolt length (mm)	25	
Stripping length (mm)	-	
Insulation material	PA	
T / W (mm)	55 / 277.6	
H / H on TS-35	126.3 / 127.8	
Package	4	

Part number	Package
DKMDS04-02P	5
DKMDS04-03P	5
TM50W	10
TM-R200	10
TS-35	20
TS-35/15	10
H19	

*Single-Cable 380A / Double-Cable 460A

The stripping length depends on the specification provided by the cable lug manufacturer.

Single-Bolt Connection Terminal Blocks



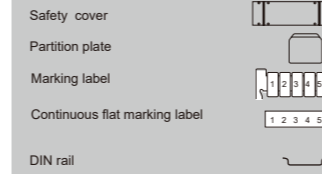
The DKM series is designed specifically for safety of electricity distribution in power industry. Only one wrench can finish the reliable connection for you. It also saves space in field wiring that allows up to 4 wire lugs on each stud.

The stud terminal blocks provide the improved wiring secureness which can apply in high requirements in terms of vibration and shock resistance, such as vehicles, motor and transportation.

Available wire size from 16mm² to 120mm²


DKM

Accessories




DKM5		
Rated Data	UL	IEC
Rated Voltage (V)	1000	1000
Rated Current (A)	85	76
Rated impulse voltage	8KV	
Wire range (AWG/mm ²)	16~4	0.5~16
Connection Capacity		
Max. Solid (mm ²)	16	
Max. Stranded (mm ²)	16	
General Data		
Torque (N.m)	2~4	
Screws	M5	
Insulation material	PA	
T / W (mm)	13 / 67	
H / H on TS-35 (mm)	54 / 55	
Package	50	

Part number	Package
DKMC5	50
DKMSPS-001	50
TM49W	10
TM-R200	10
TS-35	20
TS-35/15	10




DKM6		
Rated Data	UL	IEC
Rated Voltage (V)	1000	1000
Rated Current (A)	115	125
Rated impulse voltage	8KV	
Wire range (AWG/mm ²)	14~2	2.5~35
Connection Capacity		
Max. Solid (mm ²)	35	
Max. Stranded (mm ²)	35	
General Data		
Torque (N.m)	3~6	
Screws	M6	
Insulation material	PA	
T / W (mm)	19.5 / 67	
H / H on TS-35 (mm)	54 / 55	
Package	50	

Part number	Package
DKMC6	50
DKMSPS-001	50
TM49W	10
TM-R200	10
TS-35	20
TS-35/15	10




DKM8		
Rated Data	UL	IEC
Rated Voltage (V)	1000	1000
Rated Current (A)	150	150
Rated impulse voltage	8KV	
Wire range (AWG/mm ²)	14~1/0	2.5~50
Connection Capacity		
Max. Solid (mm ²)	50	
Max. Stranded (mm ²)	50	
General Data		
Torque (N.m)	6~12	
Screws	M8	
Insulation material	PA	
T / W (mm)	24.5 / 67	
H / H on TS-35 (mm)	63 / 64	
Package	20	

Part number	Package
DKMC8	50
DKMSPS-002	50
TM49W	10
TM-R200	10
TS-35	20
TS-35/15	10



Barrier Connection Terminal Blocks


- Barrier Connection Terminal Blocks offer optional solutions in range 15A~500A power transmission.
- DKB series offer stable power transmission by screw type wiring structure.
- DKU series is a special design stud terminal block with the screw nut kept in the top cover guided by spring.
- The nut pop-up design generates a wire-ready status which can save time of loosening the screw and provides secured fastening.



Quick Wiring Terminal Blocks



IP20




Designed with spring guided system, the screws can pop-up to allow ring or fork cable lug easily inserted and installed without entirely removing the screws and washer.

Accessories includes CSK11 jumpers for short circuit or power distribution applications, and TM-R100 markers for labelling and identification.

DKU..

Accessories


End cover	
Insertion bridge	
Continuous flat marking label (Center / Outer)	
DIN rail	
Tool (mm)	



DKU15		
Rated Data	UL	IEC
Rated Voltage (V)	600	630
Rated Current (A)	15	17.5
Rated impulse voltage	8KV	
Wire range (AWG/mm ²)	26~14	0.2~1.5
Ring / Fork Cable Lugs		
Hole diameter min (mm)	3.2	
Cable lug connection width,max (mm)	6	
General Data		
Torque (N.m)	0.6~1.0	
Screw thread	M3	
Insulation material	PC	
T / W (mm)	7 / 40.5	
H / H on TS-35	32 / 33.5	
Package	50	
Part number	Package	
DKU15C	50	
CSK11-1502-A	100	
CSK11-1503-A	100	
CSK11-1506-A	50	
CSK11-1520-A	20	
TM-R100 / TM-R100	10	
TS-35	20	
TS-35/15	10	
#0 / 3.0 DNT11-0201		




DKU20		
Rated Data	UL	IEC
Rated Voltage (V)	600	630
Rated Current (A)	20	24
Rated impulse voltage	8KV	
Wire range (AWG/mm ²)	26~12	0.2~2.5
Ring / Fork Cable Lugs		
Hole diameter min (mm)	3.7	
Cable lug connection width,max (mm)	7.2	
General Data		
Torque (N.m)	1.0~1.3	
Screw thread	M3.5	
Insulation material	PC	
T / W (mm)	8.2 / 40.5	
H / H on TS-35	32 / 33.5	
Package	150	
Part number	Package	
DKU15C	50	
CSK11-2002-A	100	
CSK11-2003-A	100	
CSK11-2006-A	50	
CSK11-2020-A	20	
TM-R100 / TM-R100	10	
TS-35	20	
TS-35/15	10	
#0 / 3.0 DNT11-0201		




DKUU20		
Rated Data	UL	IEC
Rated Voltage (V)	600	630
Rated Current (A)	20	20
Rated impulse voltage	8KV	
Wire range (AWG/mm ²)	26~12	0.2~2.5
Ring / Fork Cable Lugs		
Hole diameter min (mm)	3.7	
Cable lug connection width,max (mm)	7.2	
General Data		
Torque (N.m)	1.0~1.3	
Screw thread	M3.5	
Insulation material	PC	
T / W (mm)	8.2 / 71	
H / H on TS-35	53 / 57.5	
Package	50	
Part number	Package	
DKUU20C	50	
CSK11-2002-A	100	
CSK11-2003-A	100	
CSK11-2006-A	50	
CSK11-2020-A	20	
TM-R100 / TM-R100	10	
TS-35	20	
TS-35/15	10	
#0 / 3.0 DNT11-0201		

Quick Wiring Terminal Blocks




DKU30		
Rated Data	UL	IEC
Rated Voltage (V)	600	630
Rated Current (A)	30	32
Rated impulse voltage	8KV	
Wire range (AWG/mm ²)	26~10	0.2~4
Ring / Fork Cable Lugs		
Hole diameter min (mm)	4.3	
Cable lug connection width,max (mm)	9.5	
General Data		
Torque (N.m)	1.2~2.0	
Screw thread	M4	
Insulation material	PC	
T / W (mm)	10.5 / 40.5	
H / H on TS-35	35 / 36.5	
Package	125	
Part number	Package	
DKU30C	50	
CSK11-3002-A	100	
CSK11-3003-A	100	
CSK11-3006-A	50	
CSK11-3010-A	20	
TM-R100 / TM-R100	10	
TS-35	20	
TS-35/15	10	
#1 / 5.0 DNT11-0202		



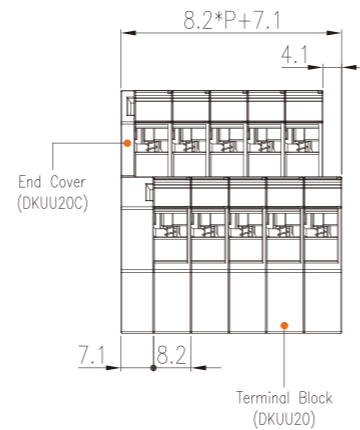
DKU40		
Rated Data	UL	IEC
Rated Voltage (V)	600	630
Rated Current (A)	45	41
Rated impulse voltage	8KV	
Wire range (AWG/mm ²)	24~8	0.2~6
Ring / Fork Cable Lugs		
Hole diameter min (mm)	4.3	
Cable lug connection width,max (mm)	9.8	
General Data		
Torque (N.m)	1.2~2.0	
Screw thread	M4	
Insulation material	PC	
T / W (mm)	11 / 43.5	
H / H on TS-35	36.5 / 38	
Package	100	
Part number	Package	
DKU40C	50	
CSK11-4002-A	50	
CSK11-4003-A	50	
TM-R100 / TM-R100	10	
TS-35	20	
TS-35/15	10	
#1 / 5.0 DNT11-0202		



DKU60		
Rated Data	UL	IEC
Rated Voltage (V)	600	630
Rated Current (A)	60	76
Rated impulse voltage	8KV	
Wire range (AWG/mm ²)	20~6	0.5~16
Ring / Fork Cable Lugs		
Hole diameter min (mm)	5.3	
Cable lug connection width,max (mm)	12	
General Data		
Torque (N.m)	2.6~3.7	
Screw thread	M5	
Insulation material	PC	
T / W (mm)	14 / 47.7	
H / H on TS-35	40 / 41.5	
Package	70	
Part number	Package	
DKU60C	50	
CSK11-6002-A	50	
CSK11-6003-A	50	
TM-R100 / TM-R100	10	
TS-35	20	
TS-35/15	10	
#1 / 5.0 DNT11-0202		



Rated Data	UL	IEC
Rated Voltage (V)		
Rated Current (A)		
Rated impulse voltage		
Wire range (AWG/mm ²)		
Ring / Fork Cable Lugs		
Hole diameter min (mm)		
Cable lug connection width,max (mm)		
General Data		
Torque (N.m)		
Screw thread		
Insulation material		
T / W (mm)		
H / H on TS-35		
Package		
Part number	Package	



Screw Connection Terminal Blocks




Compact housing design, small volume without compromising its electrical specifications, suitable for applications in limited space.

Accessories includes CSK11 jumpers for short circuit or power distribution applications, and TM-R100 marking label for labelling and identification.


DKB..N

Accessories

End cover	
Cover	
Insertion bridge	
Continuous flat marking label	
DIN rail	
Tool (mm)	



DKB15N		
Rated Data	UL	IEC
Rated Voltage (V)	600	630
Rated Current (A)	15	17.5
Rated impulse voltage	8KV	
Wire range (AWG/mm ²)	26~14	0.2~1.5
Ring / Fork Cable Lugs		
Hole diameter min (mm)	3.2	
Cable lug connection width,max (mm)	6	
General Data		
Torque (N.m)	0.6~1.0	
Screw thread	M3	
Stripping length (mm)		
Insulation material	PC	
T / W (mm)	7 / 40.5	
H / H on TS-35	29 / 30.5	
Package	50	



DKBB10		
Rated Data	UL	IEC
Rated Voltage (V)	600	800
Rated Current (A)	15	24
Rated impulse voltage	8KV	
Wire range (AWG/mm ²)	22~14	0.34~2.5
Ring / Fork Cable Lugs		
Hole diameter min (mm)	3.2	
Cable lug connection width,max (mm)	7.2	
General Data		
Torque (N.m)	0.5	
Screw thread	M3	
Stripping length (mm)	8	
Insulation material	PC	
T / W (mm)	8.8 / 57	
H / H on TS-35	54 / 57.9	
Package	100	




DKB20N		
Rated Data	UL	IEC
Rated Voltage (V)	600	630
Rated Current (A)	20	24
Rated impulse voltage	8KV	
Wire range (AWG/mm ²)	26~12	0.2~2.5
Ring / Fork Cable Lugs		
Hole diameter min (mm)	3.7	
Cable lug connection width,max (mm)	7.2	
General Data		
Torque (N.m)	0.8~1	
Screw thread	M3.5	
Stripping length (mm)		
Insulation material	PC	
T / W (mm)	8.2 / 40.5	
H / H on TS-35	29 / 30.5	
Package	50	


Screw Connection Terminal Blocks




DKB30N		
Rated Data	UL	IEC
Rated Voltage (V)	600	630
Rated Current (A)	30	32
Rated impulse voltage	8KV	
Wire range (AWG/mm ²)	22~10	0.2~4
Ring / Fork Cable Lugs		
Hole diameter min (mm)	4.3	
Cable lug connection width,max (mm)	8.5	
General Data		
Torque (N.m)	1.2~1.5	
Screw thread	M4	
Stripping length (mm)		
Insulation material	PC	
T / W (mm)	10.5 / 40.5	
H / H on TS-35	31.5 / 33	
Package	50	



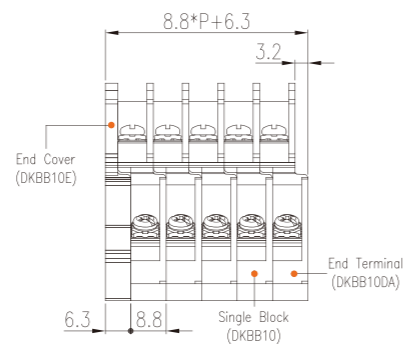
DKB40N		
Rated Data	UL	IEC
Rated Voltage (V)	600	630
Rated Current (A)	40	41
Rated impulse voltage	8KV	
Wire range (AWG/mm ²)	22~8	0.2~6
Ring / Fork Cable Lugs		
Hole diameter min (mm)	4.3	
Cable lug connection width,max (mm)	9.8	
General Data		
Torque (N.m)	1.2~1.5	
Screw thread	M4	
Stripping length (mm)		
Insulation material	PC	
T / W (mm)	11 / 43.5	
H / H on TS-35	33.5 / 35	
Package	50	




DKB60N		
Rated Data	UL	IEC
Rated Voltage (V)	600	630
Rated Current (A)	60	76
Rated impulse voltage	8KV	
Wire range (AWG/mm ²)	20~6	0.5~16
Ring / Fork Cable Lugs		
Hole diameter min (mm)	5.3	
Cable lug connection width,max (mm)	12	
General Data		
Torque (N.m)	2~2.4	
Screw thread	M5	
Stripping length (mm)		
Insulation material	PC	
T / W (mm)	14 / 47.7	
H / H on TS-35	37 / 38.5	
Package	50	



DKB60N		
Rated Data	UL	IEC
Rated Voltage (V)		
Rated Current (A)		
Rated impulse voltage		
Wire range (AWG/mm ²)		
Ring / Fork Cable Lugs		
Hole diameter min (mm)		
Cable lug connection width,max (mm)		
General Data		
Torque (N.m)		
Screw thread		
Stripping length (mm)		
Insulation material		
T / W (mm)		
H / H on TS-35		
Package		



Screw Connection Terminal Blocks



DKB series offers high current rating solution, 6 current options from 85A to 620A as well as accessories, e.g. transparent cover, jumper and marking label available.


Easy for installation and assembly, free to combine accessories according to requirement.

DKB..


Accessories

- End cover
- Cover
- Insertion bridge
- Continuous flat marking label
- DIN rail
- Tool (mm)


*To be used with ring or fork terminal on the end of the conductor before wiring.




DKB80		
Rated Data	UL	IEC
Rated Voltage (V)	600	800
Rated Current (A)	85	101
Rated impulse voltage	8KV	
Wire range (AWG/mm ²)	18~4	0.75~25
General Data		
Torque (N.m)	4	
Screw thread	M6	
Stripping length (mm)	18	
Insulation material	PC	
T / W (mm)	19 / 54	
H / H on TS-35	38 / 41.5	
Package	50	
Part number	Package	
DKB80E-A	50	
DKBC60-1000	1	
CSK01-60XX-A	50	
CSK01-60XX-B	50	
CSK02-60XX-A	50	
CSK02-60XX-B	50	
TM-R200	10	
TS-35	20	
TS-35/15	10	
#2 / 6.0 DNT11-0205		



DKB100N		
Rated Data	UL	IEC
Rated Voltage (V)	600	800
Rated Current (A)	200*	150*
Rated impulse voltage	8KV	
Wire range (AWG/mm ²)	8~3/0	10~50
General Data		
Torque (N.m)	8	
Screw thread	M8	
Stripping length (mm)	20	
Insulation material	PC	
T / W (mm)	25 / 62	
H / H on TS-35	43.5 / 47.0	
Package	1	
Part number	Package	
DKB100E-A	50	
DKBC100-1000	1	
TM-R200	10	
TS-35	20	
TS-35/15	10	
#3 / 8.0 DNT11-0208		



DKB150		
Rated Data	UL	IEC
Rated Voltage (V)	600	1000
Rated Current (A)	190*	192*
Rated impulse voltage	8KV	
Wire range (AWG/mm ²)	8~3/0	10~70
General Data		
Torque (N.m)	8	
Screw thread	M8	
Stripping length (mm)	20	
Insulation material	PC	
T / W (mm)	27 / 70	
H / H on TS-35	45 / 48.5	
Package	1	
Part number	Package	
DKB150E-A	50	
DKBC150-1000	1	
TM-R200	10	
TS-35	20	
TS-35/15	10	
#3 / 8.0 DNT11-0208		




Part number	Compatible Products
DKBC10-1000	DKB15N, DKB20N, DKB30N, DKB40N, DKBB10
DKBBC10-1000	DKBB10
DKBC60N-1000	DKB60N
DKBC60-1000	DKB80
DKBC100-1000	DKB100N
DKBC150-1000	DKB150
DKBC200-1000	DKB200
DKBC300 / Piece	DKB300
DKBC500 / Piece	DKB500




DKBC300		
Rated Data	UL	IEC
Rated Voltage (V)	600	1000
Rated Current (A)	380*	415*
Rated impulse voltage	8KV	
Wire range (AWG/mm ²)	3/0~500 Kcmil	70~240
General Data		
Torque (N.m)	10	
Screw thread	M10	
Stripping length (mm)	30	
Insulation material	PC	
T / W (mm)	45 / 90	
H / H on TS-35	57 / 60.5	
Package	1	
Part number	Package	
DKBC300	50	
TM-R200	10	
TS-35	20	
TS-35/15	10	
#3 / 8.0 DNT11-0208		

DKBC500		
Rated Data	UL	IEC
Rated Voltage (V)	1000	1000
Rated Current (A)	475* (620**)	520*
Rated impulse voltage	8KV	
Wire range (AWG/mm ²)	350~750 Kcmil	150~300
General Data		
Torque (N.m)	10	
Screw thread	M16	
Stripping length (mm)	43	
Insulation material	PC	
T / W (mm)	60 / 111	
H / H on TS-35	78 / 81.5	
Package	1	
Part number	Package	
DKBC500	40	
TM-R200	10	
TS-35	20	
TS-35/15	10	
#2*350 Kcmil		


Screw Connection Terminal Blocks



DKB200		
Rated Data	UL	IEC
Rated Voltage (V)	600	1000
Rated Current (A)	230*	232*
Rated impulse voltage	8KV	
Wire range (AWG/mm ²)	8~4/0	10~95
General Data		
Torque (N.m)	10	
Screw thread	M10	
Stripping length (mm)	24	
Insulation material	PC	
T / W (mm)	33 / 82	
H / H on TS-35	48 / 51.5	
Package	1	
Part number	Package	
DKB200E-A	50	
DKBC200-1000	1	
TM-R200	10	
TS-35	20	
TS-35/15	10	
#3 / 8.0 DNT11-0208		



DKB300		
Rated Data	UL	IEC
Rated Voltage (V)	600	1000
Rated Current (A)	380*	415*
Rated impulse voltage	8KV	
Wire range (AWG/mm ²)	3/0~500 Kcmil	70~240
General Data		
Torque (N.m)	10	
Screw thread	M10	
Stripping length (mm)	30	
Insulation material	PC	
T / W (mm)	45 / 90	
H / H on TS-35	57 / 60.5	
Package	1	
Part number	Package	
DKBC300	50	
TM-R200	10	
TS-35	20	
TS-35/15	10	
#3 / 8.0 DNT11-0208		



DKB500		
Rated Data	UL	IEC
Rated Voltage (V)	1000	1000
Rated Current (A)	475* (620**)	520*
Rated impulse voltage	8KV	
Wire range (AWG/mm ²)	350~750 Kcmil	150~300
General Data		
Torque (N.m)	10	
Screw thread	M16	
Stripping length (mm)	43	
Insulation material	PC	
T / W (mm)	60 / 111	
H / H on TS-35	78 / 81.5	
Package	1	
Part number	Package	
DKBC500	40	
TM-R200	10	
TS-35	20	
TS-35/15	10	
#2*350 Kcmil		


Screw Connection

Busbar Clamps

- Compact design of connection applicable to switchgears or panels.
- Grounding busbar terminal block can be individually installed on control panels or on DIN rail by mounting on busbar holder.




Busbar Clamps

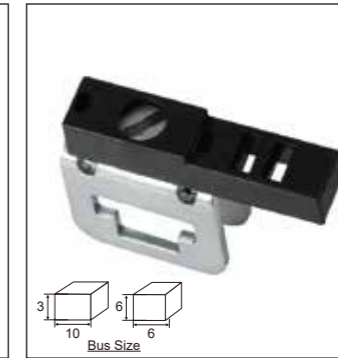


It is often to locate the neutral conductor and the protective conductor together in the middle of switchgears and controllers. The busbar terminal blocks can connect lots of wires in a constrain space. In order to gather the neutral conductor and the protective conductor at the center, the DKZ series can be fitted by insulated cover to recognize a protective conductor easily, we can provide a yellow-green insulating cover. With insulated cover, it's obvious to identify each conductor.

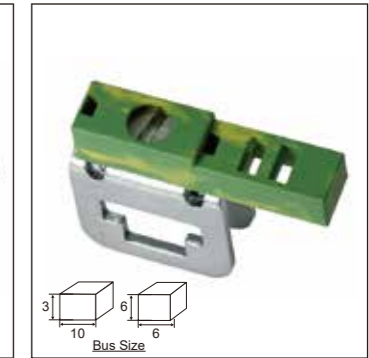
DKZ




DKZ4		
Rated Data	UL	IEC
Rated Voltage (V)		
Rated Current (A)		
Rated impulse voltage		
Wire range (AWG/mm ²)	20~10	0.5~6
Connection Capacity		
Max. Solid (mm ²)		6
Max. Stranded (mm ²)		4
General Data		
Torque (N.m)		1.2~2.4
Screws		M4
Stripping length (mm)		16
TxHxW (mm)		7x23.5x16
Package		100
Accessories(TxHxW)mm	Part number	Package
Busbar holder	DSH1	50
	DSH2	50




DKZ4E		
Rated Data	UL	IEC
Rated Voltage (V)		
Rated Current (A)		
Rated impulse voltage		
Wire range (AWG/mm ²)	20~10	0.5~6
Connection Capacity		
Max. Solid (mm ²)		6
Max. Stranded (mm ²)		4
General Data		
Torque (N.m)		1.2~2.4
Screws		M4
Stripping length (mm)		16
TxHxW (mm)		7x25.8x26.5
Package		100
Accessories(TxHxW)mm	Part number	Package
Busbar holder	DSH1	50
	DSH2	50




DKZ4E-YG		
Rated Data	UL	IEC
Rated Voltage (V)		
Rated Current (A)		
Rated impulse voltage		
Wire range (AWG/mm ²)	20~10	0.5~6
Connection Capacity		
Max. Solid (mm ²)		6
Max. Stranded (mm ²)		4
General Data		
Torque (N.m)		1.2~2.4
Screws		M4
Stripping length (mm)		16
TxHxW (mm)		7x25.8x26.5
Package		100
Accessories(TxHxW)mm	Part number	Package
Busbar holder	DSH1	50
	DSH2	50
	DSHG	50




DKZ16		
Rated Data	UL	IEC
Rated Voltage (V)		
Rated Current (A)		
Rated impulse voltage		
Wire range (AWG/mm ²)	14~4	1.5~16
Connection Capacity		
Max. Solid (mm ²)		16
Max. Stranded (mm ²)		16
General Data		
Torque (N.m)		2~4
Screws		M5
Stripping length (mm)		
TxHxW (mm)		11.5x26.5x22
Package		100



DKZ35		
Rated Data	UL	IEC
Rated Voltage (V)		
Rated Current (A)		
Rated impulse voltage		
Wire range (AWG/mm ²)	18~2	0.75~35
Connection Capacity		
Max. Solid (mm ²)		35
Max. Stranded (mm ²)		35
General Data		
Torque (N.m)		3.2~3.7
Screws		M6
Stripping length (mm)		15
TxHxW (mm)		12x36.5x40
Package		50



DKZ35A		
Rated Data	UL	IEC
Rated Voltage (V)		
Rated Current (A)		
Rated impulse voltage		
Wire range (AWG/mm ²)	10~2	4~35
Connection Capacity		
Max. Solid (mm ²)		35
Max. Stranded (mm ²)		35
General Data		
Torque (N.m)		6
Screws		M8
Stripping length (mm)		
TxHxW (mm)		16x31.5x29
Package		50




DKZ70A		
Rated Data	UL	IEC
Rated Voltage (V)		
Rated Current (A)		
Rated impulse voltage		
Wire range (AWG/mm ²)	4~2/0	16~70
Connection Capacity		
Max. Solid (mm ²)		70
Max. Stranded (mm ²)		70
General Data		
Torque (N.m)		10
Screws		M8
Stripping length (mm)		
TxHxW (mm)		20.5x39x32
Package		40

Wire-to-Wire



- Dinkle Wire-to-Wire connectors provide flexible solution and firm wire connection in variety applications e.g. automobile, communication and data processing fields.
- Rated current range of 8A~76A meet the request from signal and power transmission. Compact design for high connection density in constrained space.
- Easy-latching flange design offers firm and user-friendly connection technology. PID & screw wiring types for option. UL 1059 & IEC 61984 compliance.



PID connection can connect wires without tool and saves much wiring time, and offers high density connection in constrained space.



Screw connection method is available from 8A to 76A and meets requirement of signal and power transmissions. With optional key code available to prevent from mismatching.



Easy-latching flange design on both sides offer firm and user-friendly connection to make locking and unlocking more easily.

Push-in Design Connectors



0126-11XX adopts a long lever to operate spring clamp, which can completely release the connected wires without tool. The positions are available from 2 to 5 connection points, which can quickly connect multiple wires easily. Its compact design fits in limited space. 0126-11 series is compatible for building and building control applications such as alarm system, doorbells, door sensors and communication systems.

PID Wire-to-Wire



0126-11XX		
Rated Data	UL	IEC
Rated Voltage (V)	600	450
Rated Current (A)	20	32
Rated impulse voltage		4KV
Wire range (AWG/mm ²)	24~12	0.2~4
Connection Capacity		
Max. Solid (mm ²)	4	
Max. Stranded (mm ²)	4	
General Data		
Stripping length (mm)	11~12	
Insulation material	PC	
Pitch (mm)	5.6	
H (mm)	8.4	
W (mm)	5.6*P+2	
L (mm)	18.6	




Rated Data	UL	IEC
Rated Voltage (V)		
Rated Current (A)		
Rated impulse voltage		
Wire range (AWG/mm ²)		
Connection Capacity		
Max. Solid (mm ²)		
Max. Stranded (mm ²)		
General Data		
Stripping length (mm)		
Insulation material		
Pitch (mm)		
H (mm)		
W (mm)		
L (mm)		



Rated Data	UL	IEC
Rated Voltage (V)		
Rated Current (A)		
Rated impulse voltage		
Wire range (AWG/mm ²)		
Connection Capacity		
Max. Solid (mm ²)		
Max. Stranded (mm ²)		
General Data		
Stripping length (mm)		
Insulation material		
Pitch (mm)		
H (mm)		
W (mm)		
L (mm)		

Pole	P/N	Package
2	0126-1102	1000
3	0126-1103	500
4	0126-1104	500
5	0126-1105	280

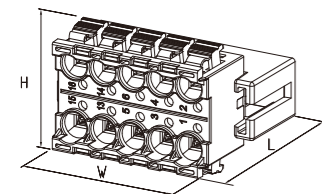
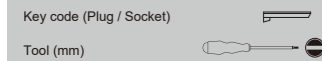
Push-in Design Connectors



PID Wire-to-Wire can connect wires without tool. Its double layers design offers high density connection in constrained space. 4 conductors connection for small power distribution. Easy-latching flange design is able to be locked and unlocked easily.

PID Wire-to-Wire

Accessories



0229-M5XXY			
Rated Data		UL	IEC
Rated Voltage (V)		300	320
Rated Current (A)		12	14
Rated impulse voltage		2.5KV	
Wire range (AWG/mm ²)		28~14	0.2~1.5
Connection Capacity			
Max. Solid (mm ²)		1.5	
Max. Stranded (mm ²)		1.5	
General Data			
Stripping length (mm)		8~9	
Insulation material		PA	
Pitch (mm)		5.08	
H (Socket) (mm)		20.8	
W (Socket) (mm)		5.08*(P/2)+9.46	
L (Socket) (mm)		22.0	
H (Plug) (mm)		0.8	
W (Plug) (mm)		5.08*(P/2)+13.08	
L (Plug) (mm)		25.7	
H (Combination) (mm)		20.8	
W (Combination) (mm)		5.08*(P/2)+13.08	
L (Combination) (mm)		35.0	
Part number	Package		

Pole	P/N	Package
4	0229-M504Y	20
6	0229-M506Y	20
10	0229-M510Y	10
16	0229-M516Y	10



0161-12XXQK01			
Rated Data		UL	IEC
Rated Voltage (V)		300	600
Rated Current (A)		15	18
Rated impulse voltage		4KV	
Wire range (AWG/mm ²)		24~12	0.2~2.5
Connection Capacity			
Max. Solid (mm ²)		2.5	
Max. Stranded (mm ²)		2.5	
General Data			
Stripping length (mm)		12~13	
Insulation material		PA	
Pitch (mm)		5.00	
H (Socket) (mm)		20.8	
W (Socket) (mm)		5*P+8	
L (Socket) (mm)		30.0	
H (Plug) (mm)		20.8	
W (Plug) (mm)		5*P+11.9	
L (Plug) (mm)		29.65	
H (Combination) (mm)		20.8	
W (Combination) (mm)		5*P+11.9	
L (Combination) (mm)		47.4	
Part number	Package		


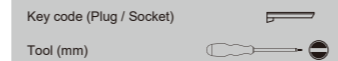
Pole	P/N	Package
4	0161-1204QK01	20
6	0161-1206QK01	20
10	0161-1210QK01	10
16	0161-1216QK01	10



Screw Wire-to-Wire offers firm and stable wiring solution. Wiring range is available from 1.5mm² to 16mm². Accessory key code is able to prevent mismatching.

Screw Wire-to-Wire

Accessories



Screw Connection Connectors



ECSH381VM-XXPQK01			
Rated Data		UL	IEC
Rated Voltage (V)		300	320
Rated Current (A)		8	8
Rated impulse voltage		2.5KV	
Wire range (AWG/mm ²)		28~14	0.2~1.5
Connection Capacity			
Max. Solid (mm ²)		1.5	
Max. Stranded (mm ²)		1.5	
General Data			
Stripping length (mm)		6~7	
Insulation material		PA	
Pitch (mm)		3.81	
H (Socket) (mm)		11.1	
W (Socket) (mm)		3.81*P+10.59	
L (Socket) (mm)		15.6	
H (Plug) (mm)		11.15	
W (Plug) (mm)		3.81*P+10.59	
L (Plug) (mm)		17.9	
H (Combination) (mm)		11.15	
W (Combination) (mm)		3.81*P+10.59	
L (Combination) (mm)		26.9	
Part number	Package		

Pole	P/N	Package
2	ECSH381VM-02PQK01	20
3	ECSH381VM-03PQK01	20
4	ECSH381VM-04PQK01	20
6	ECSH381VM-06PQK01	20
10	ECSH381VM-10PQK01	10
12	ECSH381VM-12PQK01	10
16	ECSH381VM-16PQK01	10



2ESDHM-XXPQK01			
Rated Data		UL	IEC
Rated Voltage (V)		300	600
Rated Current (A)		15	12
Rated impulse voltage		4KV	
Wire range (AWG/mm ²)		24~12	0.2~2.5
Connection Capacity			
Max. Solid (mm ²)		2.5	
Max. Stranded (mm ²)		2.5	
General Data			
Stripping length (mm)		7~8	
Insulation material		PA	
Pitch (mm)		5.08	
H (Socket) (mm)		15.0	
W (Socket) (mm)		5.08*P+10.16	
L (Socket) (mm)		19.2	
H (Plug) (mm)		15.0	
W (Plug) (mm)		5.08*P+10.16	
L (Plug) (mm)		18.0	
H (Combination) (mm)		15.0	
W (Combination) (mm)		5.08*P+10.16	
L (Combination) (mm)		28.9	
Part number	Package		

Pole	P/N	Package
2	2ESDHM-02PQK01	10
3	2ESDHM-03PQK01	10
4	2ESDHM-04PQK01	10
8	2ESDHM-08PQK01	10



3ESDHM-XXPQK01			
Rated Data		UL	IEC
Rated Voltage (V)		300	800
Rated Current (A)		15	12
Rated impulse voltage		6KV	
Wire range (AWG/mm ²)		24~12	0.2~2.5
Connection Capacity			
Max. Solid (mm ²)		2.5	
Max. Stranded (mm ²)		2.5	
General Data			
Stripping length (mm)		7~8	
Insulation material		PA	
Pitch (mm)		7.62	
H (Socket) (mm)		15.0	
W (Socket) (mm)		7.62*P+10.38	
L (Socket) (mm)		19.2	
H (Plug) (mm)		15.0	
W (Plug) (mm)		7.62*P+10.58	
L (Plug) (mm)		18.1	
H (Combination) (mm)		15.0	
W (Combination) (mm)		7.62*P+10.58	
L (Combination) (mm)		28.7	
Part number	Package		

Pole	P/N	Package
3	3ESDHM-03PQK01	5
4	3ESDHM-04PQK01	5



ECSH116VM-XXPQK01			
Rated Data		UL	IEC
Rated Voltage (V)		600	1000
Rated Current (A)		51	76
Rated impulse voltage		6KV	
Wire range (AWG/mm ²)		16~6	0.5~16
Connection Capacity			
Max. Solid (mm ²)		16	
Max. Stranded (mm ²)		16	
General Data			
Stripping length (mm)		14~15	
Insulation material		PA	
Pitch (mm)		10.16	
H (Socket) (mm)		28.5	
W (Socket) (mm)		10.16*P+17.36	
L (Socket) (mm)		44.1	
H (Plug) (mm)		28.0	
W (Plug) (mm)		10.16*P+17.76	
L (Plug) (mm)		39.0	
H (Combination) (mm)		28.5	
W (Combination) (mm)		10.16*P+17.76	
L (Combination) (mm)		68.3	
Part number	Package		

Pole	P/N	Package
3	ECSH116VM-03PQK01	5
4	ECSH116VM-04PQK01	5

Panel Installation Terminal Blocks

- Panel installation terminal blocks offer solution at the current range of 15A~150A.
- DKB series is a screw connection design to offer stable connection for power transmission.
- DKUP series is a special design stud terminal block with the screw nut kept in the top cover guided by spring.
- The nut pop-up design generates a wire-ready status which can save time of loosening the screw and provide secured fastening. Only 2 screws can completely install the terminal block.

Panel Installation Terminal Blocks Introduction


Panel installation barrier terminal blocks are available to offer the current range of 15A~500A.

DKB series adopts screw connection structure, which benefit is stable connections.

DKU series is a quick wiring structure with the special upper cover design to allow the screws kept in the upper cover after releasing the connection, thus the terminal block generates a wire-ready status, which can prevent the screws from being lost and save the wiring time.

Apply on panel installation, the terminal block can be quickly fixed on the panel by only 2 pcs of screws.


TM-R100 continuous flat marking label can be cut by customers according to needed length. Flexible marking system offers easy identification during wiring. CSK series insertion bridge is for easy and complete short circuits.



DKUP series is a special structure with a nut guided by a spring on the top cover and then generates a wire-ready status to save the time of loosening screw, which can also prevent the loss of screw.



The DKB..N series applies screw structure and allow the connection by ring or fork lug to secure the reliable wiring. the product is compact and optimize space utility.



The product is available from 10~500A. With the support of flexible marking system, identification can be easily made during the wiring process. Panel mounting structure is also available in order to locate the wiring at different places.

Quick Wring Terminal Blocks



IP20



Designed with spring guided system, the screws can be popped up to allow ring or fork cable lug easily inserted and installed without entirely removing the screws and washer.

DKUP...XXPK series offers 02P ~ 12P, pre-installed with printed marking labels. CSK11 jumper is also available for short circuit or power distribution applications.

DKUP...XXPK

Accessories


Insertion bridge



Continuous flat marking label (Center / Outer)




Tool (mm)



DKUP15-XXPK		
Rated Data	UL	IEC
Rated Voltage (V)	600	630
Rated Current (A)	15	17.5
Rated impulse voltage	8KV	
Wire range (AWG/mm ²)	26~14	0.2~1.5
Ring / Fork Cable Lugs		
Hole diameter min (mm)	3.2	
Cable lug connection width,max (mm)	6	
General Data		
Torque (N.m)	0.6~1.0	
Screw thread	M3	
Insulation material	PC	
T x W x H (mm)	7 x 36.5 x 28	
Part number	Package	
CSK11-1502-A	100	
CSK11-1503-A	100	
CSK11-1506-A	50	
CSK11-1520-A	20	
TM-R100 / TM-R100	10	
#0 / 3.0 DNT11-0201		

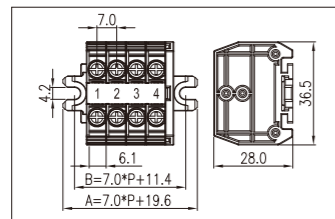


DKUP20-XXPK		
Rated Data	UL	IEC
Rated Voltage (V)	600	630
Rated Current (A)	20	24
Rated impulse voltage	8KV	
Wire range (AWG/mm ²)	26~12	0.2~2.5
Ring / Fork Cable Lugs		
Hole diameter min (mm)	3.7	
Cable lug connection width,max (mm)	7.2	
General Data		
Torque (N.m)	1.0~1.3	
Screw thread	M3.5	
Insulation material	PC	
T x W x H (mm)	8.2 x 36.5 x 28	
Part number	Package	
CSK11-2002-A	100	
CSK11-2003-A	100	
CSK11-2006-A	50	
CSK11-2020-A	20	
TM-R100 / TM-R100	10	
#0 / 3.0 DNT11-0201		



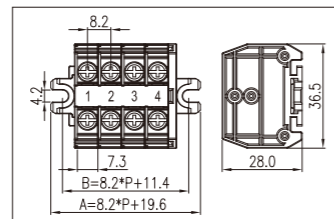
DKUUP20-XXPK		
Rated Data	UL	IEC
Rated Voltage (V)	600	630
Rated Current (A)	20	20
Rated impulse voltage	8KV	
Wire range (AWG/mm ²)	26~12	0.2~2.5
Ring / Fork Cable Lugs		
Hole diameter min (mm)	3.7	
Cable lug connection width,max (mm)	7.2	
General Data		
Torque (N.m)	1.0~1.3	
Screw thread	M3.5	
Insulation material	PC	
T x W x H (mm)	8.2 x 71 x 48.5	
Part number	Package	
CSK11-2002-A	100	
CSK11-2003-A	100	
CSK11-2006-A	50	
CSK11-2020-A	20	
TM-R100 / TM-R100	10	
#0 / 3.0 DNT11-0201		

Dimension



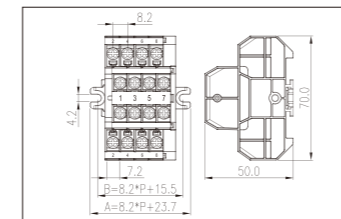
Part number	Package
DKUP15-02PK	50
DKUP15-03PK	50
DKUP15-04PK	20
DKUP15-12PK	20

Dimension



Part number	Package
DKUP20-02PK	50
DKUP20-03PK	50
DKUP20-04PK	20
DKUP20-12PK	20

Dimension




Part number	Package
DKUUP20-02PK	50
DKUUP20-03PK	50
DKUUP20-04PK	20
DKUUP20-12PK	20

Quick Wring Terminal Blocks



DKUP30-XXPK		
Rated Data	UL	IEC
Rated Voltage (V)	600	630
Rated Current (A)	30	32
Rated impulse voltage	8KV	
Wire range (AWG/mm ²)	26~10	0.2~4
Ring / Fork Cable Lugs		
Hole diameter min (mm)	4.3	
Cable lug connection width,max (mm)	9.5	
General Data		
Torque (N.m)	1.2~2.0	
Screw thread	M4	
Insulation material	PC	
T x W x H (mm)	10.5 x 36.5 x 30	
Part number	Package	
CSK11-3002-A	100	
CSK11-3003-A	100	
CSK11-3006-A	50	
CSK11-3010-A	20	
TM-R100 / TM-R100	10	
#1 / 5.0 DNT11-0202		

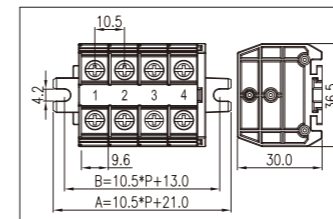


DKUP40-XXPK		
Rated Data	UL	IEC
Rated Voltage (V)	600	630
Rated Current (A)	45	41
Rated impulse voltage	8KV	
Wire range (AWG/mm ²)	24~8	0.2~6
Ring / Fork Cable Lugs		
Hole diameter min (mm)	4.3	
Cable lug connection width,max (mm)	9.8	
General Data		
Torque (N.m)	1.2~2.0	
Screw thread	M4	
Insulation material	PC	
T x W x H (mm)	11 x 41 x 34	
Part number	Package	
CSK11-4002-A	50	
CSK11-4003-A	50	
TM-R100 / TM-R100	10	
#1 / 5.0 DNT11-0202		



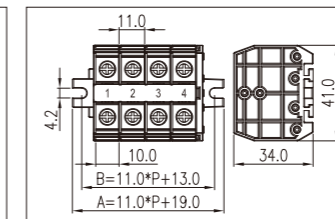
DKUP60-XXPK		
Rated Data	UL	IEC
Rated Voltage (V)	600	630
Rated Current (A)	60	76
Rated impulse voltage	8KV	
Wire range (AWG/mm ²)	20~6	0.5~16
Ring / Fork Cable Lugs		
Hole diameter min (mm)	5.3	
Cable lug connection width,max (mm)	12	
General Data		
Torque (N.m)	2.6~3.7	
Screw thread	M5	
Insulation material	PC	
T x W x H (mm)	14 x 44.5 x 39	
Part number	Package	
CSK11-6002-A	50	
CSK11-6003-A	50	
TM-R100 / TM-R100	10	
#1 / 5.0 DNT11-0202		

Dimension



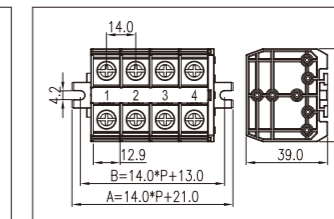
Part number	Package
DKUP30-02PK	50
DKUP30-03PK	50
DKUP30-04PK	20
DKUP30-12PK	20

Dimension



Part number	Package
DKUP40-02PK	20
DKUP40-03PK	20
DKUP40-04PK	10
DKUP40-12PK	10

Dimension



Part number	Package
DKUP60-02PK	20
DKUP60-03PK	20
DKUP60-04PK	10
DKUP60-12PK	10

Screw Connection Terminal Blocks



Compact housing design, small volume without compromising its electrical specifications, suitable for applications in limited space.

DKB..N-XXPCK series offers from 02P to 12P, equipped with transparent cover on top and pre-installs the printed marking labels. CSK11 jumpers is also available for short circuit or power distribution application.

DKB..N-XXPCK


Accessories

- Cover
- Insertion bridge
- Continuous flat marking label
- Tool (mm)




DKB15N-XXPCK		
Rated Data	UL	IEC
Rated Voltage (V)	600	630
Rated Current (A)	15	17.5
Rated impulse voltage	8KV	
Wire range (AWG/mm ²)	26~14	0.2~1.5
Ring / Fork Cable Lugs		
Hole diameter min (mm)	3.2	
Cable lug connection width,max (mm)	6	
General Data		
Torque (N.m)	0.6~1.0	
Screw thread	M3	
Stripping length (mm)		
Insulation material	PC	
T x W x H (mm)	7 x 36.5 x 26.2	

Part number	Package
DKBC10-1000	1
CSK11-1502-A	100
CSK11-1503-A	100
CSK11-1506-A	50
CSK11-1520-A	20
TM-R100	10
#0 / 3.0 DNT11-0201	



DKBB10-XXPCK		
Rated Data	UL	IEC
Rated Voltage (V)	600	800
Rated Current (A)	15	24
Rated impulse voltage	8KV	
Wire range (AWG/mm ²)	22~14	0.34~2.5
Ring / Fork Cable Lugs		
Hole diameter min (mm)	3.2	
Cable lug connection width,max (mm)	7.2	
General Data		
Torque (N.m)	0.5	
Screw thread	M3	
Stripping length (mm)	8	
Insulation material	PC	
T x W x H (mm)	8.8 x 57 x 55.2	

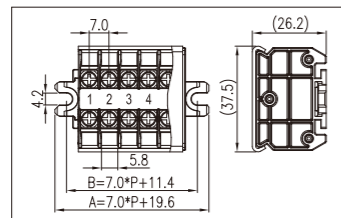
Part number	Package
DKBC10-1000	1
DKBBC10-1000	1
CSK01-10XX-A	50
CSK01-10XX-B	50
CSK02-10XX-A	50
CSK02-10XX-B	50
TM-R100	10
2.0 x 24	



DKB20N-XXPCK		
Rated Data	UL	IEC
Rated Voltage (V)	600	630
Rated Current (A)	20	24
Rated impulse voltage	8KV	
Wire range (AWG/mm ²)	26~12	0.2~2.5
Ring / Fork Cable Lugs		
Hole diameter min (mm)	3.7	
Cable lug connection width,max (mm)	7.2	
General Data		
Torque (N.m)	0.8~1	
Screw thread	M3.5	
Stripping length (mm)		
Insulation material	PC	
T x W x H (mm)	8.2 x 36.5 x 26.2	

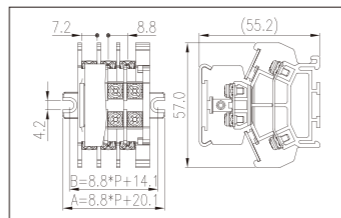
Part number	Package
DKBC10-1000	1
CSK11-2002-A	100
CSK11-2003-A	100
CSK11-2006-A	50
CSK11-2020-A	20
TM-R100	10
#0 / 3.0 DNT11-0201	

Dimension



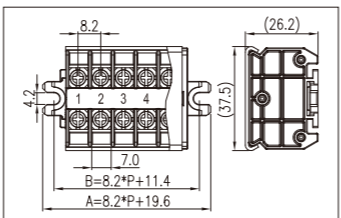
Part number	Package
DKB15N-02PCK	50
DKB15N-03PCK	50
DKB15N-04PCK	20
DKB15N-12PCK	20

Dimension




Part number	Package
DKBB10-02PCK	20
DKBB10-03PCK	10
DKBB10-04PCK	10
DKBB10-10PCK	10

Dimension



Part number	Package
DKB20N-02PCK	50
DKB20N-03PCK	50
DKB20N-04PCK	20
DKB20N-12PCK	20

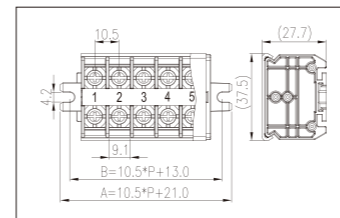
Screw Connection Terminal Blocks




DKB30N-XXPCK		
Rated Data	UL	IEC
Rated Voltage (V)	600	630
Rated Current (A)	30	32
Rated impulse voltage	8KV	
Wire range (AWG/mm ²)	22~10	0.2~4
Ring / Fork Cable Lugs		
Hole diameter min (mm)	4.3	
Cable lug connection width,max (mm)	8.5	
General Data		
Torque (N.m)	1.2~1.5	
Screw thread	M4	
Stripping length (mm)		
Insulation material	PC	
T x W x H (mm)	10.5 x 36.5 x 27.7	

Part number	Package
DKBC10-1000	1
CSK11-3002-A	100
CSK11-3003-A	100
CSK11-3006-A	50
CSK11-3010-A	20
TM-R100	10
#1 / 5.0 DNT11-0202	

Dimension



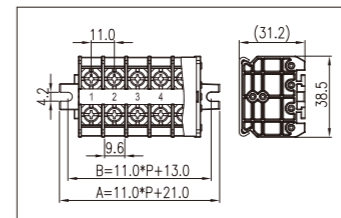
Part number	Package
DKB30N-02PCK	50
DKB30N-03PCK	50
DKB30N-04PCK	20
DKB30N-12PCK	20




DKB40N-XXPCK		
Rated Data	UL	IEC
Rated Voltage (V)	600	630
Rated Current (A)	40	41
Rated impulse voltage	8KV	
Wire range (AWG/mm ²)	22~8	0.2~6
Ring / Fork Cable Lugs		
Hole diameter min (mm)	4.3	
Cable lug connection width,max (mm)	9.8	
General Data		
Torque (N.m)	1.2~1.5	
Screw thread	M4	
Stripping length (mm)		
Insulation material	PC	
T x W x H (mm)	11 x 41 x 31.2	

Part number	Package
DKBC10-1000	1
CSK11-4002-A	50
CSK11-4003-A	50
TM-R100	10
#1 / 5.0 DNT11-0202	

Dimension



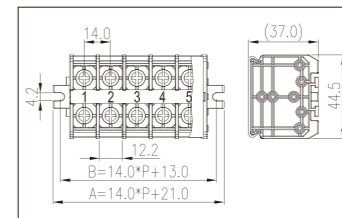
Part number	Package
DKB40N-02PCK	20
DKB40N-03PCK	20
DKB40N-04PCK	10
DKB40N-12PCK	10



DKB60N-XXPCK		
Rated Data	UL	IEC
Rated Voltage (V)	600	630
Rated Current (A)	60	76
Rated impulse voltage	8KV	
Wire range (AWG/mm ²)	20~6	0.5~16
Ring / Fork Cable Lugs		
Hole diameter min (mm)	5.3	
Cable lug connection width,max (mm)	12	
General Data		
Torque (N.m)	2~2.4	
Screw thread	M5	
Stripping length (mm)		
Insulation material	PC	
T x W x H (mm)	14 x 44.5 x 37	

Part number	Package
DKBC60N-1000	1
CSK11-6002-A	50
CSK11-6003-A	50
TM-R100	10
#1 / 5.0 DNT11-0202	

Dimension



Part number	Package
DKB60N-02PCK	20
DKB60N-03PCK	20
DKB60N-04PCK	10
DKB60N-12PCK	10

Screw Connection

Screw Connection Terminal Blocks

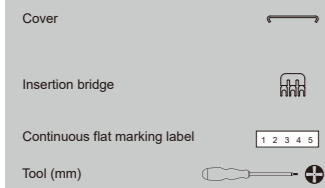


DKB...-XXPCK series offers high rated current solutions with 6 options from 85A to 620A.

Screw connection method provide a stable wiring solution that is easy to install and flexible to assemble.

DKB...-XXPCK

Accessories



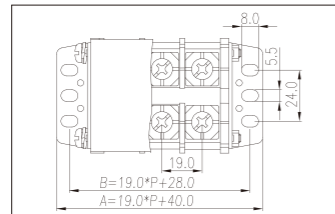
*To be used with ring or fork terminal on the end of the conductor before wiring.



DKB80-XXPCK		
Rated Data	UL	IEC
Rated Voltage (V)	600	800
Rated Current (A)	85	101
Rated impulse voltage	8KV	
Wire range (AWG/mm ²)	18~4	0.75~25
General Data		
Torque (N.m)	4	
Screw thread	M6	
Stripping length (mm)	18	
Insulation material	PC	
T x W x H (mm)	19 x 54 x 38	

Part number	Package
DKBC60-1000	1
CSK01-60XX-A	50
CSK01-60XX-B	50
CSK02-60XX-A	50
CSK02-60XX-B	50
TM-R200	10
#2 / 6.0 DNT11-0205	

Dimension



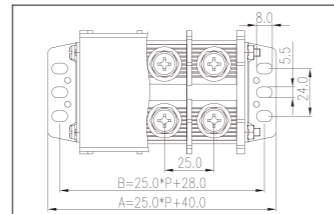
Part number	Package
DKB80-02PCK	10
DKB80-03PCK	10
DKB80-04PCK	10
DKB80-10PCK	10



DKB100N-XXPCK		
Rated Data	UL	IEC
Rated Voltage (V)	600	800
Rated Current (A)	200*	150*
Rated impulse voltage	8KV	
Wire range (AWG/mm ²)	8~3/0	10~50
General Data		
Torque (N.m)	8	
Screw thread	M8	
Stripping length (mm)	20	
Insulation material	PC	
T x W x H (mm)	25 x 62 x 44.7	

Part number	Package
DKBC100-1000	1
TM-R200	10
#3 / 8.0 DNT11-0208	

Dimension



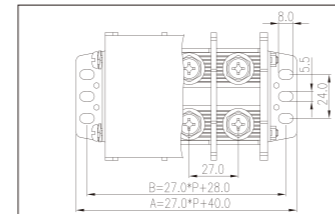
Part number	Package
DKB100N-02PCK	10
DKB100N-03PCK	10
DKB100N-04PCK	10
DKB100N-10PCK	5



DKB150-XXPCK		
Rated Data	UL	IEC
Rated Voltage (V)	600	1000
Rated Current (A)	190*	192*
Rated impulse voltage	8KV	
Wire range (AWG/mm ²)	8~3/0	10~70
General Data		
Torque (N.m)	8	
Screw thread	M8	
Stripping length (mm)	20	
Insulation material	PC	
T x W x H (mm)	27 x 70 x 46.2	

Part number	Package
DKBC150-1000	1
TM-R200	10
#3 / 8.0 DNT11-0208	

Dimension



Part number	Package
DKB150-02PCK	10
DKB150-03PCK	10
DKB150-04PCK	10
DKB150-10PCK	10

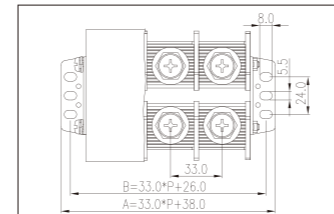
Screw Connection Terminal Blocks




DKB200-XXPCK		
Rated Data	UL	IEC
Rated Voltage (V)	600	1000
Rated Current (A)	230*	232*
Rated impulse voltage	8KV	
Wire range (AWG/mm ²)	8~4/0	10~95
General Data		
Torque (N.m)	10	
Screw thread	M10	
Stripping length (mm)	24	
Insulation material	PC	
T x W x H (mm)	33 x 82 x 48	

Part number	Package
DKBC200-1000	1
TM-R200	10
#3 / 8.0 DNT11-0208	

Dimension



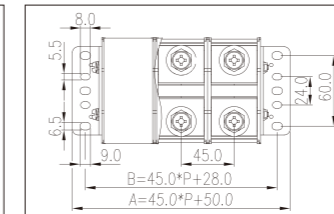
Part number	Package
DKB200-02PCK	10
DKB200-03PCK	10
DKB200-04PCK	10
DKB200-10PCK	5



DKB300-XXPCK		
Rated Data	UL	IEC
Rated Voltage (V)	600	1000
Rated Current (A)	380*	415*
Rated impulse voltage	8KV	
Wire range (AWG/mm ²)	3/0~500 Kcmil	70~240
General Data		
Torque (N.m)	10	
Screw thread	M10	
Stripping length (mm)	30	
Insulation material	PC	
T x W x H (mm)	45 x 90 x 58.5	

Part number	Package
DKBC300	1
TM-R200	10
#3 / 8.0 DNT11-0208	

Dimension



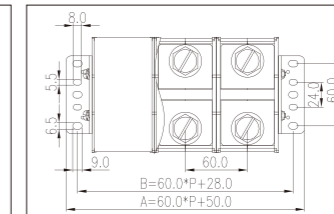
Part number	Package
DKB300-02PCK	10
DKB300-03PCK	10
DKB300-04PCK	10
DKB300-10PCK	3



DKB500-XXPCK		
Rated Data	UL	IEC
Rated Voltage (V)	1000	1000
Rated Current (A)	475* (620**)	520*
Rated impulse voltage	8KV	
Wire range (AWG/mm ²)	350~750 Kcmil	150~300
General Data		
Torque (N.m)	10	
Screw thread	M16	
Stripping length (mm)	43	
Insulation material	PC	
T x W x H (mm)	60 x 111 x 79.5	

Part number	Package
DKBC500	1
TM-R200	10
2.0 x 24	
#2*350 Kcmil	

Dimension



Part number	Package
DKB500-02PCK	1
DKB500-03PCK	1
DKB500-04PCK	1
DKB500-10PCK	5

Screw Connection

Screw Connection Terminal Blocks



DKBH...-XXPCK series offers high rated current solutions.


Screw connection method provide a stable wiring solution that is easy to install and flexible to assemble.

DKBH...-XXPCK

Accessories

- Cover
- Partition plate
- Insertion bridge
- Continuous flat marking label
- Tool (mm)

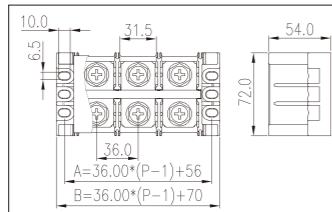
*To be used with ring or fork terminal on the end of the conductor before wiring.



DKBH285-XXPCK			
Rated Data		UL	IEC
Rated Voltage (V)	1500	1500	
Rated Current (A)	285(FW2) 300(FW1)	309	
Rated impulse voltage		8KV	
Wire range (AWG/mm ²)	8~300Kcmil	6~150	
General Data			
Torque (N.m)	12~16		
Screw thread	M10		
Stripping length (mm)	/		
Insulation material	PBT		
T x W x H (mm)	36 x 72 x 54		

Part number	Package
DKBC150-1000	1
DKBHA285	200
TM-R100	10
#3 / 8.0 DNT11-0208	

Dimension



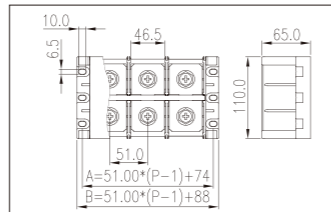
Part number	Package
DKBH285-02PCK	4
DKBH285-03PCK	3
DKBH285-04PCK	3
DKBH285-05PCK	2




DKBH420-XXPCK			
Rated Data		UL	IEC
Rated Voltage (V)	1500	1500	
Rated Current (A)	420(FW2) 500(FW1)	520	
Rated impulse voltage		8KV	
Wire range (AWG/mm ²)	3~600Kcmil	25~300	
General Data			
Torque (N.m)	20~24		
Screw thread	M12		
Stripping length (mm)	/		
Insulation material	PBT		
T x W x H (mm)	51 x 110 x 65		

Part number	Package
DKBC500-1000	1
DKBHA420	200
TM-R100	10
#3 / 8.0 DNT11-0208	

Dimension



Part number	Package
DKBH420-02PCK	2
DKBH420-03PCK	2
DKBH420-04PCK	1
DKBH420-05PCK	2



Part number	Compatible Products	Package
DKBC150-1000	DKBH285	1
DKBC500-1000	DKBH420	1



Part number	Compatible Products	Package
DKBHA285	DKBH285	200
DKBHA420	DKBH420	200

Feed-Through Panel Type Terminal Blocks



- Suitable for the application in the lower power spectrum to connect to small motors.
- PM..N series are available to apply in power distribution in various position combination.
- Compact design applies in constrained space.
- Accessories including marking labels, bridges, and partition plates, that can meet various requirements.

Panel Type Terminal Blocks


Introduction



For the application in the lower power spectrum to connect to small motors.

Apply in power distribution in various position combination.


Compact design applies in constrained space.



Easy-latching flange design on both sides offers firm and user-friendly connection to make locking and unlocking more easy.




Available in spring clamp and screw types, offer firm and durable connection even in vibrating applications. It meets requests from signal and power transmission.



Compact design offers high density wiring connection in constrained space. Available in 8A~76A to meet requests from various applications.

Spring Connection Panel Type Terminal Blocks



Suitable for the application in the lower power spectrum to connect to small motors.


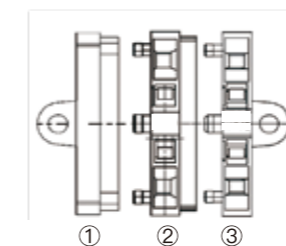
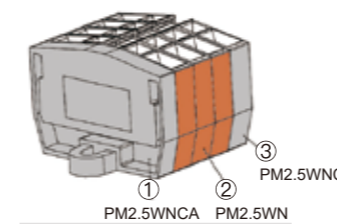
PM(M)2.5WN series are available to apply in power distribution with 2& 4 wirings for options.

Compact design of Spring clamp design for anti-vibration. Available accessories include insertion bridges and marking labels.

PM..WN

Accessories


End cover (left)	
End cover (right)	
Marking label	
Tool (mm)	



PM2.5WN-XXP

Rated Data	UL	IEC
Rated Voltage (V)	600	800
Rated Current (A)	20	24
Rated impulse voltage	8KV	
Wire range (AWG/mm ²)	28~12	0.5~2.5
Connection Capacity		
Max. Solid (mm ²)	4	
Max. Stranded (mm ²)	2.5	
General Data		
Torque (N.m)		
Screws		
Stripping length (mm)	8~10	
Insulation material	PA	
T x H x W (mm)	5.1 x 22 x 32	
Package	50	

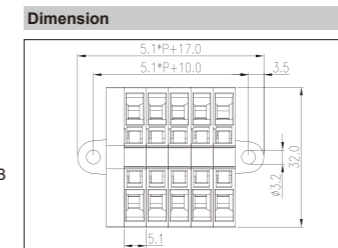
Color	Part number	Package
■	PM2.5WN-02P...12P-RD	50
■	PM2.5WN-02P...12P-BL	50
■	PM2.5WN-02P...12P-YG	50
Part number		Package
PM2.5WNCA		50
PM2.5WNCB		50
TM42W		10
0.4 x 2.5 DNT11-0102		



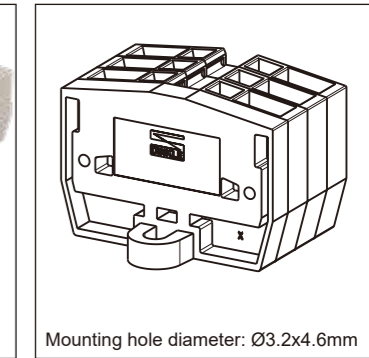
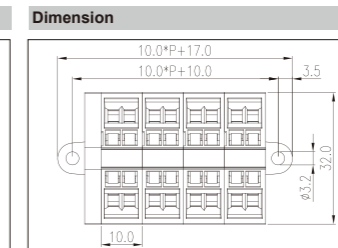
PMM2.5WN-XXP

Rated Data	UL	IEC
Rated Voltage (V)	600	800
Rated Current (A)	20	24
Rated impulse voltage	8KV	
Wire range (AWG/mm ²)	28~12	0.5~2.5
Connection Capacity		
Max. Solid (mm ²)	4	
Max. Stranded (mm ²)	2.5	
General Data		
Torque (N.m)		
Screws		
Stripping length (mm)	8~10	
Insulation material	PA	
T x H x W (mm)	10 x 22 x 32	
Package	50	

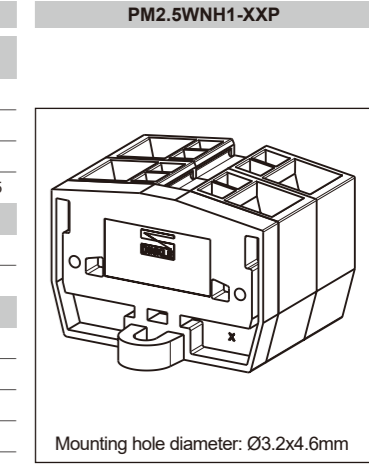
Color	Part number	Package
■	PMM2.5WN-02P...12P-RD	50
■	PMM2.5WN-02P...12P-BL	50
■	PMM2.5WN-02P...12P-YG	50
Part number		Package
PMM2.5WNCA		50
PMM2.5WNCB		50
TM42W		10
0.4 x 2.5 DNT11-0102		



Assembled blocks	End cover	Single block	End cover with spring clamp
PM2.5WN-XXP	PM2.5WNCA	PM2.5WN	PM2.5WNCB
PMM2.5WN-XXP	PMM2.5WNCA	PMM2.5WN	PMM2.5WNCB



Mounting hole diameter: Ø3.2x4.6mm



Mounting hole diameter: Ø3.2x4.6mm

PMM2.5WNH1-XXP

Screw Connection

Screw Connection Panel Type Terminal Blocks



Suitable for the application in the lower power spectrum to connect to small motors.


PM..N-XXP series are available to apply in power distribution in various position combination.

Compact design suitable for constrained space. Accessories include marking labels, bridges, and partition plates, that can meet various requirements.

PM..N-XXP

Accessories


- End cover
- Insertion bridge
- Marking label
- Continuous flat marking label
- Mounting base
- Tool (mm)



PM2.5N-XXP		
Rated Data	UL	IEC
Rated Voltage (V)	300	500
Rated Current (A)	20	24
Rated impulse voltage	6KV	
Wire range (AWG/mm ²)	22~12	0.34~2.5
Connection Capacity		
Max. Solid (mm ²)	4	
Max. Stranded (mm ²)	2.5	
General Data		
Torque (N.m)	0.39	
Screws	M2.5	
Stripping length (mm)	6~8	
Insulation material	PA	
T x H x W (mm)	5.1 x 20 x 22	
Package	50	

Color	Part number	Package
■	PM2.5N-01P...12P-OR	50
■	PM2.5NG-01P...12P	50


Part number	Package
PM2.5NC	50
CSC-2.502PS	2~4P/50
CSC-2.505PS	5~10P/10
TM42W	10
TM-R100	10
PMH	50
#0/3.0 DNT11-0201	



PM4N-XXP		
Rated Data	UL	IEC
Rated Voltage (V)	300	500
Rated Current (A)	30	32
Rated impulse voltage	6KV	
Wire range (AWG/mm ²)	22~10	0.5~4
Connection Capacity		
Max. Solid (mm ²)	6	
Max. Stranded (mm ²)	4	
General Data		
Torque (N.m)	0.49	
Screws	M3	
Stripping length (mm)	6~8	
Insulation material	PA	
T x H x W (mm)	6.1 x 23 x 22	
Package	50	

Color	Part number	Package
■	PM4N-01P...12P-OR	50
■	PM4NG-01P...12P	50

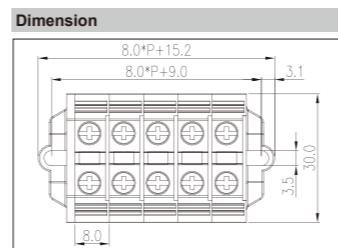
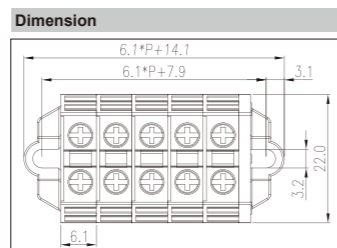
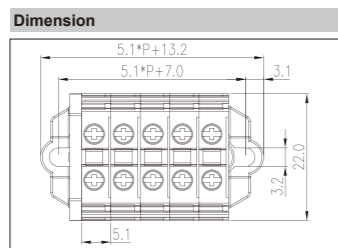
Part number	Package
PM4NC	50
CSC-402PS	2~4P/50
CSC-410PS	5~10P/10
TM43W	10
TM-R100	10
PMH	50
#0/3.0 DNT11-0201	



PM6N-XXP		
Rated Data	UL	IEC
Rated Voltage (V)	300	500
Rated Current (A)	65	41
Rated impulse voltage	6KV	
Wire range (AWG/mm ²)	20~6	0.5~6
Connection Capacity		
Max. Solid (mm ²)	10	
Max. Stranded (mm ²)	6	
General Data		
Torque (N.m)	1.18	
Screws	M4	
Stripping length (mm)	9~11	
Insulation material	PA	
T x H x W (mm)	8 x 29.8 x 30	
Package	50	


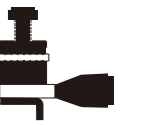
Color	Part number	Package
■	PM6N-01P...07P-OR	50
■	PM6N-08P...12P-OR	20
■	PM6NG-01P...07P	50
■	PM6NG-08P...12P	20

Part number	Package
PM6NC	50
CSC-602PS	2~4P/50
CSC-610PS	5~10P/10
TM49W	10
TM-R200	10
PMH	50
#0/3.0 DNT11-0201	



Assembled blocks	End cover	Single block	End cover with spring clamp
PM2.5N-XXP	PM2.5NC	PM2.5N	-
PM4N-XXP	PM4NC	PM4N	-
PM6N-XXP	PM6NC	PM6N	-


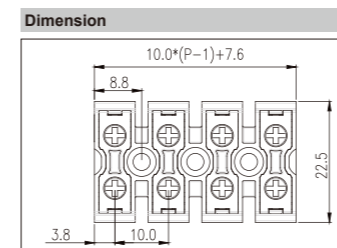
Screw Connection Panel Type Terminal Blocks



PM4H-XXP		
Rated Data	UL	IEC
Rated Voltage (V)	300	630
Rated Current (A)	30	32
Rated impulse voltage	6KV	
Wire range (AWG/mm ²)	22~10	0.5~4
Connection Capacity		
Max. Solid (mm ²)	4	
Max. Stranded (mm ²)	4	
General Data		
Torque (N.m)	0.6	
Screws	M3	
Stripping length (mm)	7~8	
Insulation material	PA	
T x H x W (mm)	10 x 18.7 x 22.5	
Package	50	

Color	Part number	Package
■	PM4H-01P...07P-OR	50


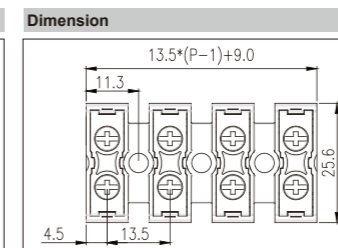
Part number	Package
PM4H-01P...07P-OR	50
#1 / 5.0 DNT11-0202	



PM6H-XXP		
Rated Data	UL	IEC
Rated Voltage (V)	300	800
Rated Current (A)	50	57
Rated impulse voltage	8KV	
Wire range (AWG/mm ²)	20~8	0.5~10
Connection Capacity		
Max. Solid (mm ²)	10	
Max. Stranded (mm ²)	10	
General Data		
Torque (N.m)	0.9~1.2	
Screws	M4	
Stripping length (mm)	9~10	
Insulation material	PA	
T x H x W (mm)	13.5 x 25.5 x 25.6	
Package	50	

Color	Part number	Package
■	PM6H-01P...07P-OR	50


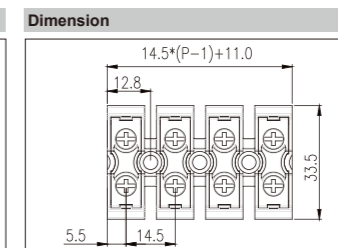
Part number	Package
PM6H-01P...07P-OR	50
#2 / 6.0 DNT11-0205	



PM10H-XXP		
Rated Data	UL	IEC
Rated Voltage (V)	600	1000
Rated Current (A)	65	76
Rated impulse voltage	8KV	
Wire range (AWG/mm ²)	20~6	0.5~16
Connection Capacity		
Max. Solid (mm ²)	16	
Max. Stranded (mm ²)	16	
General Data		
Torque (N.m)	1.5	
Screws	M4	
Stripping length (mm)	10~11	
Insulation material	PA	
T x H x W (mm)	14.5 x 26.9 x 33.5	
Package	50	

Color	Part number	Package
■	PM10H-01P...07P-OR	50

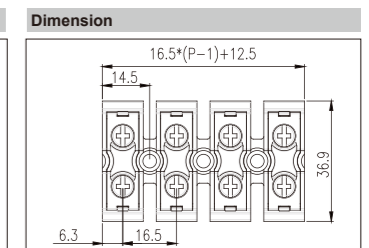
Part number	Package
PM10H-01P...07P-OR	50
#2 / 6.0 DNT11-0205	



PM16H-XXP		
Rated Data	UL	IEC
Rated Voltage (V)	600	1000
Rated Current (A)	100	76
Rated impulse voltage	6KV	
Wire range (AWG/mm ²)	14~3	1.5~16
Connection Capacity		
Max. Solid (mm ²)	16	
Max. Stranded (mm ²)	16	
General Data		
Torque (N.m)	2~2.5	
Screws	M5	
Stripping length (mm)	14~16	
Insulation material	PA	
T x H x W (mm)	16.5 x 30 x 36.9	
Package	50	

Color	Part number	Package
■	PM16H-01P...07P-OR	50

Part number	Package
PM16H-01P...07P-OR	50
#2 / 6.0 DNT11-0205	

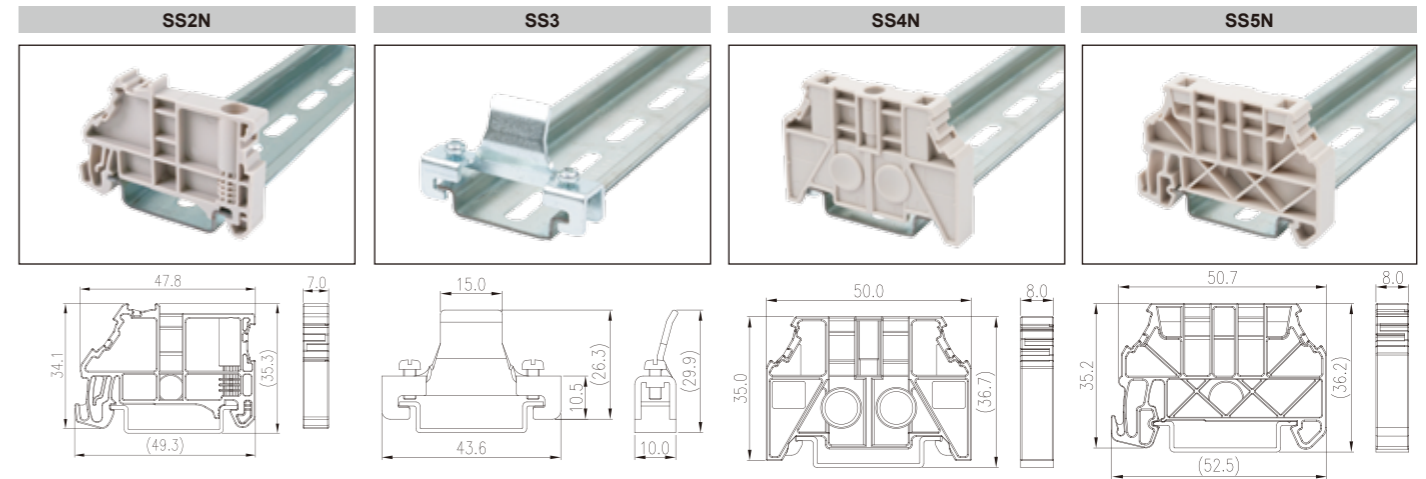


Accessories

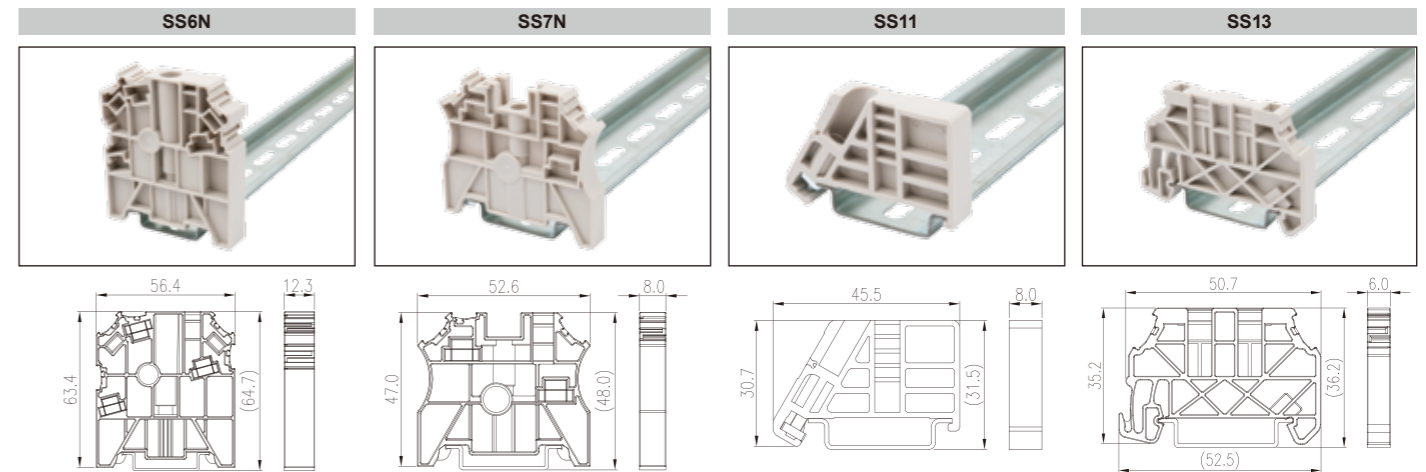
- DIN rail terminal blocks offer full range of accessories, including covers, end brackets, partition plates, bridges, fuse, hand tools and marking system.
- Marking block helps to save space directly on terminal block.
- Cross connection system provides plug-in and side insertion bridges.



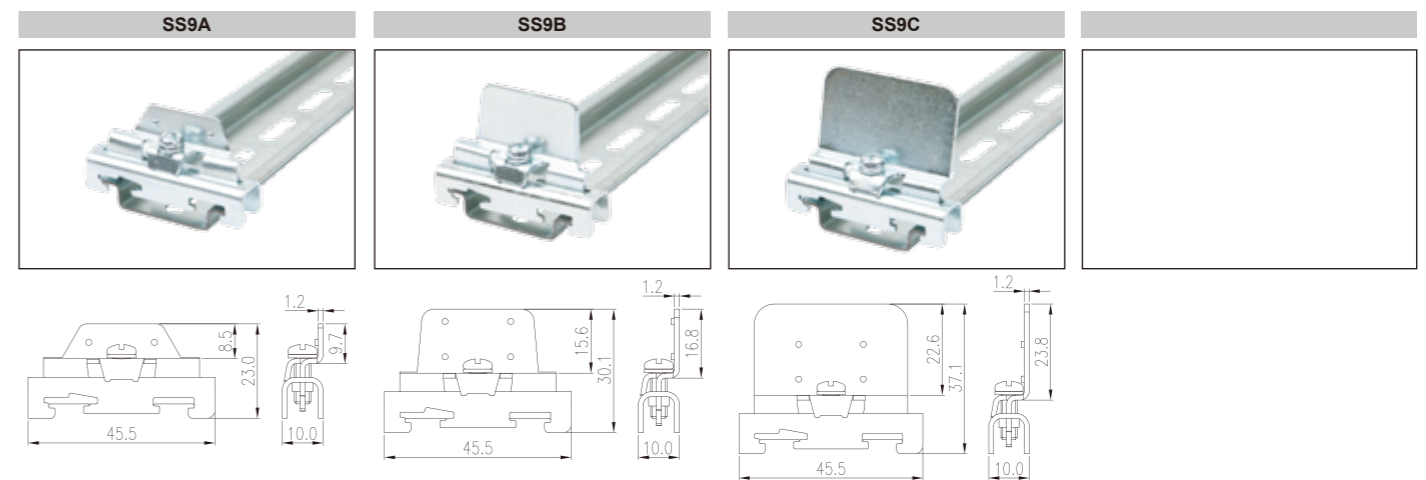
End Bracket



Part number	DIN Rail	Marking label	Package
SS2N	TS-35, TS-35/15	TM43W, TM48W, TM-R100, TM-R200	50
SS3	TS-35, TS-35/15	-	50
SS4N	TS-35, TS-35/15	TM49W, TM-R200	50
SS5N	TS-35, TS-35/15	TM49W, TM-R200	50

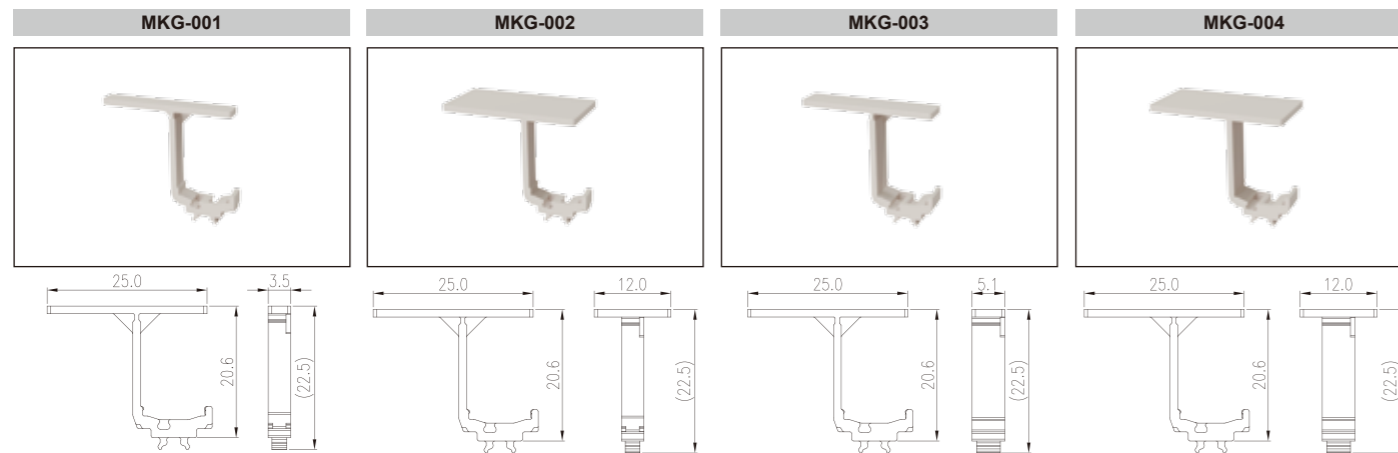


Part number	DIN Rail	Bus size	Marking label	Package
SS6N	TS-35, TS-35/15	3x10, 6x6	TM50W, TM-R200	50
SS7N	TS-35, TS-35/15	3x10, 6x6	TM44W, TM49W, TM-R100, TM-R200	50
SS11	TS-35, TS-35/15	-	TM49W	50
SS13	TS-35, TS-35/15	-	TM49W, TM-R200	50

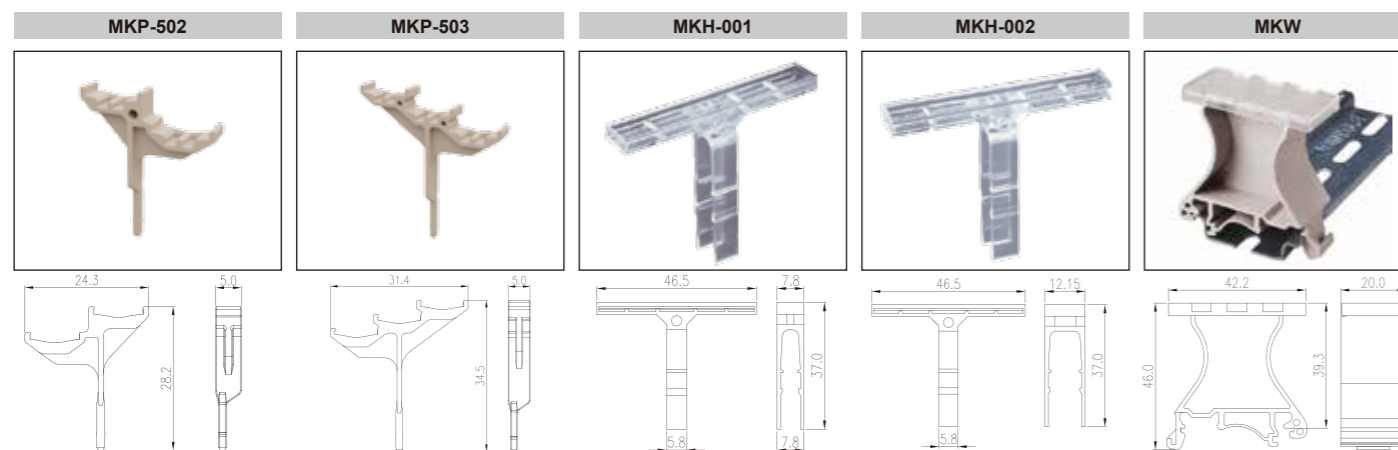


Part number	Compatible Product	Package
SS9A	TS-35, TS-35/15	50
SS9B	TS-35, TS-35/15	50
SS9C	TS-35, TS-35/15	50


Marking Block



Part number	Compatible Product	Marking label	Package
MKG-001	SS2N, SS6N, SS7N, DP Series, AK Series	TM46W / TM-R200	200
MKG-002	SS2N, SS6N, SS7N, DP Series, AK Series	TM46W / TM-R200	200
MKG-003	SS2N, SS6N, SS7N, DP Series, AK Series	TM46W / TM-R200	200
MKG-004	SS2N, SS6N, SS7N, DP Series, AK Series	TM46W / TM-R200	200

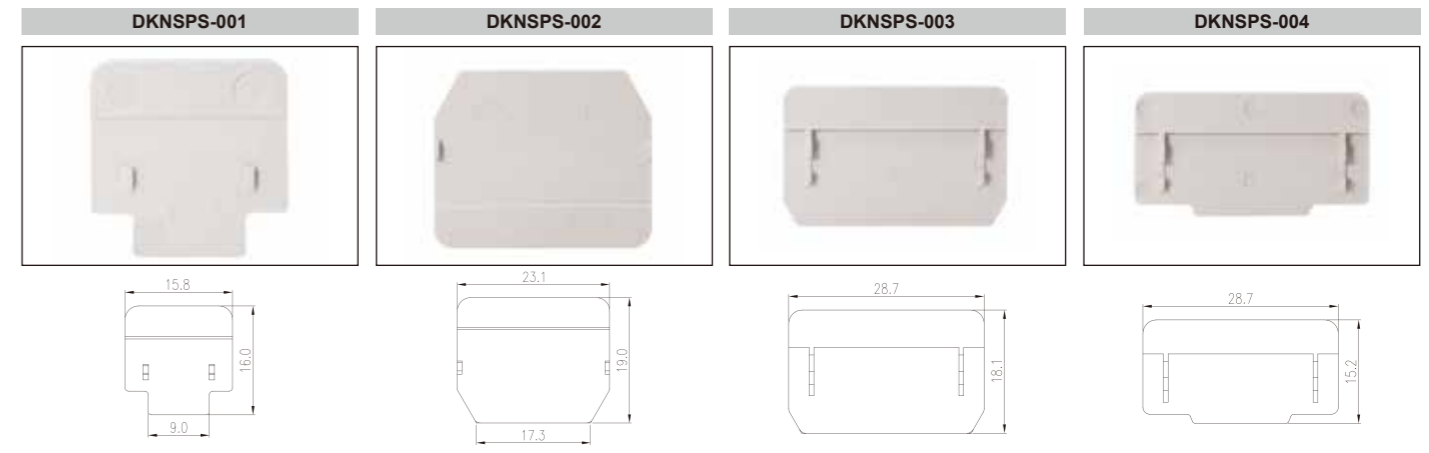


Part number	Compatible Product	Marking label	Package
MKP-502	DPP2.5N Series, DPP4N Series, AKK2.5 Series, AKK4 Series	TM42W / TM-R100	200
MKP-503	DP2.5N-3L Series	TM42W / TM-R100	100
MKH-001	DP2.5SGC, SS4N, SS5N, SS7N, SS11	TM-R100	50
MKH-002	SS6N	TM-R200	50
MKW	TS-35, TS-35/15		20



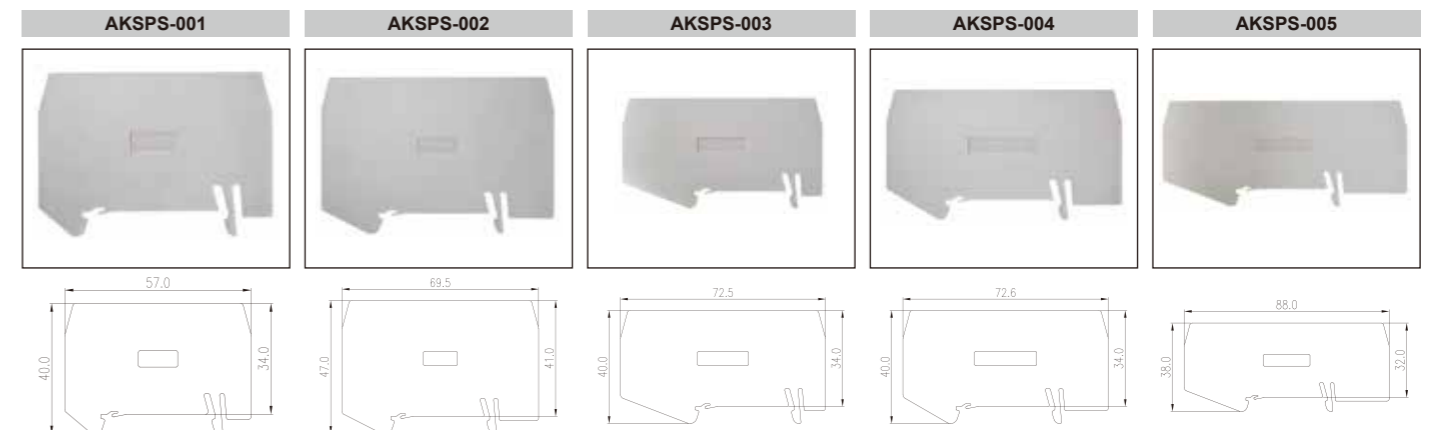
Part number	Compatible Product	Marking label	Package
MKL	SS4N, SS5N	TM-R100	100
MKL-001	SS13	TM-R110	100

Separating Disk

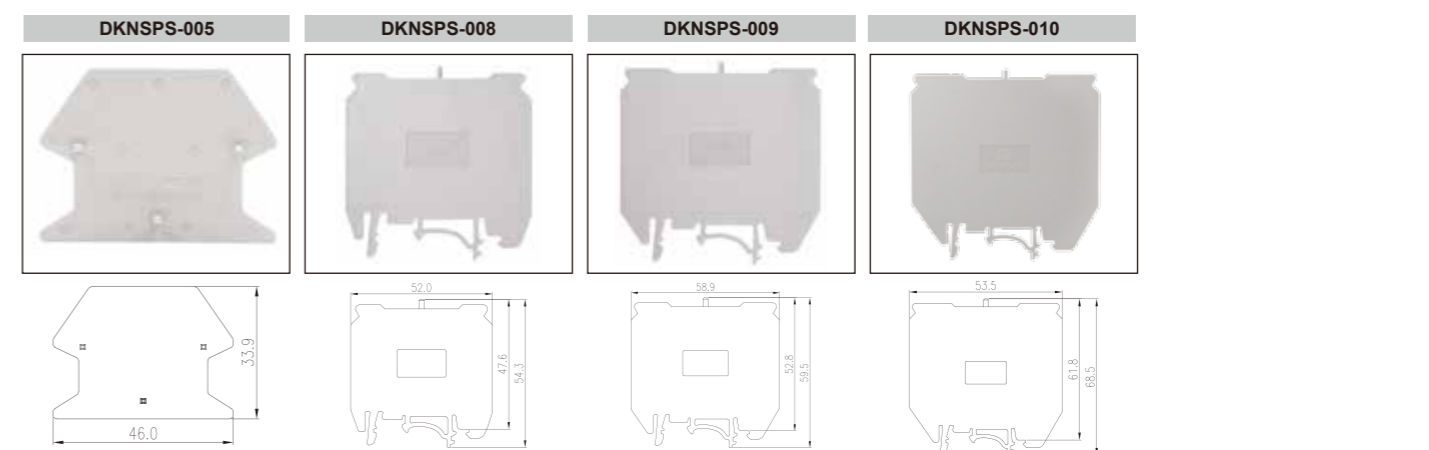


Part number	Compatible Product	Package
DKNSPS-001	DK2.5N, DK4N, DK2.5N-TN, DK4N-TN, DK2.5N-3L Series, DKK2.5N Series, DKK4N Series	50
DKNSPS-002	DK6N, DK10N, DK6N-TN, DK10N-TN	50
DKNSPS-003	DK16H	50
DKNSPS-004	DK16N, DK35N, DK35H	50

Partition Plate




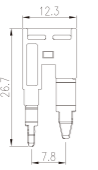
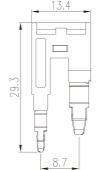
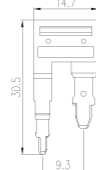
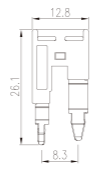
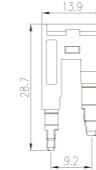
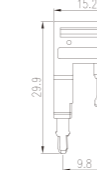
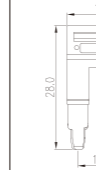
Part number	Compatible Product	Package
AKSPS-001	DP1.5N, DP2.5N, DP4N, DP1.5N-PE, DP2.5N-PE, DP4N-PE, DPH1.5, DPH1.5-PE, DPH2.5, DPH2.5-PE, AK1.5, AK2.5, AK4	50
AKSPS-002	DP6N, DP6N-PE, DPH6, DPH6-PE, AK6	50
AKSPS-003	DP..N-TN Series, DP..N-TN-PE Series, AK..-TN Series, AK2.5T Series, AK4T Series	50
AKSPS-004	DP1.5N-TR, DP2.5N-TR, DP1.5N-TR-PE, DP2.5N-TR-PE, AK1.5-TR, AK2.5-TR, AK2.5-TN-TP, AK2.5-TN-TG, AK2.5-TN-CP	50
AKSPS-005	DP4N-TR, DP4N-TR-PE, AK4-TR	50




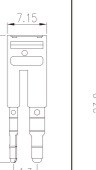
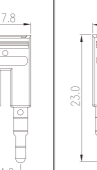


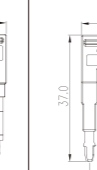




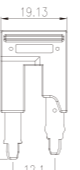
Part number	Compatible Product	Package
DKNSPS-005	DK2.5N, DK4N	50
DKNSPS-008	DK2.5N, DK4N, DK6N	50
DKNSPS-009	DK10N, DK16N	50
DKNSPS-010	DK35N	50

Accessories

Reducing Bridge


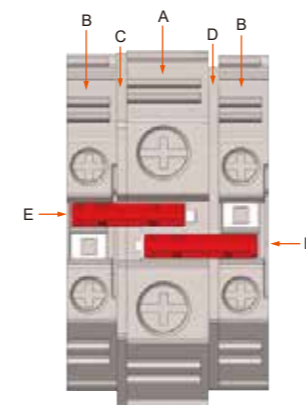
	DSD02-2.5/6 	DSD02-2.5/10 	DSD02-2.5/16 	DSD02-4/6 	DSD02-4/10 	DSD02-4/16 	DSD02-6/16 
---	---	--	--	---	--	--	--

Part number	Compatible Products	Package
DSD02-2.5/6	DK2.5N, DK6N, DK2.5N-TN, DK6N-TN, DK2.5N-TR	100
DSD02-2.5/10	DK2.5N, DK10N, DK2.5N-TN, DK10N-TN, DK2.5N-TR	100
DSD02-2.5/16	DK2.5N, DK16N, DK2.5N-TN, DK2.5N-TR	100
DSD02-4/6	DK4N, DK6N, DK4N-TN, DK6N-TN, DK4N-TR	100
DSD02-4/10	DK4N, DK10N, DK4N-TN, DK10N-TN, DK4N-TR	100
DSD02-4/16	DK4N-DK16N, DK4N-TN, DK4N-TR	100
DSD02-6/16	DK6N, DK16N, DK6N-TN	100


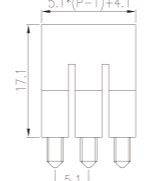
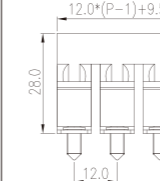
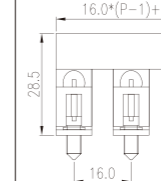
	DSD03-1.5/2.5 	DSD03-1.5/4 	DSD03-2.5/4 	DSD03-2.5/6 	DSD03-2.5/10 	DSD03-2.5/16 	DSD03-4/6 	DSD03-4/10 	DSD03-4/16 	DSD03-6/16 
---	---	---	---	---	--	--	--	--	--	--

Part number	Compatible Products	Package
DSD03-1.5/2.5	DP1.5N Series, DP2.5N Series, DPD10-P001, DPD16-P001, DKD10-P001, DPHD10-P001	100
DSD03-1.5/4	DP1.5N, DP4N, DP1.5N-TN, DP4N-TN, DP1.5N-TR, DP4N-TR	100
DSD03-2.5/4	DP2.5N Series, DP4N Series, DPD10-P001, DPD16-P001, DKD10-P001, DPHD10-P001	100
DSD03-2.5/6	DP2.5N Series, DP6N Series, DKD35-P001, DKD35-P002, DPD10-P001, DPD16-P001, DKD10-P001, DPHD10-P001	100
DSD03-2.5/10	DP2.5N Series, DKD35-P003, DPD10-P001, DPD16-P001, DKD10-P001, DPHD10-P001	100
DSD03-2.5/16	DP2.5N, DP16, DP2.5N-TN, DP2.5N-TR, DPD10-P001, DPD16-P001, DKD10-P001, DPHD10-P001	100
DSD03-4/6	DP4N, DP6N, DP4N-TN, DP6N-TN, DP4N-TR, DP6N-TR, DKD35-P001, DKD35-P002	100
DSD03-4/10	DP4N, DP10, DP4N-TN, DP10-TN, DP4N-TR, DKD35-P003	100
DSD03-4/16	DP4N, DP16, DP4N-TN, DP4N-TR	100
DSD03-6/16	DP6N, DP16, DN6N-TN, DP6N-TR, DKD35-P001, DKD35-P002	100

	Conversion bridge comparison table					Specification	
	A (Input)	B (Output)	C (Shift cover)	D (Shift cover)	E (Reducing Bridge)	Powered by one-side	Powered by central
DK.N Series	DK6N	DK2.5N	DK6NCA	DK4NCA	DSD02-2.5/6	40A	56A
		DK4N	DK6NCA	DK4NCA	DSD02-4/6	45A	56A
	DK10N	DK2.5N	DK10NCA	DK4NCA	DSD02-2.5/10	40A	65A
		DK4N	DK10NCA	DK4NCA	DSD02-4/10	45A	65A
	DK16N	DK2.5N	DK16NCA	/	DSD02-2.5/16	40A	80A
		DK4N		/	DSD02-4/16	45A	90A
	DK6N		DK6NCB	DSD02-6/16	37A	74A	
DP Series	DP2.5N	DP1.5N	/	/	DSD03-1.5/2.5	24A	30A
		DP1.5N	/	/	DSD03-1.5/4	24A	40A
	DP4N	DP2.5N	/	/	DSD03-2.5/4	40A	40A
		DP2.5N	DP6CA	DP2.5CA	DSD03-2.5/6	40A	56A
	DP6N	DP4N	DP6CA	DP4CA	DSD03-4/6	45A	56A
		DP2.5N	DP10CA	DP2.5CA	DSD03-2.5/10	40A	65A
	DP10	DP4N	DP10CA	DP4CA	DSD03-4/10	45A	65A
		DP2.5N	DP16CA	DP2.5CA	DSD03-2.5/16	40A	80A
	DP16	DP4N	DP16CA	DP4CA	DSD03-4/16	45A	90A
		DP6N	DP16CA	DP6CA	DSD03-6/16	37A	74A


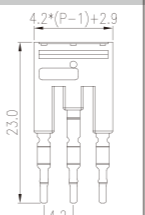
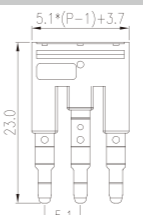
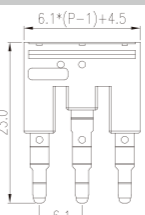
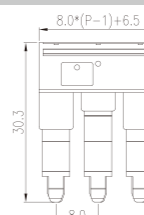
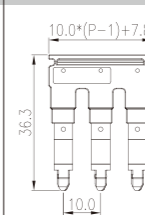
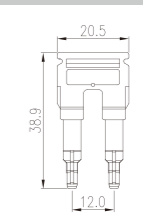
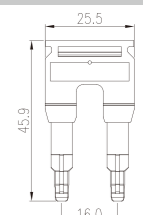


Screw-on bridge


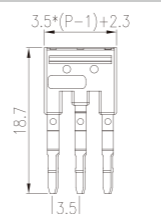

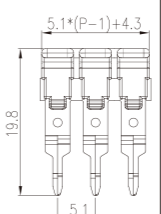

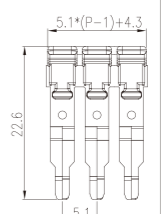
	DS2.5 	DS16 	DS35 
---	---	--	--

Part number	Position	Compatible Products	Package
DS2.5-XXP	02~10	DKES1.5, DKES1.5-XXP, DKES1.5M-XXP	2~4P : 100 / 5~10P : 50
DS16-XXP	02~10	DK16H, DK10-TF(5X20), DK10-TFA(5X20)	50
DS35-XXP	02~10	DK35H	50

Cross Connection System

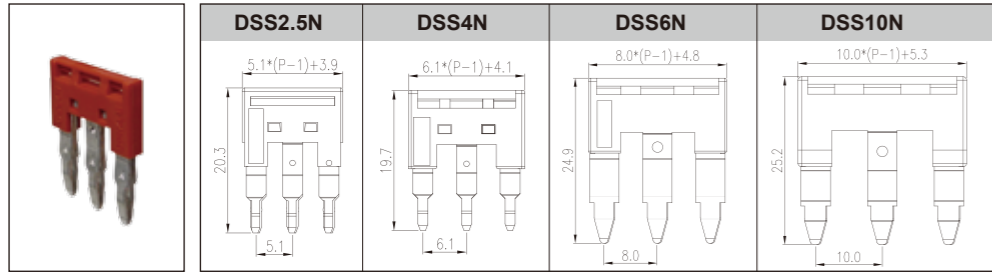
	DSD01-1.5..N 	DSD01-2.5..N 	DSD01-4..N 	DSD01-6..N 	DSD01-10..N 	DSD01-16..N 	DSD01-35..N 
---	--	--	--	--	---	---	---

Part number	Position	Compatible Products	Package
DSD01-1.5XXN	02~05, 10	AK1.5, AK1.5-TN, AK1.5-TR, AKK1.5	2~4P : 100 / 5P, 10P : 50
DSD01-2.5XXN	02~10	DP2.5N Series, DPP2.5N Series, DP2.5N-3L Series, DP2.5SG Series, DPES2.5, DPES2.5-PE, DKD10-P001, DPHD10-P001, DPH2.5, DPH2.5-PE, DPD16-P001, DPD10-P001, AK2.5 Series, AKK2.5, AKK2.5-D01, AKK2.5-D02, AKK2.5-D03, AKK2.5-D04, AKK2.5-PV	2~4P : 100 / 5~10P : 50
DSD01-4XXN	02~05, 10	DP4N, DP4N-TN, DP4N-TR, DP4N-PE, DP4N-TN-PE, DP4N-TR-PE, DPP4N Series, DP4N-TP, DP4N-TG, DP4N-CP, DP4N-TF(5X20), DP4N-TFLXX(5X20), DP4N-TFU, DP4N-TFUL, DP4N-TFU(5X20), DP4N-TFUL(5X20), DP4N-T, DP4N-M(5X20), DP4N-MLXX-5X20, AK4, AK4-TN, AK4-TR, AKK4, AK4-TP, AK4-TG, AK4-CP, AK4-TF(5X20), AK4-TFLXX(5X20), AK4-T, AK4-M(5X20), AK4-MLXX-5X20	2~4P : 100 / 5P, 10P : 50
DSD01-6XXN	02~05, 10	DP6N, DP6N-TN, DP6N-TR, DP6N-PE, DP6N-TN-PE, DP6N-TR-PE, DP6N-TFV, DP6N-TFVLXX, DPH6, DPH6-PE, DPTD6N, DPTL6N, DPTD6N-D05, DPTD6N-D06, DKD35-P001, DKD35-P002, DP6N-TF-6.3X32, DP6N-TFL-6.3X32, AK6, AK6-TN, AK6-TR	2~4P : 100 / 5P, 10P : 50
DSD01-10XXN	02~05	DP10, DP10-PE, DP10-TN-PE, AK10, AK10-TN, DKD35-P003	50
DSD01-16XXN	02	DP16, AK16, AK16-TN	50
DSD01-3502N	02	AK35	50

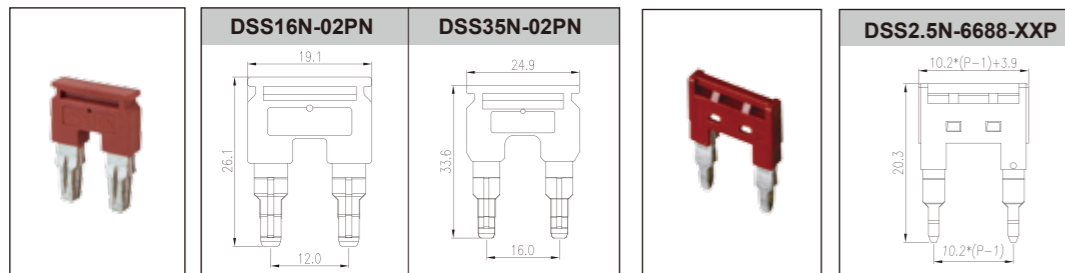
	DSD03-1.5 		DSD02-2.5..T 		DSD06-2.5..T 
---	---	---	--	---	--

Part number	Position	Compatible Products	Package
DSD03-1.5XX	02~10, 20	DP1.5N, DP1.5N-TN, DP1.5N-TR, DP1.5N-PE, DP1.5N-TN-PE, DP1.5N-TR-PE, DPH1.5, DPH1.5-PE, DPH1.5SG, DPP1.5N Series, DPD10-P001, DKD35-P002	100
DSD02-2.5XXXT	500	DK2.5N Series, DKK2.5N Series, DK2.5N-3L Series	1
DSD06-2.5XXXT	500	DP2.5N Series, DPP2.5N Series, DP2.5N-3L Series, DP2.5SG Series, DPES2.5 Series, DPH2.5, DPH2.5-PE, DPD10-P001, DKD10-P001, DPHD10-P001, DPD16-P001, AK2.5 Series, AKK2.5 Series	1

Cross Connection System

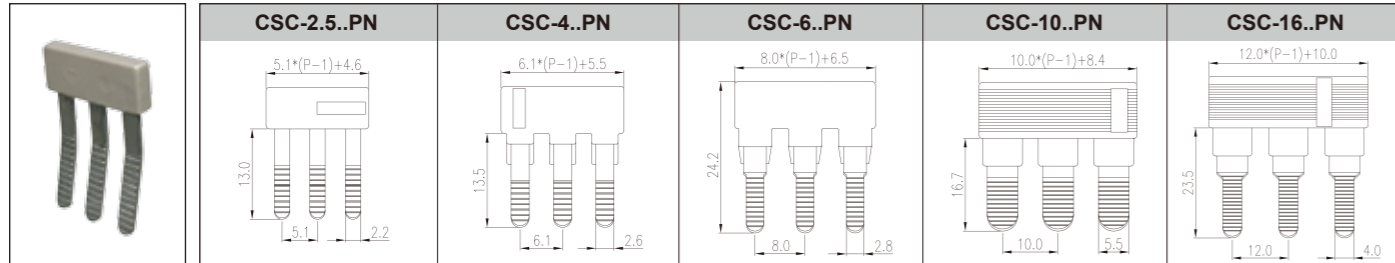


Part number	Position	Compatible Products	Package
DSS2.5N-XXP	02~10, 20	DK2.5N, DK2.5N-TN, DK2.5N-TR, DKK2.5N, DKK2.5N-PV, DKK2.5N-L2PE, DKK2.5N-PE, DKK2.5N-TP, DKK2.5N-TG, DKK2.5N-CP, DK2.5N-3L Series	2~4P : 100 / 5~10P : 20P : 50
DSS4N-XXP	02~10	DK4N, DK4N-TN, DK4N-TR, DK4NS Series, DKK4N Series,	2~4P : 100 / 5~10P : 50
DSS6N-XXP	02~10	DK6N, DK6N-TN	2~4P : 100 / 5~10P : 50
DSS10N-XXP	02~10	DK10N, DK10N-TN	50



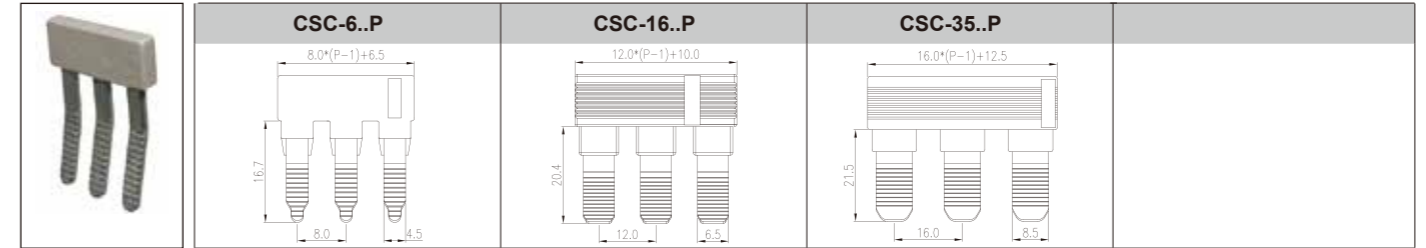
Part number	Position	Compatible Products	Package
DSS16N-02PN	02	DK16N	50
DSS35N-02PN	02	DK35N	50
DSS2.5N-6688-XXP	02~05	DK2.5N, DK2.5N-TN, DKK2.5N Series, DK2.5N-3L Series	2P : 100 / 3~5P : 50

Insertion bridge

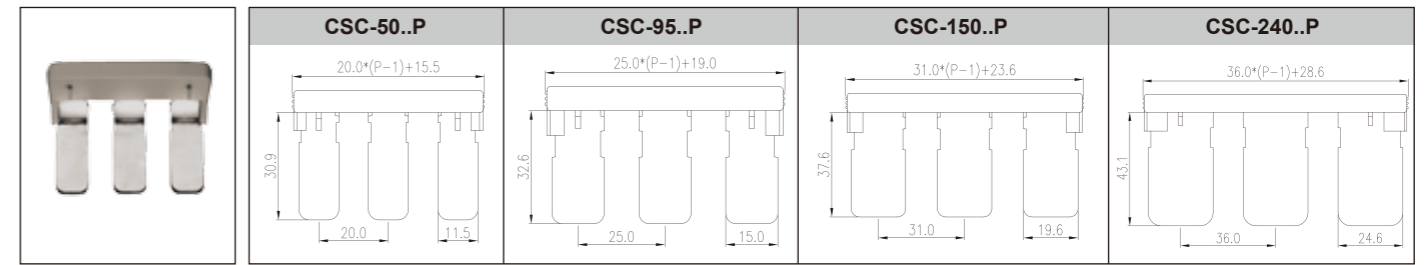


Part number	Position	Compatible Products	Package
CSC-2.5XXPN	02~10	DK2.5N Series, DKK2.5N Series, DK2.5N-3L Series	2~4P : 100 / 5~10P : 50
CSC-4XXPN	02~10	DK4N Series, DK4NS Series, DKK4N Series	2~4P : 100 / 5~10P : 50
CSC-6XXPN	02~10	DK6N, DK6N-TN, DK4N-TF(5X20), DK4N-TFL(5X20), DKK4N-TF(5X20), DKK4N-TFLXX(5X20)	2~4P : 100 / 5~10P : 50
CSC-10XXPN	02~10	DK10N, DK10N-TN	50
CSC-16XXPN	02, 03, 10	DK10-TF(5X20), DK10-TFA(5X20)	50

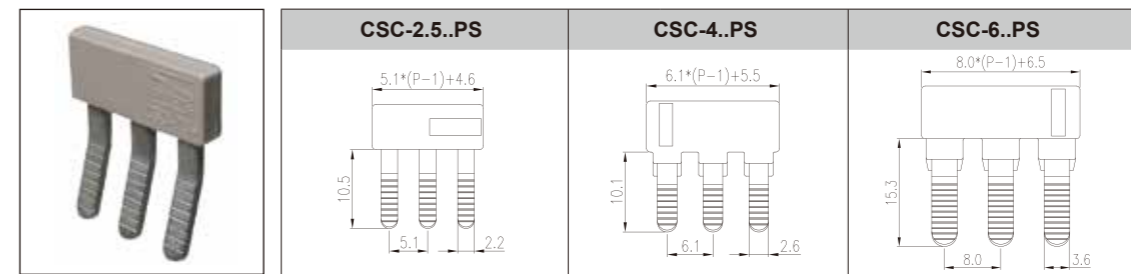
Insertion bridge



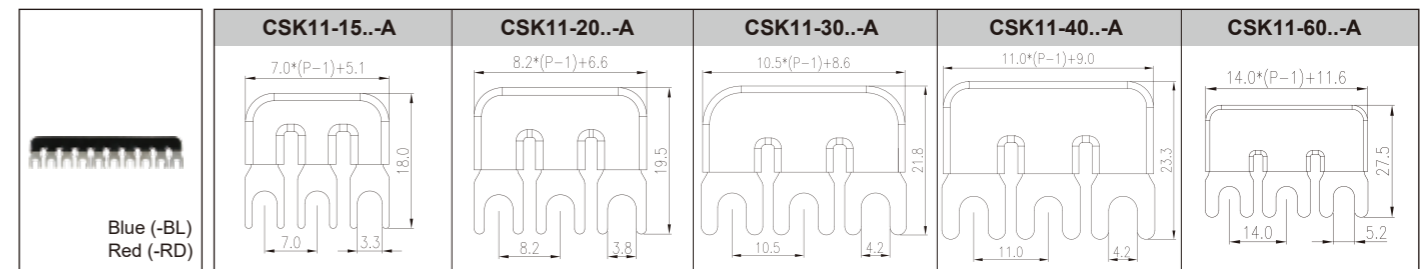
Part number	Position	Compatible Products	Package
CSC-6XXP	02~10	DK6N, DKTD6N	2~4P : 100 / 5~10P : 50
CSC-16XXP	02~04, 10	DK16H, DK16N	50
CSC-35XXP	02~10	DK35H, DK35N	50



Part number	Position	Compatible Products	Package
CSC-50XXP	02, 03	DK50	50
CSC-95XXP	02, 03	DK95	50
CSC-150XXP	02, 03	DK150	50
CSC-240XXP	02, 03	DK240	50

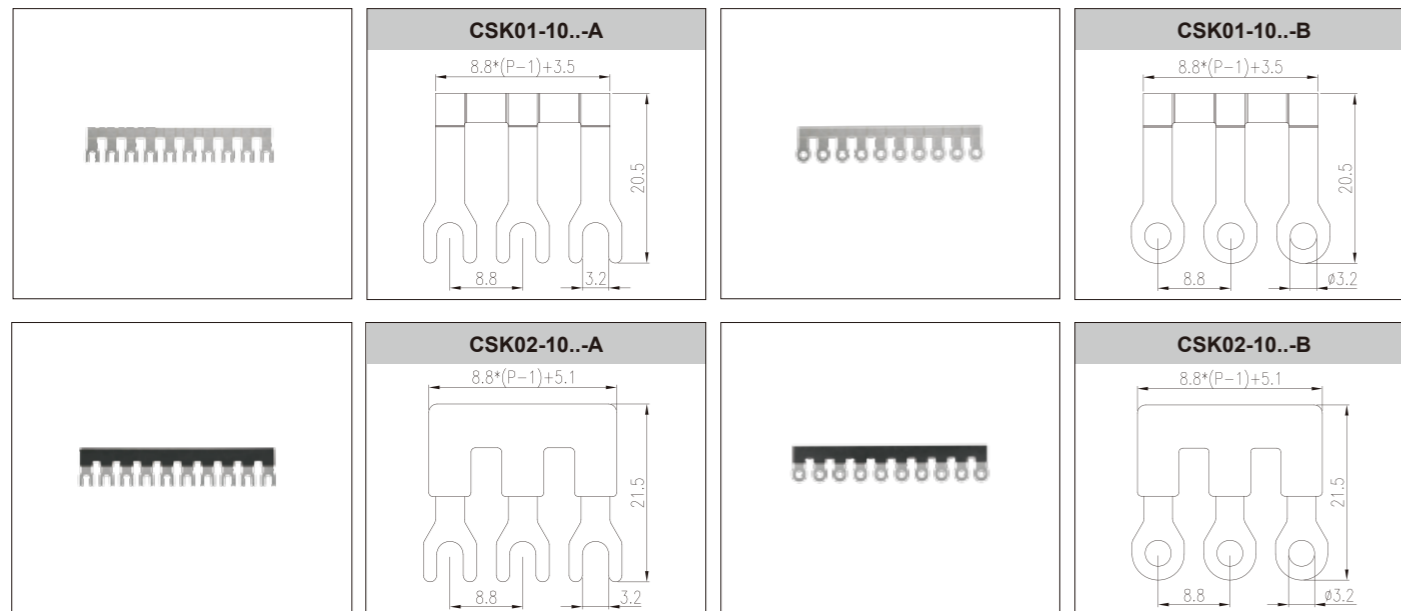


Part number	Position	Compatible Products	Package
CSC-2.5XXPS	02~10	DK2.5S, PM2.5N-XXP	2~4P : 100 / 5~10P : 50
CSC-4XXPS	02~10	DK4S, PM4N-XXP	2~4P : 100 / 5~10P : 50
CSC-6XXPS	02~10	DK6S, PM6N-XXP	2~4P : 100 / 5~10P : 50




Part number	Position	Compatible Products	Package
CSK11-15XX-A	02, 03, 06, 20	DKU15, DKUP15-XXPK, DKB15N, DKB15N-XXPCK	2P, 3P : 100 / 6P, 10P, 20P : 50
CSK11-20XX-A	02, 03, 06, 20	DKU20, DKUP20-XXPK, DKB20N, DKB20N-XXPCK	2P, 3P : 100 / 6P, 10P, 20P : 50
CSK11-30XX-A	02, 03, 06, 10	DKU30, DKUP30-XXPK, DKB30N, DKB30N-XXPCK	2P, 3P : 100 / 6P, 10P : 50
CSK11-40XX-A	02, 03	DKU40, DKUP40-XXPK, DKB40N, DKB40N-XXPCK	2P, 3P : 100
CSK11-60XX-A	02, 03	DKU60, DKUP60-XXPK, DKB60N, DKB60N-XXPCK	2P, 3P : 100

Insertion bridge



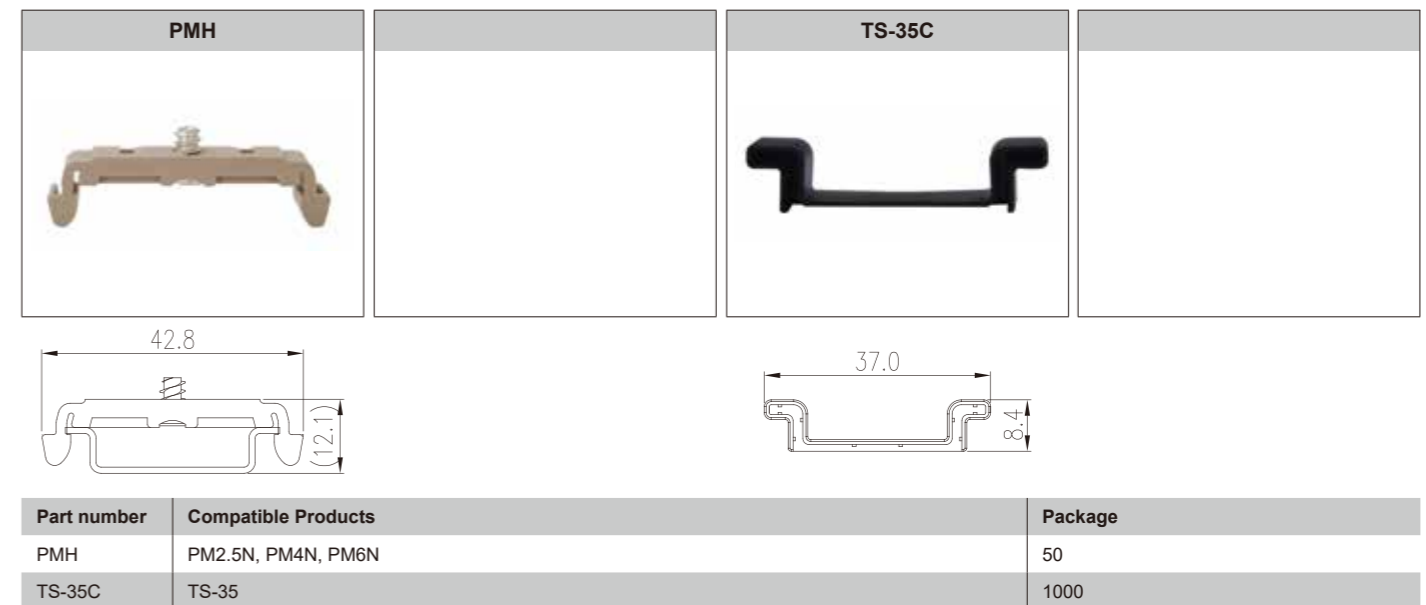
Part number	Position	Compatible Products	Package
CSK01-10XX-A	02~10	DKBB10, DKBB10-XXPCK	50
CSK01-10XX-B	02~10	DKBB10, DKBB10-XXPCK	50
CSK02-10XX-A	02~10	DKBB10, DKBB10-XXPCK	50
CSK02-10XX-B	02~10	DKBB10, DKBB10-XXPCK	50
CSK01-60XX-A	02~10	DKB80, DKB80-XXPCK	50
CSK01-60XX-B	02~10	DKB80, DKB80-XXPCK	50
CSK02-60XX-A	02~10	DKB80, DKB80-XXPCK	50
CSK02-60XX-B	02~10	DKB80, DKB80-XXPCK	50

FUSE



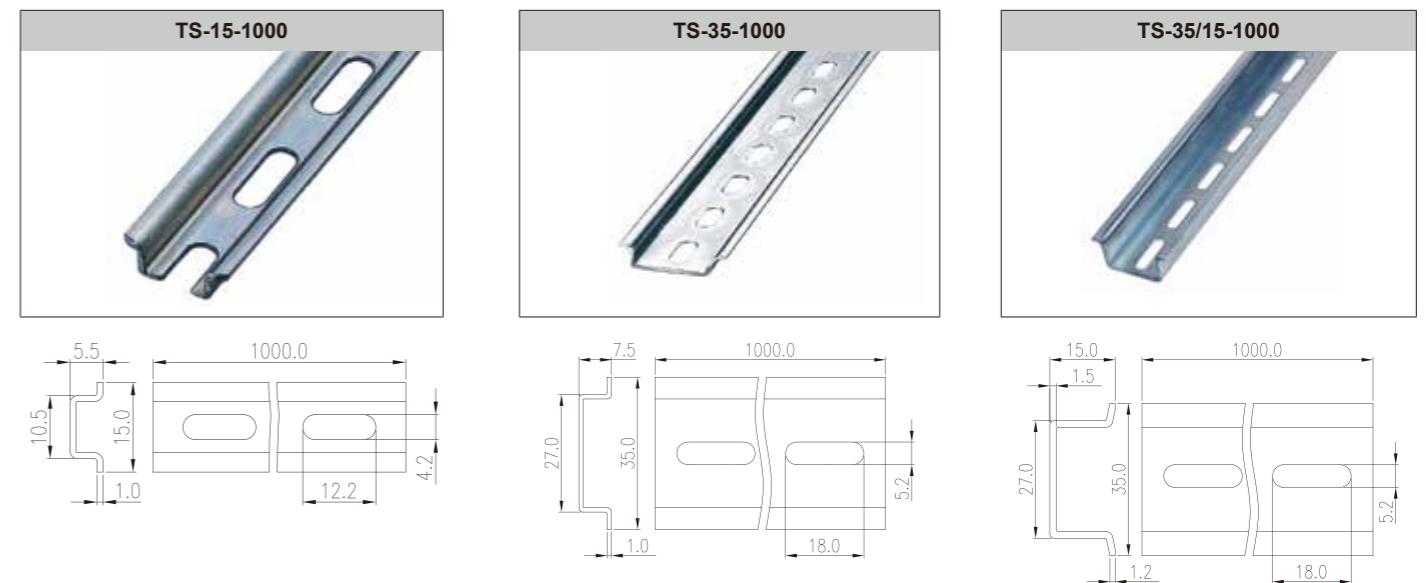
Part number	Compatible Products	Package
FUK1A-01	DP4N-TF(5X20), DP4N-TFLXX(5X20), DP4N-TFH(5X20), DP4N-TFHLXX(5X20), DP4N-TFU(5X20), DP4N-TFULXX(5X20), AK4-TFLXX(5X20), AK4-TF(5X20), DK4N-TF(5X20), DK4N-TFLXX(5X20), DKK4N-TF(5X20), DKK4N-TFLXX(5X20), DK10-TF(5X20), DK10-TFA(5X20)	50
FUK1A-02	DP6N-TF-6.3X32, DP6N-TFLXX-6.3X32	50
FUK2A-01	DP4N-TF(5X20), DP4N-TFLXX(5X20), DP4N-TFH(5X20), DP4N-TFHLXX(5X20), DP4N-TFU(5X20), DP4N-TFULXX(5X20), AK4-TFLXX(5X20), AK4-TF(5X20), DK4N-TF(5X20), DK4N-TFLXX(5X20), DKK4N-TF(5X20), DKK4N-TFLXX(5X20), DK10-TF(5X20), DK10-TFA(5X20)	50
FUK2A-02	DP6N-TF-6.3X32, DP6N-TFLXX-6.3X32	50
FUK6.3A-01	DP4N-TF(5X20), DP4N-TFLXX(5X20), DP4N-TFH(5X20), DP4N-TFHLXX(5X20), DP4N-TFU(5X20), DP4N-TFULXX(5X20), AK4-TFLXX(5X20), AK4-TF(5X20), DK4N-TF(5X20), DK4N-TFLXX(5X20), DKK4N-TF(5X20), DK10-TF(5X20), DK10-TFA(5X20)	50
FUK6.3A-02	DP6N-TF-6.3X32, DP6N-TFLXX-6.3X32	50

DIN Rail Cap



Part number	Compatible Products	Package
PMH	PM2.5N, PM4N, PM6N	50
TS-35C	TS-35	1000

DIN Rail & DIN Rail Cutter



* Specific length of rail available upon request.

Part number	Compatible Product	Package
TS-15	DK..S Series	20
TS-35	DP..Series, DK..N Series, DK..Series, AK..Series, DKB..Series, DKU..Series, DKM..Series	20
TS-35/15	DP..Series, DK..N Series, AK..N Series, DKB..Series, DKU..Series, DKM..Series	10

Marking System

P/N : TMP-002



D-Thermo
Thermal Transfer Printer



P/N : TMP-004



Thermal Transfer Printer TMP-002

Order guide

Dinkle Thermal Transfer Printer TMP-002 includes 8 parts:
(1)Printer x 1 set / (2) Ribbon x 30M / (3) Printing magazine x 1 pc /
(4)Marking label TM47W x 10 pcs / (5) Cleaning pen x 1 pc /
(6) Power cord x 1 pc / (7)USB cable x 1 pc / (8) Installation CD x 1 pc

Features

- Applicable for all Dinkle TMXXX SERIES marking labels
- Applicable for all label in PC material
- High printing speed: ONLY 6 sec to print one card label
- Easy operation with colorful touch panel
- Connect by USB and Ethernet interfaces

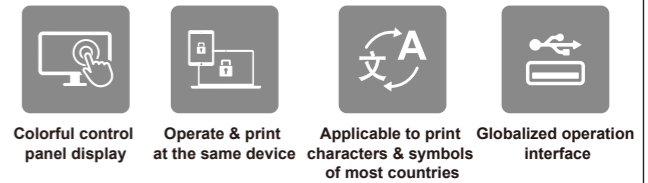
Operation

Simple to install and easy to learn the operation. Please visit Dinkle website to download the instruction manual of TMP-002 Thermal Transfer Printer.









Technical data

Print resolution	300 dpi
Print speed, max	4 inch / second (100mm/s)
Print length (max)	Imum 140 mm
Print width (max)	Imum 104 mm
Print media	Print media width 115mm Print media length 164mm
Ribbon	Length 30m Outer diameter 68mm Inner diameter 25.4mm
Interfaces	USB 2.0, full speed slave, Ethernet 10/100Base-T, Wifi (option)
Operating display	Auto Switching 100-240V AC, 50-60Hz
Dimensions	253mm x 189mm x 320mm (TxHxW)
Weight	6kg


*The printer is suitable to print Dinkle marking labels at the pitch of 3.5mm, 5.1mm, 6.1mm, 8mm or 10mm and at the label length of 5.8mm or 10mm.
(TM41W, TM42W, TM43W, TM44W, TM45W, TM46W, TM47W, TM48W, TM49W, TM50W)



TMP-002 Accessories

Magazine		Ribbon		Empty ribbon core		Cleaning pen	
							
Part number	Pcs / box	Part number	Pcs / box	Part number	Pcs / box	Part number	Pcs / box
TMPF-04	1	TMPT-11-300	2	TMPT-12	3	TMPC-05	2
Product Description		Product Description		Product Description		Product Description	
Magazine for accommodating TM marking labels (TM41W~TM50W). *Consumables		Color ribbon Color : Black Length : 300M *Consumables		Empty paper roll *Consumables		Cleaning pen *Consumables	
Power cord		USB Cable		Software Installation CD		Marking Labels	
							

Marking Labels



Part number	Width	Length	Tab number of each marking label	Pcs / box
TM41W	3.5	5.8	16x6=96	10
TM42W	5.1	5.8	12x6=72	10
TM43W	6.1	5.8	10x6=60	10
TM44W	8.0	5.8	7x6=42	10
TM45W	10.0	5.8	6x6=36	10
TM46W	3.5	9.3	16x6=96	10
TM47W	5.1	9.3	12x6=72	10
TM48W	6.1	9.3	10x6=60	10
TM49W	8.0	9.3	7x6=42	10
TM50W	10.0	9.3	6x6=36	10

Applicable Comparison Table : Marking Labels for Terminal Blocks

TM W - XXXX

Color code (G: Green R: Red L: Blue X: Yellow)
 Note: If not specified, the color is white
 Marking contents
 Marking Label specification 41,42,43,...,50

Part number	TM41W	TM42W	TM43W	TM44W	TM45W	TM46W	TM47W	TM48W	TM49W	TM50W	
Length	5.8	5.8	5.8	5.8	5.8	10	10	10	10	10	Best application
Width	3.5	5.1	6.1	8	10	3.5	5.1	6.1	8	10	Available application
											DP1.5N, DP1.5N-PE, DP1.5N-TN, DP1.5N-TN-PE, DP1.5N-TR, DP1.5N-TR-PE, DPH1.5, DPH1.5-PE, DPH1.5SG
											AK1.5, AK1.5-PE, AK1.5-TN, AK1.5-TN-PE, AK1.5-TR, AK1.5-TR-PE
											DPP1.5N, DPP1.5N-PV, DPP1.5N-L2PE, DPP1.5N-PE
											AKK1.5
											DP2.5N Series, DPH2.5, DPH2.5-PE, DP2.5N-3L-SPE, AK2.5 Series
											DPP2.5N Series, DP2.5N-3L, DP2.5N-3L-PV, DP2.5N-3L-L3PE, DP2.5N-3L-PE, DK2.5S, DK1.5SG Series, PM2.5N-XXP, PM2.5WN-XXP, PMM2.5WN-XXP, AKK2.5, AKK2.5-PV, AKK2.5-PE, AKK2.5-D Series
											DPES2.5, DPES2.5-PE, DP2.5PG, DP2.5SG Series
											DP4N, DP4N-PE, DP4N-TN, DP4N-TN-PE, DP4N-TR, DP4N-TR-PE, DP4N-3L-SPE, AK4, AK4-PE, AK4-TN, AK4-TN-PE, AK4-TR, AK4-TR-PE
											DPP4N Series, DP4N-T Series, DP4N-TF Series, AKK4, AK4-TF, AK4-T Series, DK4S, PM4N-XXP, SS2N
											DP6N, DP6N-PE, DP6N-TN, DP6N-TN-PE, DP6N-TR, DP6N-TR-PE, DP6N-TFV, DP6N-TFV-LXX, DPTD6N, DPTL6N, DPH6, DPH6-PE, AK6, AK6-PE, AK6-TN, AK6-TN-PE, AK6-TR, AK6-TR-PE, SS7N
											DP4N-TFH, DP4N-TFHL, DP6N-TF, DP6N-TFL, PM10-XX
											DP10, DP10-PE, DP10-TN, DP10-TN-PE, DKD10-P001, DPHD10-P001, AK10, AK10-PE, AK10-TN, AK10-TN-PE
											DP16, DP16-PE, AK16, AK16-PE, AK16-TN, AK35
											DPD10-P001, DPD16-P001, DKD35-P001, DKD35-P002, DK10-TF, DK10-TFA
											DK2.5N Series, DKK2.5N Series, DK2.5N-3L Series
											DKES1.5, DK2.5-PE
											DK4N Series, DKK4N Series
											DK4-PE
											DKK4-TF, DK4N-TF, DK4N-TFL, DK6N, DK6N-PE, DK6N-TN, DKTD6N, DK6S, PM6N-XXP, SS4N, SS5N, SS11, SS13
											DK10N, DK10N-PE, DK10N-TN, SS6N
											DK10-PE, DK16N, DK16N-PE, DK16H, DK16-PE, DK35N, DK35H, DK35H-PE, DK50, DK50-PE, DK95, DK95-PE, DK150, DK240, DKM Series

Thermal Transfer Printer TMP-004

Order guide

Dinkle Thermal Transfer Printer TMP-004 includes 11 parts:
 (1) Printer x 1 set / (2) Ribbon x 300M / (3) Empty ribbon core x 1 pc /
 (4) Ribbon hubs x 1 set (2 pcs) / (5) Label supply hub x 1 set / (6) AC adapter x 1 pc /
 (7) Label guide plates x 1 set (2 pcs) / (8) Label tray holder x 1 pc /
 (9) Power core x 1 pc / (10) USB cable x 1 pc / (11) Cutter x 1 pc (optional)

Features

- Applicable for all Dinkle TM-RXXX SERIES marking labels
- Excellent marking labels exclusively designed by Dinkle
- High printing speed: 50.1mm/sec. (suggested)
- Simple to install and easy to operate
- Connect by USB and Ethernet interfaces

Operation

Easy to learn the operation. Please visit Dinkle website to download the instruction manual of TMP-004 Thermal Transfer Printer.



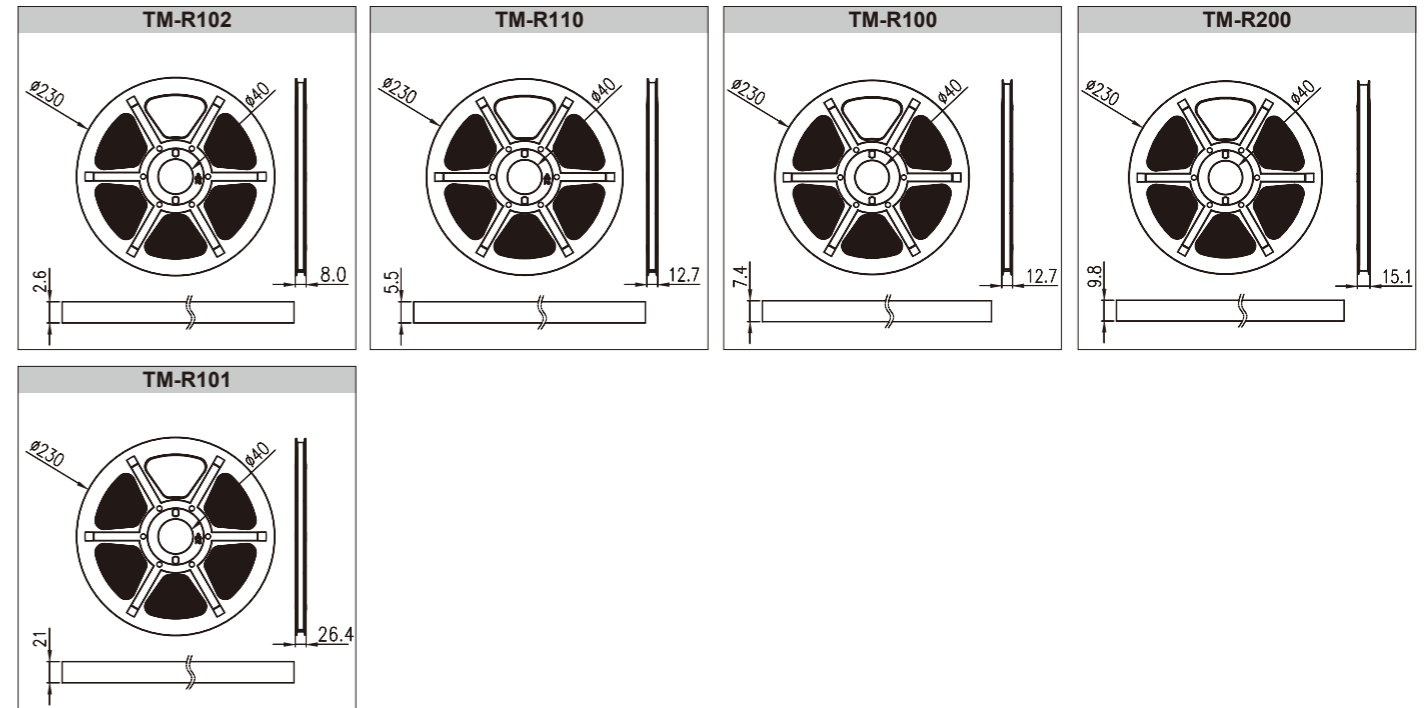
Technical data

Print resolution	300 dpi
Print speed, max	102mm/s max., 50.1mm/s suggested
Print length (max)	1mum 200 mm
Print width (max)	90mm (with cutter: 50mm)
Ribbon	max length 300m ; width 101mm
	outer diameter 68mm
	Inner diameter 25.4mm
Interfaces	USB, RS-232, Ethernet 10/100 Mbps
Operating display	100 - 240VAC, 50-60Hz
Dimensions	333mm x 171mm x 226mm (TxHxW)
	USB 2.0, full speed slave, Ethernet 10/100Base-T, Wifi (option)
	Auto Switching 100-240V AC, 50-60Hz
Weight	2.5kg (excluding consumables)

Part number

TMP-004-B	With U.K. power plug
TMP-004-C	With China power plug
TMP-004-E	With Europe power plug
TMP-004-T	With Taiwan power plug
TMP-004-U	With U.S.A. power plug

Continuous Flat Marking Labels

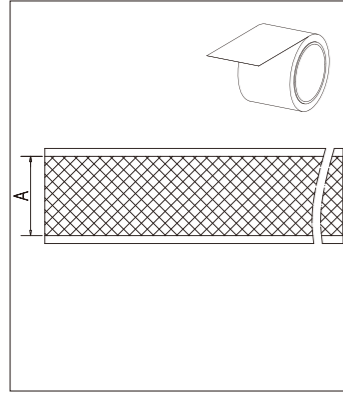


Part number	Width (mm)	Length (m)	Color	Pcs / box
TM-R102	2.6	60	White	10
TM-R102-RD	2.6	60	Red	10
TM-R102-BL	2.6	60	Blue	10
TM-R102-YW	2.6	60	Yellow	10
TM-R102-BR	2.6	60	Brown	10
TM-R102-OR	2.6	60	Orange	10
TM-R102-GN	2.6	60	Green	10
TM-R110	5.5	60	White	10
TM-R110-RD	5.5	60	Red	10
TM-R110-BL	5.5	60	Blue	10
TM-R110-YW	5.5	60	Yellow	10
TM-R110-BR	5.5	60	Brown	10
TM-R110-OR	5.5	60	Orange	10
TM-R110-GN	5.5	60	Green	10
TM-R100	7.4	60	White	10
TM-R100-RD	7.4	60	Red	10
TM-R100-BL	7.4	60	Blue	10
TM-R100-YW	7.4	60	Yellow	10
TM-R100-BR	7.4	60	Brown	10
TM-R100-OR	7.4	60	Orange	10
TM-R100-GN	7.4	60	Green	10
TM-R200	9.8	60	White	10
TM-R200-RD	9.8	60	Red	10
TM-R200-BL	9.8	60	Blue	10
TM-R200-YW	9.8	60	Yellow	10
TM-R200-BR	9.8	60	Brown	10
TM-R200-OR	9.8	60	Orange	10
TM-R200-GN	9.8	60	Green	10
TM-R101	21	60	White	5
TM-R101-RD	21	60	Red	5
TM-R101-BL	21	60	Blue	5
TM-R101-YW	21	60	Yellow	5
TM-R101-BR	21	60	Brown	5
TM-R101-OR	21	60	Orange	5
TM-R101-GN	21	60	Green	5

TMP-004 Accessories

Cutter	Ribbon	Empty Ribbon Core	Label Tray Holder
Part number TMPD-01	Part number TMPT-16 TMPT-17	Part number TMPT-12	Part number TMPD-02
Pcs / box 1	Width 50 mm 100 mm	Pcs / box 3	Pcs / box 1
Product Description For cutting off the continuous flat marking labels *Consumables	Product Description Color ribbon Color: Black Length: 300M *Consumables	Product Description As the other end of recycling printed ribbon *Consumables	Product Description For installation of TM-R series continuous flat marking labels Dimensions: 260x142x222mm (LxWxH) *Consumables
Power Cord	USB Cable	Label	TMPD-03

Self-Adhesive Continuous Marking Labels



Part number	A (mm)	Strip length	Material	Color	Pcs / box
TM-B001	10	20m	PET	White	1
TM-B001-YW	10	20m	PET	Yellow	1
TM-B002	15	20m	PET	White	1
TM-B002-YW	15	20m	PET	Yellow	1
TM-B003	20	20m	PET	White	1
TM-B003-YW	20	20m	PET	Yellow	1
TM-B004	30	20m	PET	White	1
TM-B004-YW	30	20m	PET	Yellow	1
TM-B004-SV	30	20m	PET	Silver	1
TM-B005	46	20m	PET	White	1
TM-B005-YW	46	20m	PET	Yellow	1
TM-B005-SV	46	20m	PET	Silver	1
TM-B006	60	20m	PET	White	1
TM-B006-YW	60	20m	PET	Yellow	1
TM-B006-SV	60	20m	PET	Silver	1
TM-B007	80	20m	PET	White	1
TM-B007-YW	80	20m	PET	Yellow	1
TM-B007-SV	80	20m	PET	Silver	1
TM-B008	10	20m	Coated paper	White	1
TM-B009	15	20m	Coated paper	White	1
TM-B010	20	20m	Coated paper	White	1
TM-B011	30	20m	Coated paper	White	1
TM-B012	45	20m	Coated paper	White	1
TM-B013	60	20m	Coated paper	White	1
TM-B014	80	20m	Coated paper	White	1


Ferrules & Tools



- Various hand tools like wire cutter, stripper and crimper are ergonomically designed are all manufactured by high-quality materials, which durable and efficient operation makes wiring convenient.
- The ferrule is a tool to make easy and fast wiring, which can prevent the wire divergence to affect the safety and enlarge the conduct area. The wide range of diameters are suitable for variety application and conforms to DIN, ISO ANSI standards.

Hand Tools


DNT04-2616A



Cutter

26-16AWG
0.2~1.25mm²


DNT04-2010A



Stripping Plier

20-10AWG
0.6~5mm²


DNT01-2210B



Crimping Plier

22-10AWG
0.5~6mm²

DNT01-2206B




Crimping Plier

22-6AWG
0.5~16mm²



DNT13-0102

Crimping Plier

- Specially mechanically designed for maximum crimping force
 - Square crimp : Four sets of serrated surfaces used for square crimping to enhance the connection effect
 - Cross section : 0.08~10mm² / AWG 28~7
 - Self-adjustable to suit the wire size
 - Save up to 40% manpower
- 

Durability


The spring was made by hardened steel. Durable & flexible

40% OFF

manpower

Cost saving

Mechanical design helps labor saving & cost saving.




Cost saving


The crimped wire with ferrule is in a square shape for easy connection.

Screwdrivers

Slotted Screwdriver




Slotted screwdriver




Insulated slotted screwdriver

Phillips Screwdriver



Phillips screwdriver



Insulated phillips screwdriver


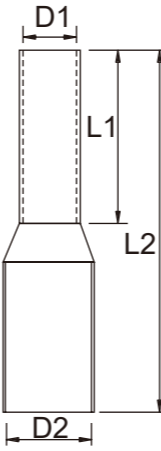
Part number	A	B	D	Pcs / box
DNT11-0102	2.5	0.4	75	12
DNT11-0107	3.5	0.6	100	12
DNT11-0109	4.0	0.8	100	12
DNT11-0111	5.5	1.0	150	12

Part number	A	B	D	Pcs / box
DNT11-0301	2.5	0.4	75	12
DNT11-0307	3.5	0.6	100	12
DNT11-0303	4.0	0.8	100	12
DNT11-0304	5.5	1.0	125	12

Part number	C	D	Pcs / box
DNT11-0201	#0 / 3.0	60	12
DNT11-0202	#1 / 5.0	80	12
DNT11-0205	#2 / 6.0	100	12
DNT11-0208	#3 / 8.0	150	6

Part number	C	D	Pcs / box
DNT11-0401	#0 / 3.0	60	12
DNT11-0402	#1 / 5.0	80	12
DNT11-0403	#2 / 6.0	100	12
DNT11-0404	#3 / 8.0	150	6


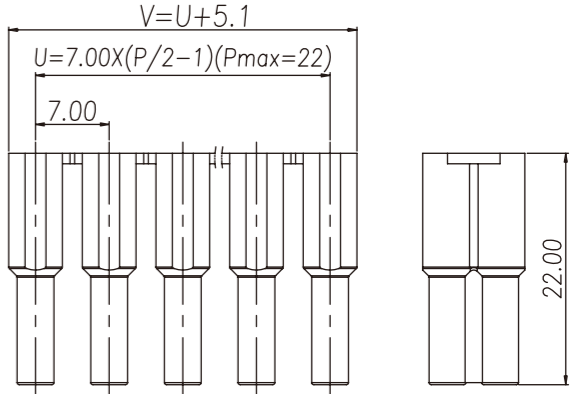
Ferrules For Single Wire

Diameter AWG (mm ²)	Part number	Package		Size (mm)				DIN 46228/4 color
		Pcs / bag	Bag / box	D1	D2	L1	L2	
24 (0.25)	DN00206D	1000	10	0.75	1.9	6	10	● Light Blue
	DN00208D					8	12	
22 (0.34)	DN00306D	1000	10	0.8	1.9	6	10	● Turquoise
	DN00308D					8	12	
20 (0.5)	DN00506D	500	10	1.0	2.6	6	12	○ White
	DN00508D					8	14	
	DN00510D					10	16	
18/20 (0.75)	DN00706D	500	8	1.2	2.8	6	12	● Grey
	DN00708D					8	14	
	DN00710D					10	16	
	DN00712D					12	18	
18 (1)	DN01006D	500	6	1.4	3.0	6	12	● Red
	DN01008D					8	14	
	DN01010D					10	16	
	DN01012D					12	18	
16 (1.5)	DN01508D	500	4	1.7	3.5	8	14	● Black
	DN01510D					10	16	
	DN01512D					12	18	
	DN01518D					18	24	
14 (2.5)	DN02508D	500	4	2.2	4.2	8	14	● Blue
	DN02510D					10	16	
	DN02512D					12	18	
	DN02518D					18	24	
12 (4)	DN04010D	500	2	2.8	4.8	10	17	● Grey
	DN04012D					12	20	
	DN04018D					18	26	
10 (6)	DN06012D	500	1	3.5	6.3	12	20	● Yellow
	DN06018D					18	26	
8 (10)	DN10012D	200	1	4.5	7.6	12	22	● Red
	DN10018D					18	28	
6 (16)	DN16012D	200	1	5.8	8.8	12	22	● Blue
	DN16018D					18	28	
4 (25)	DN25016D	100	1	7.3	11.2	16	30	● Yellow
	DN25018D					18	30	
	DN25022D					22	36	
	DN35016D					16	30	
2 (35)	DN35018D	100	1	8.3	12.7	18	32	● Red
	DN35025D					25	39	
	DN50020D					20	36	
1 (50)	DN50025D	50	1	10.3	15.0	25	40	● Blue
	DN70021D					21	37	
2 / 0 (70)	DN70021D	50	1	13.5	16.0	21	37	● Yellow
3 / 0 (95)	DN95025D	50	1	14.7	18.0	25	44	● Red
4 / 0 (120)	DN96027D	20	1	16.7	20.0	27	48	● Blue
250kcmil (150)	DN97032D	20	1	19.5	23.0	32	58	● Yellow

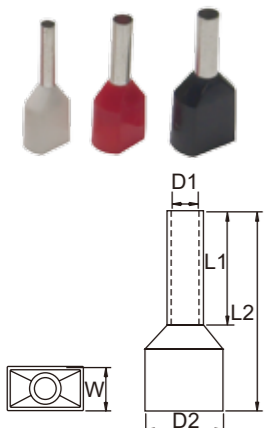
Ferrule Protection Cover

Part number : DN-C01XX

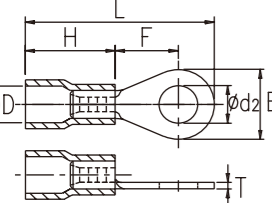
For ferrule types :
DN00506D / DN00508D / DN00510D
(02~22 poles available)

Ferrules For Double Wires



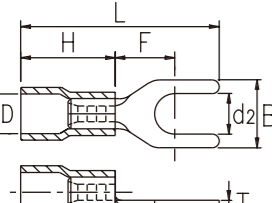
Diameter AWG (mm ²)	Part number	Package		Size (mm)				DIN 46228/4 color
		Pcs / bag	Bag / box	D1	W / D2	L1	L2	
2X0.50	DN00508B	500	5	1.5	2.5 / 4.7	8.0	15.0	○ White
	DN00708B DN00710B	500	5	1.8	2.8 / 5.0	8.0 10.0	15.0 17.0	● Grey
2X1.00	DN01008B DN01010B	500	4	2.05	3.4 / 5.4	8.0 10.0	15.0 17.0	● Red
	DN01508B DN01512B	500	2	2.3	3.6 / 6.6	8.0 12.0	16.0 20.0	● Black
2X2.50	DN02510B DN02513B	500	1	2.8	4.2 / 7.8	10.0 13.0	18.5 21.5	● Blue
	DN04012B	200	2	3.7	4.9 / 8.8	12.0	23.0	● Grey
2X4.00	DN06014B	200	1	4.8	6.9 / 10.0	14.0	26.0	● Yellow
2X6.00	DN10014B	50	2	6.4	7.6 / 12.8	14.0	26.5	● Red
2X16.00	DN16014B	50	2	8.3	9.6 / 18.6	14.0	31.5	● Blue

Ring Terminals



Diameter AWG (mm ²)	Part number	Package		Size (mm)							DIN 46228/4 color
		Pcs / bag	Bag / box	Ød2	B	F	L	H	ØD	T	
22~16 (0.5~1.5)	DNH1-132	1000	1	3.2	5.5	4.75	17.0	9.5	4.0	0.75	● Red
	DNH1-137	1000	1	3.7	5.5	4.75	17.0				
	DNH1-137B	1000	1	3.7	6.6	6.3	19.1				
	DNH1-143	1000	1	4.3	6.6	6.3	19.1				
	DNH1-143B	1000	1	4.3	8.0	7.0	20.5				
	DNH1-153	1000	1	5.3	8.0	7.0	20.5				
	DNH1-164	200	2	6.4	11.6	9.7	25.0				
	DNH1-184	200	2	8.4	11.6	9.7	25.0				
	DNH1-110	200	1	10.5	14.0	12.0	28.5				
	16~14 (1.5~2.5)	DNH1-232	1000	1	3.2	6.4	4.3				
DNH1-237		1000	1	3.7	6.4	4.3	17.5				
DNH1-237B		500	1	3.7	8.5	7.75	22.0				
DNH1-243		1000	1	4.3	6.6	6.3	19.6				
DNH1-243B		500	1	4.3	8.5	7.75	22.0				
DNH1-253		200	2	5.3	9.5	7.25	22.0				
DNH1-264		200	1	6.4	12.0	11.0	27.0				
DNH1-284		200	1	8.4	12.0	11.0	27.0				
DNH1-210		200	1	10.5	14.0	12.0	29.0				
12~10 (4~6)		DNH1-537	500	1	3.7	7.2	5.9	22.5	13.0	6.8	0.95
	DNH1-543	200	2	4.3	9.5	8.25	26.0				
	DNH1-553	200	2	5.3	9.5	8.25	26.0				
	DNH1-564	200	1	6.4	12.0	10.5	29.5				
	DNH1-584	200	1	8.4	15.0	13.5	34.0				
	DNH1-510	200	1	10.5	15.0	13.5	34.0				

Fork Terminals



Diameter AWG (mm ²)	Part number	Package		Size (mm)							DIN 46228/4 color
		Pcs / bag	Bag / box	Ød2	B	F	L	H	ØD	T	
22~16 (0.5~1.5)	DNH2-137	1000	1	3.7	5.7	6.5	20.7	9.5	4.0	0.75	● Red
	DNH2-137B			3.7	6.4	6.5	20.7				
	DNH2-143	1000	1	4.3	6.4	6.5	20.7				
	DNH2-143B			4.3	7.2	6.5	20.7				
	DNH2-153	500	1	5.3	8.1	6.5	20.7				
	DNH2-164	200	2	6.4	11.0	10.0	25.0				
16~14 (1.5~2.5)	DNH2-237	500	1	3.7	5.7	6.5	21.2	10	4.5	0.75	● Blue
	DNH2-237B			3.7	6.4	6.5	21.2				
	DNH2-243	500	1	4.3	6.4	6.5	21.2				
	DNH2-243B			4.3	7.2	6.5	21.2				
	DNH2-253	200	2	5.3	8.1	6.5	21.2				
	DNH2-264	200	2	6.4	11.0	10.0	25.5				
12~10 (4~6)	DNH2-537	200	2	3.7	8.2	7.2	24.7	13	6.8	0.95	● Yellow
	DNH2-543	200	2	4.3	8.2	7.2	24.7				
	DNH2-553	200	2	5.4	9.0	7.2	24.7				
	DNH2-564	200	1	6.4	12.0	11.0	31.0				

Standard cross section of copper conductors

Conductor cross section (mm ²)	Theoretical Diameter of the largest conductor			
	Metric			AWG / Kcmil
	Rigid		Flexible (mm)	
	Solid (mm)	Stranded (mm)		
0.2	0.51	0.53	0.61	24
0.34	0.63	0.66	0.8	22
0.5	0.9	1.1	1.1	20
0.75	1.0	1.2	1.3	18
1	1.2	1.4	1.5	-
1.5	1.5	1.7	1.8	16
2.5	1.9	2.2	2.3	14
4	2.4	2.7	2.9	12
6	2.9	3.3	3.9	10
10	3.7	4.2	5.1	8
16	4.6	5.3	6.3	6
25	-	6.6	7.8	4
35	-	7.9	9.2	2
50	-	9.1	11	1/0
70	-	11	13.1	2/0
95	-	12.9	15.1	3/0
-	-	-	-	4/0
120	-	14.5	17	250kcmil

Conductor size (AWG) and rated current (UL 486-486B)

Conductor size (AWG or Kcmil)	Conductor size (mm ²)	Assigned maximum ampere rating (A)
30	0.05	0.5
28	0.08	0.8
26	0.13	1
24	0.20	2
22	0.32	3
20	0.52	5
18	0.82	7
16	1.31	10
14	2.08	15
12	3.31	20
10	5.26	30
8	8.37	50
6	13.3	65
4	21.2	85
3	26.7	100
2	33.6	115
1	42.4	130
1/0	53.5	150
2/0	67.4	175
3/0	85	200
4/0	107	230

Conductor size (Metric) and rated current (IEC 60947-1)

Conductor size (mm ²)	Conductor size (AWG or Kcmil)	Assigned maximum ampere rating (A)
0.05	30	-
0.08	28	-
0.13	26	-
0.20	24	4
0.34	22	5
0.5	20	6
0.75	18	9
1	-	13.5
1.5	16	17.5
2.5	14	24
4	12	32
6	10	41
10	8	57
16	6	76
25	4	101
35	2	125
50	1/0	150
70	2/0	192
95	3/0	232
120	250 Kcmil	269

Index

Part number	Page	Part number	Page	Part number	Page	Part number	Page
01		AK2.5-TN-TP	78	CSC-2.5XXPN	171	DK2.5S	119
0126-11XX	146	AK2.5-TP	74	CSC-2.5XXPS	172	DK240	88
0161-12XXQK01	147	AK2.5-TR	61	CSC-240XXP	172	DK35H	87
0175L1	86	AK2.5-TR-CP	81	CSC-35XXP	172	DK35H-PE	92
0175-T002	86	AK2.5TR-M-5X20	81	CSC-4XXPN	171	DK35N	86
02		AK2.5TR-MLXX-5X20	81	CSC-4XXPS	172	DK4N	85
0207-01XX	36	AK2.5-TR-PE	67	CSC-50XXP	172	DK4N-CP	108
0208-E001	8	AK2.5-TR-T	80	CSC-6XXP	172	DK4N-M-5X20	108
0208-E002	8	AK2.5-TR-TG	80	CSC-6XXPN	171	DK4N-MLXX-5X20	108
0208-E003	8	AK2.5-TR-TP	80	CSC-6XXPS	172	DK4N-PE	91
0208-E004	8	AK35	58	CSC-95XXP	172	DK4NS-CP	114
0208-T001	8	AK4-T	76	CSK01-10XX-A	173	DK4NS-M-5X20	114
0208-T002	8	AK4	57	CSK01-10XX-B	173	DK4NS-MLXX-5X20	114
0208-T003	8	AK4-CP	77	CSK01-60XX-A	173	DK4NS-T	113
0208-T004	8	AK4-PE	63	CSK01-60XX-B	173	DK4NS-TF(5X20)	115
0229-M5XXY	147	AK4-TF(5X20)	82	CSK02-10XX-A	173	DK4NS-TFLXX(5X20)	115
1		AK4-TFLXX(5X20)	82	CSK02-10XX-B	173	DK4NS-TG	113
2		AK4-TG	76	CSK02-60XX-A	173	DK4NS-TP	113
2EHDRD-XXP	149	AK4-TN	59	CSK02-60XX-B	173	DK4N-T	107
2EHRDM-XXP	149	AK4-TN-PE	65	CSK11-15XX-A	172	DK4N-TF(5X20)	116
2ESDHM-XXPQK01	148	AK4-TP	76	CSK11-20XX-A	172	DK4N-TFLXX(5X20)	116
2ESDV-XXP	103/149	AK4-TR	61	CSK11-30XX-A	172	DK4N-TG	107
2ESDVM-XXP	149	AK4-TR-PE	67	CSK11-40XX-A	172	DK4N-TN	89
2ESV-XXP	103/149	AK4-M-5X20	77	CSK11-60XX-A	172	DK4N-TP	107
2ESVM-XXP	149	AK4-MLXX-5X20	77	D		DK4N-TR	90
3		AK6	58	DK1.5SG	102	DK4-PE	94
3ESDHM-XXPQK01	148	AK6-PE	64	DK1.5SGF	102	DK4S	119
A		AK6-TN	60	DK1.5SGF-PE	102	DK50	88
AK1.5	57	AK6-TN-PE	66	DK1.5SG-L24	102	DK50-PE	93
AK1.5-PE	63	AK6-TR	62	DK10N	86	DK6N	85
AK1.5-TN	59	AK6-TR-PE	68	DK10N-PE	92	DK6N-PE	91
AK1.5-TN-PE	65	AKK1.5	69	DK10N-TN	90	DK6N-TN	89
AK1.5-TR	61	AKK2.5	70	DK10-PE	94	DK6S	119
AK1.5-TR-PE	67	AKK2.5-D01	71	DK10-TF(5X20)	117	DK95	88
AK10	58	AKK2.5-D02	72	DK10-TFA(5X20)	117	DK95-PE	93
AK10-PE	64	AKK2.5-D03	72	DK150	88	DKB100N	139
AK10-TN	60	AKK2.5-D04	72	DK16H	87	DKB100N-XXPCK	157
AK10-TN-PE	66	AKK2.5-PE	70	DK16N	86	DKB150	139
AK16	58	AKK2.5-PV	70	DK16N-PE	92	DKB150-XXPCK	157
AK16-PE	64	AKK4	70	DK16-PE	94	DKB15N	137
AK16-TN	60	AKP-CP	41	DK2.5N	85	DKB15N-XXPCK	155
AK2.5	57	AKP-TG	41	DK2.5N-3L	96	DKB200	140
AK2.5-CP	75	AKP-TP	41	DK2.5N-3L-L3PE	98	DKB200-XXPCK	158
AK2.5-M-5X20	75	AKSPS-001	168	DK2.5N-3L-PE	98	DKB20N	137
AK2.5-MLXX-5X20	75	AKSPS-002	168	DK2.5N-3L-PV	97	DKB20N-XXPCK	155
AK2.5-PE	63	AKSPS-003	168	DK2.5N-CP	106	DKB300	140
AK2.5-T	74	AKSPS-004	168	DK2.5N-M-5X20	106	DKB300-XXPCK	158
AK2.5-TG	74	AKSPS-005	168	DK2.5N-MLXX-5X20	106	DKB30N	138
AK2.5-TN	59	B		DK2.5N-PE	91	DKB30N-XXPCK	156
AK2.5-TN-CP	79	C		DK2.5N-T	105	DKB40N	138
AK2.5TN-M-5X20	79	CSC-6XXP	153	DK2.5N-TG	105	DKB40N-XXPCK	156
AK2.5TN-MLXX-5X20	79	CSC-6XXPN	153	DK2.5N-TN	89	DKB500	140
AK2.5-TN-PE	65	CSC-6XXPS	154	DK2.5N-TP	105	DKB500-XXPCK	158
AK2.5-TN-T	78	CSC-95XXP	153	DK2.5N-TR	90	DKB60N	138
AK2.5-TN-TG	78	CSK01-10XX-A	154	DK2.5-PE	93	DKB60N-XXPCK	156

Index

Part number	Page	Part number	Page	Part number	Page	Part number	Page
DKB80	139	DKM150-U	129	DKUUP20-XXPK	153	DN25016D	186
DKB80-XXPCK	157	DKM185	125	DKZ120	143	DN25018D	186
DKBB10	137	DKM185-U	129	DKZ16	142	DN25022D	186
DKBB10-XXPCK	155	DKM240	125	DKZ35	142	DN35016D	186
DKBBC10-1000	139	DKM240-U	129	DKZ35A	142	DN35018D	186
DKBC100-1000	86/139/159	DKM25	123	DKZ4	142	DN35025D	186
DKBC10-1000	139	DKM25-U	127	DKZ4E	142	DN50020D	186
DKBC150-1000	86/139/159	DKM35	123	DKZ4E-YG	142	DN50025D	186
DKBC200-1000	139	DKM35-U	127	DKZ70A	142	DN70021D	186
DKBC300	139	DKM5	130	DKZ70B	143	DN95025D	186
DKBC500	139	DKM50	123	DN00206D	186	DN96027D	186
DKBC60-1000	86/139	DKM50-U	127	DN00208D	186	DN97032D	186
DKBC60N-1000	139	DKM6	130	DN00306D	186	DN-C01XX	186
DKBH285-XXPCK	159	DKM70	124	DN00308D	186	DNH1-110	187
DKBH420-XXPCK	159	DKM70-U	128	DN00506D	186	DNH1-132	187
DKBHA285	159	DKM8	130	DN00508B	187	DNH1-137	187
DKBHA420	159	DKM95	124	DN00508D	186	DNH1-137B	187
DKD10-P001	31	DKM95-U	128	DN00510D	186	DNH1-143	187
DKD35-P001	32	DKMC-01	125	DN00706D	186	DNH1-143B	187
DKD35-P002	32	DKMC-02	125	DN00708B	187	DNH1-153	187
DKD35-P003	32	DKMC-03	125	DN00708D	186	DNH1-164	187
DKES1.5	103	DKMC-04	125	DN00710B	187	DNH1-184	187
DKES1.5M-XXP	103	DKMC10/12	131	DN00710D	186	DNH1-210	187
DKES1.5-XXP	103	DKMC5	131	DN00712D	186	DNH1-232	187
DKK2.5N	95	DKMC6	131	DN01006D	186	DNH1-237	187
DKK2.5N-CP	110	DKMC8	131	DN01008B	187	DNH1-237B	187
DKK2.5N-D01	99	DKMDS01-XXP	125	DN01008D	186	DNH1-243	187
DKK2.5N-D02	100	DKMDS02-XXP	125	DN01010B	187	DNH1-243B	187
DKK2.5N-D03	100	DKMDS03-XXP	125	DN01010D	186	DNH1-253	187
DKK2.5N-D04	100	DKMDS04-XXP	125	DN01012D	186	DNH1-264	187
DKK2.5N-L2PE	97	DKMSPS-001	131	DN01508B	187	DNH1-284	187
DKK2.5N-M-5X20	110	DKMSPS-002	131	DN01508D	186	DNH1-510	187
DKK2.5N-MLXX-5X20	110	DKNSPS-001	168	DN01510D	186	DNH1-537	187
DKK2.5N-PE	98	DKNSPS-002	168	DN01512B	187	DNH1-543	187
DKK2.5N-PV	96	DKNSPS-003	168	DN01512D	186	DNH1-553	187
DKK2.5N-T	109	DKNSPS-004	168	DN01518D	186	DNH1-564	187
DKK2.5N-TG	109	DKNSPS-005	168	DN02508D	186	DNH1-584	187
DKK2.5N-TP	109	DKNSPS-006	118	DN02510B	187	DNH2-137	187
DKK4N	96	DKNSPS-007	118	DN02510D	186	DNH2-137B	187
DKK4N-CP	112	DKNSPS-008	168	DN02512D	186	DNH2-143	187
DKK4N-L2PE	97	DKNSPS-009	168	DN02513B	187	DNH2-143B	187
DKK4N-M-5X20	112	DKNSPS-010	168	DN02518D	186	DNH2-153	187
DKK4N-MLXX-5X20	112	DKTD6N	118	DN04010D	186	DNH2-164	187
DKK4N-PE	98	DKTD6N-KP	118	DN04012B	187	DNH2-237	187
DKK4N-PV	96	DKU15	135	DN04012D	186	DNH2-237B	187
DKK4N-T	111	DKU20	135	DN04018D	186	DNH2-243	187
DKK4N-TF(5X20)	116	DKU30	136	DN06012D	186	DNH2-243B	187
DKK4N-TFLXX(5X20)	116	DKU40	136	DN06014B	187	DNH2-253	187
DKK4N-TG	111	DKU60	136	DN06018D	186	DNH2-264	187
DKK4N-TP	111	DKUP15-XXPK	153	DN10012D	186	DNH2-537	187
DKM10	131	DKUP20-XXPK	153	DN10014B	187	DNH2-543	187
DKM12	131	DKUP30-XXPK	154	DN10018D	186	DNH2-553	187
DKM120	124	DKUP40-XXPK	154	DN16012D	186	DNH2-564	187
DKM120-U	128	DKUP60-XXPK	154	DN16014B	187	DNT01-2206B	185
DKM150	125	DKUU20	135	DN16018D	186	DNT01-2210B	185

Index

Part number	Page	Part number	Page	Part number	Page	Part number	Page
DNT04-2010A	185	DP2.5SGQK03	34	DP-FU(5X20)	52	DSD02-2.5/16	169
DNT04-2616A	185	DP2.5SGQK04	34	DPH1.5	2	DSD02-2.5/6	169
DNT11-0102	185	DP2.5SGQK05	34	DPH1.5-PE	3	DSD02-2.5XXXT	170
DNT11-0107	185	DP2.5SGR	36	DPH1.5SG	4	DSD02-4/10	169
DNT11-0109	185	DP2.5SGRC-PE	36	DPH2.5	2	DSD02-4/16	169
DNT11-0111	185	DP2.5SGR-L24	36	DPH2.5-PE	3	DSD02-4/6	169
DNT11-0201	185	DP2.5SGRT	36	DPH6	2	DSD02-6/16	169
DNT11-0202	185	DP2.5SGRT-L24	36	DPH6-PE	3	DSD03-1.5/2.5	169
DNT11-0205	185	DP2.5SGT	35	DPHD10-P001	31	DSD03-1.5/4	169
DNT11-0208	185	DP2.5SGT-L24	35	DPM-FU(5X20)	42	DSD03-1.5XX	169
DNT11-0301	185	DP4N	7	DPP1.5N	19	DSD03-2.5/10	169
DNT11-0303	185	DP4N-3L-SPE	24	DPP1.5N-L2PE	23	DSD03-2.5/16	169
DNT11-0304	185	DP4N-CP	44	DPP1.5N-PE	25	DSD03-2.5/4	169
DNT11-0307	185	DP4N-M-5X20	44	DPP1.5N-PV	21	DSD03-2.5/6	169
DNT11-0401	185	DP4N-MLXX-5X20	44	DPP2.5N	20	DSD03-4/10	169
DNT11-0402	185	DP4N-PE	13	DPP2.5N-CP	46	DSD03-4/16	169
DNT11-0403	185	DP4N-T	43	DPP2.5N-D01	27	DSD03-4/6	169
DNT11-0404	185	DP4N-TF(5X20)	48	DPP2.5N-D02	28	DSD03-6/16	169
DNT13-0102	185	DP4N-TFH(5X20)	50	DPP2.5N-D03	28	DSD03-M1XXX	30
DP1.5N	7	DP4N-TFHLXX(5X20)	50	DPP2.5N-D04	28	DSD06-2.5XXXT	170
DP1.5N-PE	13	DP4N-TFLXX(5X20)	48	DPP2.5N-L2PE	23	DSH1	143
DP1.5N-TN	9	DP4N-TFU	51	DPP2.5N-LXX *	20	DSH2	143
DP1.5N-TN-PE	16	DP4N-TFU(5X20)	52	DPP2.5N-M-5X20	46	DSHG	143
DP1.5N-TR	11	DP4N-TFULXX(5X20)	52	DPP2.5N-MLXX-5X20	46	DSS10N-XXP	171
DP1.5N-TR-PE	17	DP4N-TFULXX*	51	DPP2.5N-PE	25	DSS16N-02PN	171
DP10	8	DP4N-TG	43	DPP2.5N-PV	21	DSS2.5N-6688-XXP	171
DP10-PE	14	DP4N-TN	9	DPP2.5N-T	45	DSS2.5N-XXP	171
DP10-TN	10	DP4N-TN-PE	15	DPP2.5N-TG	45	DSS35N-02PN	171
DP10-TN-PE	15	DP4N-TP	43	DPP2.5N-TP	45	DSS4N-XXP	171
DP16	8	DP4N-TR	11	DPP4N	20	DSS6N-XXP	171
DP16-PE	14	DP4N-TR-PE	17	DPP4N-L2PE	23	E	
DP2.5N	7	DP6N	8	DPP4N-PE	25	ECSH116VM-XXPQK01	148
DP2.5N-3L	20	DP6N-PE	14	DPP4N-PV	21	ECSH381VM-XXQK01	148
DP2.5N-3L-L3PE	24	DP6N-TF-6.3X32	49	DP-PR	39	F	
DP2.5N-3L-PE	26	DP6N-TFLXX-6.3X32	49	DP-PZ-02P	39	FUK1A-01	173
DP2.5N-3L-PV	22	DP6N-TFV	51	DP-PZ-04P	39	FUK1A-02	173
DP2.5N-3L-SPE	24	DP6N-TFVLXX*	52	DPTD6N	53	FUK2A-01	173
DP2.5N-CP	42	DP6N-TN	10	DPTD6N-D05	54	FUK2A-02	173
DP2.5N-M-5X20	42	DP6N-TN-PE	16	DPTD6N-D06	54	FUK6.3A-01	173
DP2.5N-MLXX-5X20	42	DP6N-TR	12	DPTL6N	53	FUK6.3A-02	173
DP2.5N-PE	13	DP6N-TR-PE	18	DS16-XXP	170	G~L	
DP2.5N-T	41	DPD10-P001	31	DS2.5-XXP	170	M	
DP2.5N-TG	41	DPD16-P001	32	DS35-XXP	170	MKG-001	167
DP2.5N-TN	9	DPD6C	30	DS6B01-XX	118	MKG-002	167
DP2.5N-TN-PE	15	DPD6C-38	30	DS6B02-XX	118	MKG-003	167
DP2.5N-TP	41	DPD6C-83	30	DS6S4	118	MKG-004	167
DP2.5N-TR	11	DPD6-P001	30	DSD01-1.5XXN	170	MKH-001	167
DP2.5N-TR-PE	17	DPD6-P002	30	DSD01-10XXN	170	MKH-002	167
DP2.5PG-XXP	39	DPES2.5	39	DSD01-16XXN	170	MKL	167
DP2.5SG	35	DPES2.5-PE	39	DSD01-2.5XXN	170	MKL-001	167
DP2.5SGC	35	DPES2.5QK01	37	DSD01-3502N	170	MKP-502	167
DP2.5SGC-PE	35	DPES2.5QK02	38	DSD01-4XXN	170	MKP-503	167
DP2.5SG-L24	35	DPES2.5QK03	38	DSD01-6XXN	170	MKW	167
DP2.5SGQK01	34	DPES2.5QK04	38	DSD02-1.580	102	N~O	
DP2.5SGQK02	34	DPES2.5QK05	38	DSD02-2.5/10	169	P	

Index

Part number	Page	Part number	Page	Part number	Page	Part number	Page
PM10H-XXP	164	TMP-002	178				
PM16H-XXP	164	TMP-004	181				
PM2.5N-XXP	163	TMPC-05	178				
PM2.5WNH1-XXP	162	TMPD-01	181				
PM2.5WN-XXP	162	TMPD-02	181				
PM4H-XXP	164	TMPD-03	181				
PM4N-XXP	163	TMPD-04	178				
PM6H-XXP	164	TMPT-11-300	178				
PM6N-XXP	163	TMPT-12	178/181				
PMH	174	TMPT-16	181				
PMM2.5WNH1-XXP	162	TMPT-17	181				
PMM2.5WN-XXP	162	TSC-S01	175				
Q~R		TSC-S02	175				
S		TS-15-1000	174				
SS2N	166	TS-35C	174				
SS3	166	TS-35/15-1000	174				
SS4N	166	TS-35-1000	174				
SS5N	166						
SS6N	166						
SS7N	166						
SS9A	166						
SS9B	166						
SS9C	166						
SS11	166						
SS13	166						
T							
TM-B001	183						
TM-B002	183						
TM-B003	183						
TM-B004	183						
TM-B005	183						
TM-B006	183						
TM-B007	183						
TM-B008	183						
TM-B009	183						
TM-B010	183						
TM-B011	183						
TM-B012	183						
TM-B013	183						
TM-B014	183						
TM-R100	182						
TM-R101	182						
TM-R102	182						
TM-R110	182						
TM-R200	182						
TM41W	179						
TM42W	179						
TM43W	179						
TM44W	179						
TM45W	179						
TM46W	179						
TM47W	179						
TM48W	179						
TM49W	179						
TM50W	179						