

DINKLE ENTERPRISE CO., LTD.

No. 19, Wuquan 2nd Road, Wugu District,
New Taipei City 248020, Taiwan
TEL:+886-2-8069-9000
FAX:+886-2-2290-1705 / 2995-0045
E-mail:service@dinkle.com
Web:www.dinkle.com

DINKLE INTERNATIONAL CO., LTD.

1F., No. 19, Wuquan 2nd Road, Wugu District,
New Taipei City 248020, Taiwan
TEL:+886-2-8069-9000
FAX:+886-2-2290-1703
E-mail:service@dinkle.com
Web:www.dinkle.com

OPTIKLE INTERNATIONAL CO., LTD.

Unit 29, 1/F, Block B, Proficient Industrial Center,
No 6, Wang Kwun Rd., Kowloon Bay,
Kowloon, Hong Kong
TEL:+852-2795-3840
FAX:+852-2753-6919
E-mail:service.ly.sales@dinkle.com.cn
Web:www.dinkle.com

DINKLE ELECTRIC MACHINERY (CHINA) CO., LTD.

No.388, Xingpu Mid Road, Shipu, Qiandeng Town,
Kunshan City, Jiangsu Province 215343, China
TEL:+86-512-5708-8588
FAX:+86-512-5708-8600
E-mail:service.sh.sales@dinkle.com.cn
Web: www.dinkle.com/kscn/

LI YANG ELECTRIC MACHINERY (DONGGUAN) CO., LTD.

No.2 1st Street, Jinqianling, Huangjiang Town,
Dongguan City, Guangdong Province 523757, China
TEL:+86-769-8336-4350
FAX:+86-769-8384-8634
E-mail:service.ly.sales@dinkle.com.cn
Web:www.dinkle.com/cn/

DINKLE CORPORATION, USA

13748 Pike Road, Missouri City, Texas 77489, United States
TEL:+1-832-391-8231
Toll-Free:+1-844-273-1850
E-mail:service.us.sales@dinkle.com
Web:www.dinkle.com/en/home

DINKLE S.R.L. ITALY

Via Stabilini 14, Malgrate Lombardia 23864, Italia
TEL:+39-34-1171-6154
E-mail:service.it.sales@dinkle.com
Web:www.dinkle.com/it/

DINKLE ELECTRIC TRADING (SHANGHAI) CO., LTD.

Room 1601, No 18, North Caoxi Road,
Xuhui district, Shanghai, China
TEL:+86-21-6487-0636
FAX:+86-21-3356-2500
E-mail:service.sh.sales@dinkle.com.cn
Web: www.dinkle.com/cn/

Beijing Sales Office

TEL:+86-10-5873-4338
FAX:+86-10-5873-4337
E-mail:Service.SH.Sales@dinkle.com.cn
Web: www.dinkle.com/cn/

Xi An Sales Office

TEL:+86-29-8885-8475
FAX:+86-21-3356-2500
E-mail:Service.SH.Sales@dinkle.com.cn
Web: www.dinkle.com/cn/



E-mail : service@dinkle.com

Web : www.dinkle.com

Dinkle remains the right of product modification and engineering change of design.
The catalogue is for reference only. The final product is made according to actual
engineering drawing.

弊社標準品に関しては、修正や設計変更等が行われるため、カタログは参考であり、
詳細仕様は図面を基準とする。

本公司對產品保有修改、設變權，目錄僅供參考，實際產品仍需依照工程圖面
為準。

Terminal Block

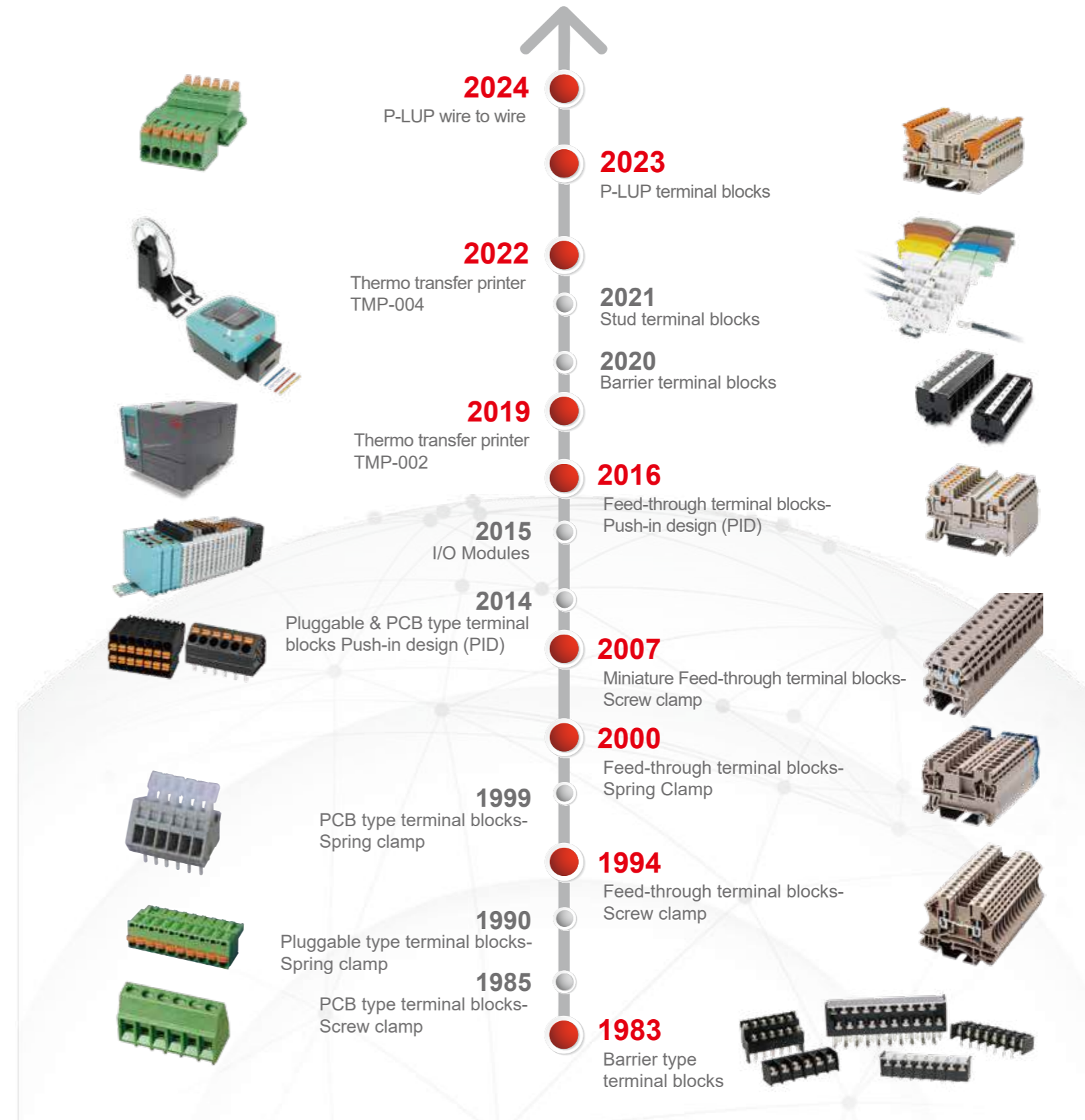
Delight Through Connections



Company Profile




Founded in 1983, Dinkle now has been a leading global manufacturer of electrical connection and components for industrial automation technology and contributes in developing and manufacturing products for electrical connectivity, electrical cabinets and communication electronics. With over 400 engineers in the R&D center, all components are manufactured in-house to ensure the outstanding product performance and quality. All production sites are granted by ISO9001 and ISO 14001 and the products are certified by safety approvals of UL, VDE, TUV, ENEC and LR.




P-LUP Design Terminal Blocks




Feed-through Terminal Blocks

DPH..		
	1.5 mm ²	P.2
	2.5 mm ²	P.2
	6 mm ²	P.2
	10 mm ²	P.3
	16 mm ²	P.3


Feed-through Grounding Terminal Blocks

DPH...-PE		
	1.5 mm ²	P.4
	2.5 mm ²	P.4
	6 mm ²	P.4
	10 mm ²	P.5
	16 mm ²	P.5


Hybrid Terminal Blocks

DPH...-DP		
	2.5 mm ²	P.6
	6 mm ²	P.6
	10 mm ²	P.6
	16 mm ²	P.7


Hybrid Terminal Blocks

DPH...-DP-PE		
	2.5 mm ²	P.10
	6 mm ²	P.10
	10 mm ²	P.10
	16 mm ²	P.11


DPH...-DP-TN

	2.5 mm ²	P.8
	6 mm ²	P.8
	10 mm ²	P.8
	16 mm ²	P.9


DPH...-DP-TN-PE

	2.5 mm ²	P.12
	6 mm ²	P.12
	10 mm ²	P.12
	16 mm ²	P.13

Sensor / Actuator Terminal Blocks

	DPH1.5SG DPH1.5SGU	P.14 P.14
------------------------------------------------------------------------------------	-----------------------	--------------


Test Disconnect Terminal Blocks

	DPHTD6 DPHTL6	P.15 P.15
------------------------------------------------------------------------------------	------------------	--------------


Push-in Design Terminal Blocks




Feed-through Terminal Blocks

DP..N		
	1.5 mm ²	P.19
	2.5 mm ²	P.19
	4 mm ²	P.19
	6 mm ²	P.20


Feed-through Grounding Terminal Blocks

DP..N-PE		
	1.5 mm ²	P.25
	2.5 mm ²	P.25
	4 mm ²	P.25
	6 mm ²	P.26

DP..

	10 mm ² 16 mm ²	P.20 P.20
-------------------------------------------------------------------------------------	------------------------------------------	--------------


DP...-PE

	10 mm ² 16 mm ²	P.26 P.26
-------------------------------------------------------------------------------------	------------------------------------------	--------------


Push-in Design Terminal Blocks




Feed-through 3-Conductor Terminal Blocks

DP..N-TN		
	1.5 mm ² 2.5 mm ² 4 mm ² 6 mm ²	P.21 P.21 P.21 P.22


DP...-TN

	10 mm ² 16 mm ²	P.22 P.22
-------------------------------------------------------------------------------------	------------------------------------------	--------------


Feed-through 3-Conductor Grounding Terminal Blocks

DP..N-TN-PE		
	1.5 mm ² 2.5 mm ² 4 mm ² 6 mm ²	P.27 P.27 P.27 P.28


DP...-TN-PE

	10 mm ² 16 mm ²	P.28 P.28
-------------------------------------------------------------------------------------	------------------------------------------	--------------




Feed-through 4-Conductor Terminal Blocks

DP..N-TR		
	1.5 mm ² 2.5 mm ² 4 mm ² 6 mm ²	P.23 P.23 P.23 P.24



Feed-through 4-Conductor Grounding Terminal Blocks

DP..N-TR-PE		
	1.5 mm ² 2.5 mm ² 4 mm ² 6 mm ²	P.29 P.29 P.29 P.30


Feed-through Multi-Level Terminal Blocks

DPP..N		
	1.5 mm ² 2.5 mm ² 4 mm ²	P.31 P.32 P.32
	2.5 mm ²	P.32
	DP2.5N-3L	P.33



Multi-Level Terminal Blocks with Equipotential Bonder

DPP..N-PV		
	1.5 mm ² 2.5 mm ² 4 mm ²	P.34 P.34 P.34
	2.5 mm ²	P.34



DPP..N-LXX

	DPP2.5N-L24 DPP2.5N-L110 DPP2.5N-L220	P.33 P.33 P.33
---------------------------------------------------------------------------------------	---------------------------------------------	----------------------

Multi-Level Terminal Blocks with PE Foot

DPP..N-..L2PE		
	1.5 mm ² 2.5 mm ² 4 mm ²	P.35 P.35 P.35
	DP2.5N-3L-L3PE DP2.5N-3L-SPE DP4N-3L-SPE	P.36 P.36 P.36

Multi-Level Grounding Terminal Blocks

DPP..N-PE		
	1.5 mm ² 2.5 mm ² 4 mm ²	P.37 P.37 P.37
	DP2.5N-3L-PE	P.38

Push-in Design Terminal Blocks



Bi-Level Diode Terminal Blocks

	DPP2.5N-D01	P.39
	DPP2.5N-D02	P.40
	DPP2.5N-D03	P.40
	DPP2.5N-D04	P.40

Potential distribution Terminal Blocks

	DPD6-P001	P.42
	DPD6-P002	P.42
	DPD10-P001	P.43
	DKD10-P001	P.43
	DPHD10-P001	P.43
	DPD16-P001	P.44
	DKD35-P001	P.44
	DKD35-P002	P.44
	DKD35-P003	P.44

Sensor / Actuator Terminal Blocks

	DP2.5SG	P.45
	DP2.5SG-L24	P.46
	DP2.5SGT	P.46
	DP2.5SGT-L24	P.46
	DP2.5SGC	P.46
	DP2.5SGC-PE	P.46
	DP2.5SGR	P.47
	DP2.5SGR-L24	P.47
	DP2.5SGRT	P.47
	DP2.5SGRT-L24	P.48
	DP2.5SGRC-PE	P.48
	0207-0100	P.48
	0207-01X	P.48

Plug-in Connection Terminal Blocks

	DPES2.5	P.49
	DPPES2.5	P.49
	DPPES2.5-PV	P.49
	DP2.5PGA	P.50
	DP2.5PGB	P.50
	DPES2.5-TR	P.51
	DPSS2.5-TR	P.51
	DPES2.5-PE	P.51
	DPPES2.5-PE	P.52

Knife and Disconnect Terminal Blocks

DP..N-T		
	2.5 mm ²	P.54
	4 mm ²	P.56
DP..N-TG		
	2.5 mm ²	P.54
	4 mm ²	P.56
DP..N-CP		
	2.5 mm ²	P.54
	4 mm ²	P.56
DP..N-M		
	DP2.5N-M	P.55
	DP2.5N-MLXX	P.55
	DP4N-M	P.57
	DP4N-MLXX	P.57

3-Conductor Kinfe and Disconnect Terminal Blocks

DP..N-TN-T		
	2.5 mm ²	P.58
DP..N-TN-TG		
	2.5 mm ²	P.58
DP..N-TN-CP		
	2.5 mm ²	P.58
DP..N-TN-M		
	DP2.5N-TN-M	P.59
	DP2.5N-TN-MLXX	P.59

Push-in Design Terminal Blocks



4-Conductor Kinfe and Disconnect Terminal Blocks

DP..N-TR-T		
	2.5 mm ²	P.60
DP..N-TR-TG		
	2.5 mm ²	P.60
DP..N-TR-CP		
	2.5 mm ²	P.60
DP..N-TR-M		
	DP2.5N-TR-M	P.61
	DP2.5N-TR-MLXX	P.61

Bi-Level Kinfe and Disconnect Terminal Blocks

DPP..N-T		
	2.5 mm ²	P.62
DPP..N-TG		
	2.5 mm ²	P.62
DPP..N-CP		
	2.5 mm ²	P.62
DPP..N-M		
	DP2.5N-M	P.63
	DPP2.5N-MLXX	P.63

Lever-Type Fuse Disconnect Terminal Blocks

	DP2.5NU-TN-T	P.65
	DP2.5NU-TN-TF	P.65
	DP2.5NU-TN-TFLXX	P.65
	DP2.5NU-TR-T	P.66
	DP2.5NU-TR-TF	P.66
	DP2.5NU-TR-TFLXX	P.66

Lever-Type Fuse Disconnect Terminal Blocks

	DP4N-TF	P.67
	DP4N-TFLXX	P.67
	DP6N-T	P.68
	DP6N-TFS	P.68
	DP6N-TFLXXS	P.68
	DP4N-TFHB	P.69
	DP4N-TFH	P.69
	DP4N-TFHLXX	P.69

Lever-Type Fuse Disconnect Terminal Blocks

	DPP2.5NU-T	P.70
	DPP2.5NU-TF	P.70
	DPP2.5NU-TFLXX	P.70

Test Disconnect Terminal Blocks

	DPTD6N	P.73
	DPTL6N	P.73

Fuse Disconnect Terminal Blocks

	DP4N-TFU	P.71
	DP4N-TFULXX	P.71
	DP6N-TFV	P.71
	DP6N-TFVLXX	P.72





Diode Terminal Blocks

	DPTD6N-D05	P.74
	DPTD6N-D06	P.74



Screw Connection Terminal Blocks




Feed-through Terminal Blocks

DK..N		
	2.5 mm ² 4 mm ² 6 mm ² 10 mm ² 16 mm ² 35 mm ²	P.77 P.77 P.77 P.78 P.78 P.79
DK..T		
	16 mm ²	P.78
DK..H		
	16 mm ² 35 mm ²	P.79 P.79
DK..		
	50 mm ² 95 mm ² 150 mm ² 240 mm ²	P.80 P.80 P.80 P.81


Feed-through Grounding Terminal Blocks

DK..N-PE		
	2.5 mm ² 4 mm ² 6 mm ² 10 mm ² 16 mm ²	P.84 P.84 P.84 P.85 P.85
DK..-PE		
	2.5 mm ² 4 mm ² 10 mm ² 16 mm ² 35 mm ² 50 mm ² 95 mm ²	P.87 P.87 P.87 P.88 P.85 P.86 P.86



Feed-through 3-Conductor Terminal Blocks

DK..N-TN		
	2.5 mm ² 4 mm ² 6 mm ² 10 mm ²	P.81 P.82 P.82 P.82



Feed-through 4-Conductor Terminal Blocks

DK..N-TR		
	2.5 mm ² 4 mm ²	P.83 P.83


Multi-Level Terminal Blocks

DKK..N		
	2.5 mm ² 4 mm ² 10 mm ²	P.89 P.90 P.90
	DK2.5N-3L DK2.5L-3L DK2.5LU-3L	P.91 P.91 P.91


Multi-Level Terminal Blocks with Equipotential Bonding

DKK..N-PV		
	2.5 mm ² 4 mm ² 10 mm ²	P.92 P.92 P.92
	DK2.5N-3L-PV	P.93


Multi-Level Terminal Blocks with PE Foot

DKK..N-L2PE		
	2.5 mm ² 4 mm ² 10 mm ² DK2.5N-3L-L3PE	P.94 P.94 P.94 P.95

Multi-Level Grounding Terminal Blocks

DKK..N-PE		
	2.5 mm ² 4 mm ² 10 mm ² DK2.5N-3L-PE	P.96 P.96 P.96 P.97

Bi-Level Diode Terminal Blocks

	DKK2.5N-D01 DKK2.5N-D02 DKK2.5N-D03 DKK2.5N-D04	P.98 P.99 P.99 P.99
-------------------------------------------------------------------------------------	----------------------------------------------------------	------------------------------

Sensor / Actuator Terminal Blocks

	DK1.5SG DK1.5SG-L24 DK1.5SGF-PE	P.101 P.101 P.101
-------------------------------------------------------------------------------------	---------------------------------------	-------------------------

Screw Connection Terminal Blocks







Plug-in Connection Terminal Blocks

	DKES1.5N2 DKES1.5N3	P.102 P.102		
-------------------------------------------------------------------------------------	------------------------	----------------	--	--

Knife and Disconnect Terminal Blocks

DK..N-T		
	2.5 mm ² 4 mm ²	P.104 P.106
DK..N-TG		
	2.5 mm ² 4 mm ²	P.104 P.106
DK..N-CP		
	2.5 mm ² 4 mm ²	P.104 P.106
DK..N-M		
	DK2.5N-M DK2.5N-MLXX DK4N-M DK4N-MLXX	P.105 P.105 P.107 P.107



Bi-Level Knife and Disconnect Terminal Blocks

DKK..N-T		
	2.5 mm ² 4 mm ²	P.108 P.110
DKK..N-TG		
	2.5 mm ² 4 mm ²	P.108 P.110
DKK..N-CP		
	2.5 mm ² 4 mm ²	P.108 P.110
DKK..N-M		
	DKK2.5N-M DKK2.5N-MLXX DKK4N-M DKK4N-MLXX	P.109 P.109 P.111 P.111


Knife and Disconnect Terminal Blocks

DK..NS-T		
	4 mm ²	P.112
DK..NS-M		
	DK4NS-M DK4NS-MLXX	P.113 P.113


Knife and Disconnect Terminal Blocks

DK..NS-TG		
	4 mm ²	P.112
DK..NS-CP		
	4 mm ²	P.112

Lever-Type Fuse Disconnect Terminal Blocks

	DK4NS-TF DK4NS-TFLXX	P.114 P.114
---------------------------------------------------------------------------------------	-------------------------	----------------


Lever-Type Fuse Disconnect Terminal Blocks

	DK4N-TF DK4N-TFLXX	P.115 P.115
---------------------------------------------------------------------------------------	-----------------------	----------------

Lever-Type Fuse Disconnect Terminal Blocks

	DKK4N-TF DKK4N-TFLXX	P.115 P.116
	DK25N-TFL690	P.116

Fuse Disconnect Terminal Blocks

	DK10-TF	P.116
---------------------------------------------------------------------------------------	---------	-------

Screw Connection Terminal Blocks




Thermocouple Terminal Blocks

	DK2.5N-VJ DK2.5N-VK DK2.5N-VE DK2.5N-VN DK2.5N-VT	P.117 P.118 P.118 P.118 P.118			
-----------------------------------------------------------------------------------	---------------------------------------------------------------	-------------------------------------------	--	--	--


Test Disconnect Terminal Blocks

	DKTD6N	P.119			
-----------------------------------------------------------------------------------	--------	-------	--	--	--


Test Disconnect Terminal Blocks

	DKTD6ND DKTD6S	P.120 P.120			
-----------------------------------------------------------------------------------	-------------------	----------------	--	--	--

Miniature Feed-through Terminal Blocks

DK..S		2.5 mm ² 4 mm ² 6 mm ²	P.121 P.121 P.121		
-------	-----------------------------------------------------------------------------------	---------------------------------------------------------------	-------------------------	--	--


Miniature Feed-through Terminal Blocks

DK..P		2.5 mm ² 4 mm ² 6 mm ²	P.122 P.122 P.122		
-------	-----------------------------------------------------------------------------------	---------------------------------------------------------------	-------------------------	--	--


Stud Terminal Blocks




Bolt Connection Terminal Blocks (1500V)

DKM..		25 mm ² 35 mm ² 50 mm ² 70 mm ² 95 mm ² 120 mm ² 150 mm ² 185 mm ² 240 mm ²	P.125 P.125 P.125 P.126 P.126 P.126 P.127 P.127 P.127		
-------	-----------------------------------------------------------------------------------	--------------------------------------------------------------------------------------------------------------------------------------------------------------------------------------------------------	-------------------------------------------------------------------------------	--	--

Quick Wiring Terminal Blocks (1500V)

DKM..-U		25 mm ² 35 mm ² 50 mm ² 70 mm ² 95 mm ² 120 mm ² 150 mm ² 185 mm ² 240 mm ²	P.129 P.129 P.129 P.130 P.130 P.130 P.131 P.131 P.131		
---------	-------------------------------------------------------------------------------------	--------------------------------------------------------------------------------------------------------------------------------------------------------------------------------------------------------	-------------------------------------------------------------------------------	--	--

Single-Bolt Connection Terminal Blocks (1000V)


DKM..		5 (16 mm ²) 6 (35 mm ²) 8 (50 mm ²) 10 (120 mm ²) 12 (120 mm ²)	P.132 P.132 P.132 P.133 P.133		
-------	-------------------------------------------------------------------------------------	-----------------------------------------------------------------------------------------------------------------------------------------	-------------------------------------------	--	--

Barrier Connection Terminal Blocks





Quick Wiring Terminal Blocks


DKU..		15 (1.5 mm ²) 20 (2.5 mm ²) 30 (4 mm ²) 40 (6 mm ²) 60 (16 mm ²)	P.137 P.137 P.138 P.138 P.138		
-------	-------------------------------------------------------------------------------------	------------------------------------------------------------------------------------------------------------------------------------------	-------------------------------------------	--	--

DKUU..		20 (2.5 mm ²)	P.137		
--------	-------------------------------------------------------------------------------------	---------------------------	-------	--	--

Screw Connection Terminal Blocks

DKB..N		15 (1.5 mm ²) 20 (2.5 mm ²) 30 (4 mm ²) 40 (6 mm ²) 60 (16 mm ²)	P.139 P.139 P.140 P.140 P.140		
--------	-------------------------------------------------------------------------------------	------------------------------------------------------------------------------------------------------------------------------------------	-------------------------------------------	--	--


DKB..		80 (25 mm ²) 100 (50 mm ²) 150 (70 mm ²) 200 (95 mm ²) 300 (240 mm ²) 500 (300 mm ²)	P.141 P.141 P.141 P.142 P.142 P.142		
-------	-------------------------------------------------------------------------------------	-----------------------------------------------------------------------------------------------------------------------------------------------------------------------------	----------------------------------------------------	--	--


DKBB..		10 (2.5 mm ²)	P.139		
--------	-------------------------------------------------------------------------------------	---------------------------	-------	--	--

Panel Installation Terminal Blocks





Quick Wiring Terminal Blocks


DKUP..-XXPK		15 (1.5 mm ²) 20 (2.5 mm ²) 30 (4 mm ²) 40 (6 mm ²) 60 (16 mm ²)	P.145 P.145 P.146 P.146 P.146		
-------------	---------------------------------------------------------------------------------------	------------------------------------------------------------------------------------------------------------------------------------------	-------------------------------------------	--	--


DKUUP..-XXPK		20 (2.5 mm ²)	P.145		
--------------	---------------------------------------------------------------------------------------	---------------------------	-------	--	--

Screw Connection Terminal Blocks

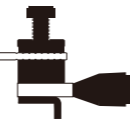
DKB..N-XXPK		15 (1.5 mm ²) 20 (2.5 mm ²) 30 (4 mm ²) 40 (6 mm ²) 60 (16 mm ²)	P.147 P.147 P.148 P.148 P.148		
-------------	---------------------------------------------------------------------------------------	------------------------------------------------------------------------------------------------------------------------------------------	-------------------------------------------	--	--

DKB..-XXPK		80 (25 mm ²) 100 (50 mm ²) 150 (70 mm ²) 200 (95 mm ²) 300 (240 mm ²) 500 (300 mm ²)	P.149 P.149 P.149 P.150 P.150 P.150		
------------	---------------------------------------------------------------------------------------	-----------------------------------------------------------------------------------------------------------------------------------------------------------------------------	----------------------------------------------------	--	--

DKBB..-XXPK		10 (2.5 mm ²)	P.147		
-------------	---------------------------------------------------------------------------------------	---------------------------	-------	--	--

DKBH...-XXXPK		285 (150mm ²) 420 (300mm ²)	P.151 P.151		
---------------	---------------------------------------------------------------------------------------	--------------------------------------------------------	----------------	--	--

Screw Connection Panel Type Terminal Blocks



Feed-through Terminal Blocks

PM..N-XXP		
	2.5 mm ²	P.155
	4 mm ²	P.155
	6 mm ²	P.155

Feed-through High-Voltage Terminal Blocks

PM..H-16P		
	4 mm ²	P.156
	6 mm ²	P.156
	10 mm ²	P.156
	16 mm ²	P.156

Wire-to-Wire Connectors

Push-in Design Connectors

	0126-11XX	P.158
	0126-12XX	P.158
	0229-M5XXY	P.163
	0161-12XXLSQK01	P.163

Push-in Design Connector

	0288-ADXXLS	P.159
	0218-23XXM025613LS	P.159
	0218-23XXM025623LS	P.159
	0218-23XXM025633LS	P.160
	0218-27XXM025613LS	P.160
	0218-27XXM025623LS	P.160
	0218-27XXM025633LS	P.160
	0218-2GXXM025613LS	P.161
0218-2GXXM025633LS	P.161	

Screw Design Connectors

	ECSH381VMXXPLSQK01	P.164
	2ESDHM-XXPLSQK01	P.164
	3ESDHM-XXPLSQK01	P.164
	ECSH116M-XXPLSQK01	P.165

DIN Rail Connectors

	2EHDRD	P.166
	2EHRDMD	P.166

Busbar Clamps

Busbar Clamps

DKZ..		
	4 mm ²	P.168
	16 mm ²	P.168
	35 mm ²	P.168
	70 mm ²	P.168~P.169
	120 mm ²	P.169

Busbar Holders

DSH..		
	DSH1	P.169
	DSH2	P.169
	DSHG	P.169

Accessories

End Bracket	P.172	DIN Rail Cap	P.179		
Marking Block	P.172~P.173	DIN Rail & DIN Rail Cutter	P.180		
Separating Disk	P.173	Marking System	P.181~P.187		
Partition Plate	P.174	Hands Tools	P.188~P.189		
Reducing Bridge	P.175	Ferrules	P.190~P.192		
Screw-on Bridge	P.176				
Plug-in Bridge	P.176~P.177				
Insertion Bridge	P.177~P.179				

Dinkle remains the right of product modification and engineering change of design. The catalogue is for reference only.
The final product is made according to actual engineering drawing.

弊社標準品に関しては、修正や設計変更等が行われるため、カタログは参考であり、詳細仕様は図面を基準とする。
本公司对产品保有修改、设变权，目录仅供参考，实际产品仍需依照工程图面为准。



Terminal Block



P-LUP Design Terminal Blocks




- Perfect operating experience**
 The lever up type product is ergonomically designed for simple and time-saving operation and quick wiring, providing a high reliability connection and ensuring the overall efficient operation of the system.
- Tool-free & push-in(PID) connection**
 The lever up type push-in design connection can easily insert the solid wire or the ferruled stranded wire without any tool to save wiring time, and easy to release the conductors by the lever-up lever Without tool.
- Excellent contact stability**
 Push-in connection technology makes the conductors of solid wires and ferruled wires can be easily inserted into the clamp. Lever up type design ensures reliable contact and long-term stability of inserted conductors.



Tool-free & push in(PID) connection Perfect operating experience lateral conductor feed-ins


Feed-through Terminal Blocks




P-LUP structure features to clamp solid and stranded wires with ferrules directly tool free, providing quick and convenient wiring solutions to save labor time.

Push-in & Lever-up operation gives a flexible wiring structure. The handle lock function allows cables in and out without tools during operation. Moreover, the wide conductor entrance on the side of terminal block allows easy and quick connections.


DPH



DPH1.5		
Rated Data	UL	IEC
Rated Voltage (V)	300	500
Rated Current (A)	15	17.5
Rated impulse voltage	6KV	
Wire range (AWG/mm ²)	26~14	0.14~1.5
Connection Capacity		
Max. Solid (mm ²)	1.5	
Max. Stranded (mm ²)	1.5	
General Data		
Stripping length (mm)	8	
Insulation material	PA	
T / W (mm)	3.5 / 55.5	
H / H on TS-35 (mm)	32.7 / 34.2	
Package	100	



DPH2.5		
Rated Data	UL	IEC
Rated Voltage (V)	600	800
Rated Current (A)	20	24
Rated impulse voltage	8KV	
Wire range (AWG/mm ²)	26~12	0.14~2.5
Connection Capacity		
Max. Solid (mm ²)	4	
Max. Stranded (mm ²)	2.5	
General Data		
Stripping length (mm)	10~11	
Insulation material	PA	
T / W (mm)	5.1 / 61	
H / H on TS-35 (mm)	37.4 / 38.9	
Package	100	



DPH6		
Rated Data	UL	IEC
Rated Voltage (V)	600	1000
Rated Current (A)	42	41
Rated impulse voltage	8KV	
Wire range (AWG/mm ²)	20~8	0.5~6
Connection Capacity		
Max. Solid (mm ²)	10	
Max. Stranded (mm ²)	6	
General Data		
Stripping length (mm)	16~17	
Insulation material	PA	
T / W (mm)	8 / 70	
H / H on TS-35 (mm)	42 / 43.5	
Package	50	

Color	Part number	Package
■	DPH1.5-RD	100
■	DPH1.5-BL	100
Part number		
	DPH1.5C	50
	AKSPS-001-OR	10
	DSD03-1.502	50
	DSD03-1.503	50
	DSD03-1.504	10
	DSD03-1.505	10
	DSD03-1.510	10
	DSD03-1.520	10
	0208-T004	10
	0208-E004	10
	MKG-001 / MKG-002	20
	TM56HW / TM51HW	20
	TM-R200 / TM-R100	10
	TS-35	20
	TS-35/15	10
	Page 190~191	

Color	Part number	Package
■	DPH2.5-RD	100
■	DPH2.5-BL	100
Part number		
	DPH2.5C	50
	AKSPS-001-OR	10
	DSD01-2.502N	50
	DSD01-2.503N	50
	DSD01-2.504N	50
	DSD01-2.505N	10
	DSD01-2.510N	10
	DSD01-2.520N	10
	DSD06-2.5500T	1
	0208-T001	10
	0208-E001	10
	MKG-003 / MKG-004	20
	TM57HW / TM52HW	20
	TM-R200 / TM-R100	10
	TS-35	20
	TS-35/15	10
	Page 190~191	

Color	Part number	Package
■	DPH6-RD	50
■	DPH6-BL	50
Part number		
	DPH6C	20
	AKSPS-002-OR	10
	DSD01-602N	50
	DSD01-603N	50
	DSD01-604N	50
	DSD01-605N	10
	DSD01-610N	10
	0208-T003	10
	0208-E003	10
	TM59HW / TM54HW	20
	TM-R200 / TM-R100	10
	TS-35	20
	TS-35/15	10
	Page 190~191	

* Using DSD06-2.5500T Plug-in bridge, the rated current will drop to 17.5A

Accessories

End cover	
Partition plate	
Plug-in bridge	
2	
3	
4	
5	
10	
20	
Plug-in bridge 500	
Test plug	
Spacer	
Marking block	
Marking label (Center / Outer)	
Continuous flat marking label (Center / Outer)	
DIN rail	
Ferrule	

Feed-through Terminal Blocks



P-LUP




P-LUP structure features to clamp solid and stranded wires with ferrules directly tool free, providing quick and convenient wiring solutions to save labor time.

Push-in & Lever-up operation gives a flexible wiring structure. The handle lock function allows cables in and out without tools during operation. Moreover, the wide conductor entrance on the side of terminal block allows easy and quick connections.


DPH

Accessories


- Plug-in bridge
 - 2
 - 3
 - 4
 - 5
- Marking label (Center / Outer)
 - 1 2 3 4 5
- Continuous flat marking label (Center / Outer)
 - 1 2 3 4 5
- DIN rail
- Ferrule



DPH10		
Rated Data	UL	IEC
Rated Voltage (V)	600	1000
Rated Current (A)	55	57
Rated impulse voltage	8KV	
Wire range (AWG/mm ²)	20~6	0.5~10
Connection Capacity		
Max. Solid (mm ²)	16	
Max. Stranded (mm ²)	10	
General Data		
Stripping length (mm)	18~20	
Insulation material	PA	
T / W (mm)	10 / 93.1	
H / H on TS-35 (mm)	48.6 / 50.1	
Package	50	
Color	Part number	Package
■	DPH10-RD	50
■	DPH10-BL	50
Part number		
	DSD01-1002N	50
	DSD01-1003N	50
	DSD01-1004N	50
	DSD01-1005N	10
	TM60HW / TM55HW	20
	TM-R200 / TM-R100	10
	TS-35	20
	TS-35/15	10
	Page 190~191	



DPH16		
Rated Data	UL	IEC
Rated Voltage (V)	600	1000
Rated Current (A)	75	76
Rated impulse voltage	8KV	
Wire range (AWG/mm ²)	20~4	0.5~16
Connection Capacity		
Max. Solid (mm ²)	25	
Max. Stranded (mm ²)	16	
General Data		
Stripping length (mm)	18~20	
Insulation material	PA	
T / W (mm)	12 / 98	
H / H on TS-35 (mm)	50.1 / 51.6	
Package	40	
Color	Part number	Package
■	DPH16-RD	40
■	DPH16-BL	40
Part number		
	DSD01-1602N	10
	TM60HW / TM55HW	20
	TM-R200 / TM-R100	10
	TS-35	20
	TS-35/15	10
	Page 190~191	




DPH15-PE		
Rated Data	UL	IEC
Rated Voltage (V)		
Rated Current (A)		
Rated impulse voltage		
Wire range (AWG/mm ²)		
Connection Capacity		
Max. Solid (mm ²)		
Max. Stranded (mm ²)		
General Data		
Stripping length (mm)		
Insulation material		
T / W (mm)		
H / H on TS-35 (mm)		
Package		
Color	Part number	Package
Part number		

Feed-through Grounding Terminal Blocks



P-LUP




P-LUP structure features to clamp solid and stranded wires with ferrules directly tool free, providing quick and convenient wiring solutions to save labor time. Push-in & Lever-up operation gives a flexible wiring structure. The handle lock function allows cables in and out without tools during operation. The wide conductor entrance on the side of terminal block allows easy and quick connections. PE foot is made of high conductive copper and low resistance.


DPH..-PE

Accessories


- End cover
- Partition plate
- Test plug
- Spacer
- Marking block
- Marking label (Center / Outer)
 - 1 2 3 4 5
- Continuous flat marking label (Center / Outer)
 - 1 2 3 4 5
- DIN rail
- Ferrule



DPH1.5-PE		
Rated Data	UL	IEC
Rated Voltage (V)	300	500
Rated Current (A)		
Rated impulse voltage	6KV	
Wire range (AWG/mm ²)	26~14	0.14~1.5
Connection Capacity		
Max. Solid (mm ²)	1.5	
Max. Stranded (mm ²)	1.5	
General Data		
Stripping length (mm)	8	
Insulation material	PA	
T / W (mm)	3.5 / 55.5	
H / H on TS-35 (mm)	32.7 / 34.2	
Package	100	
Part number	Package	
DPH1.5C	50	
AKSPS-001-OR	10	
0208-T004	10	
0208-E004	10	
MKG-001 / MKG-002	20	
TM56HW / TM51HW	20	
TM-R200 / TM-R100	10	
TS-35	20	
TS-35/15	10	
	Page 190~191	



DPH2.5-PE		
Rated Data	UL	IEC
Rated Voltage (V)	600	800
Rated Current (A)		
Rated impulse voltage	8KV	
Wire range (AWG/mm ²)	26~12	0.14~2.5
Connection Capacity		
Max. Solid (mm ²)	4	
Max. Stranded (mm ²)	2.5	
General Data		
Stripping length (mm)	10~11	
Insulation material	PA	
T / W (mm)	5.1 / 61	
H / H on TS-35 (mm)	37.4 / 38.9	
Package	100	
Part number	Package	
DPH2.5C	50	
AKSPS-001-OR	10	
0208-T001	10	
0208-E001	10	
MKG-003 / MKG-004	20	
TM57HW / TM52HW	20	
TM-R200 / TM-R100	10	
TS-35	20	
TS-35/15	10	
	Page 190~191	




DPH6-PE		
Rated Data	UL	IEC
Rated Voltage (V)	600	1000
Rated Current (A)		
Rated impulse voltage	8KV	
Wire range (AWG/mm ²)	20~8	0.5~6
Connection Capacity		
Max. Solid (mm ²)	10	
Max. Stranded (mm ²)	6	
General Data		
Stripping length (mm)	16~17	
Insulation material	PA	
T / W (mm)	8 / 70	
H / H on TS-35 (mm)	42 / 43.5	
Package	50	
Part number	Package	
DPH6C	20	
AKSPS-002-OR	10	
0208-T003	10	
0208-E003	10	
TM59HW / TM54HW	20	
TM-R200 / TM-R100	10	
TS-35	20	
TS-35/15	10	
	Page 190~191	

Feed-through Grounding Terminal Blocks




P-LUP



P-LUP structure features to clamp solid and stranded wires with ferrules directly tool free, providing quick and convenient wiring solutions to save labor time. Push-in & Lever-up operation gives a flexible wiring structure. The handle lock function allows cables in and out without tools during operation. The wide conductor entrance on the side of terminal block allows easy and quick connections. PE foot is made of high conductive copper and low resistance.


DPH...-PE



DPH10-PE		
Rated Data	UL	IEC
Rated Voltage (V)	600	1000
Rated Current (A)		
Rated impulse voltage	8KV	
Wire range (AWG/mm ²)	20~6	0.5~10
Connection Capacity		
Max. Solid (mm ²)	16	
Max. Stranded (mm ²)	10	
General Data		
Stripping length (mm)	18~20	
Insulation material	PA	
T / W (mm)	10 / 93.1	
H / H on TS-35 (mm)	48.6 / 50.1	
Package	50	



DPH16-PE		
Rated Data	UL	IEC
Rated Voltage (V)	600	1000
Rated Current (A)		
Rated impulse voltage	8KV	
Wire range (AWG/mm ²)	20~4	0.5~16
Connection Capacity		
Max. Solid (mm ²)	25	
Max. Stranded (mm ²)	16	
General Data		
Stripping length (mm)	18~20	
Insulation material	PA	
T / W (mm)	12 / 98	
H / H on TS-35 (mm)	50.1 / 51.6	
Package	40	



Rated Data	UL	IEC
Rated Voltage (V)		
Rated Current (A)		
Rated impulse voltage		
Wire range (AWG/mm ²)		
Connection Capacity		
Max. Solid (mm ²)		
Max. Stranded (mm ²)		
General Data		
Stripping length (mm)		
Insulation material		
T / W (mm)		
H / H on TS-35 (mm)		
Package		

Accessories

- Marking label (Center / Outer)
- Continuous flat marking label (Center / Outer)
- DIN rail
- Ferrule

Hybrid Terminal Blocks




P-LUP




Suitable for limited space applications. Hybrid design of P-LUP and PID structures features to clamp solid and stranded wires with ferrules directly tool free, providing quick and convenient wiring solutions to save labor time.

Push-in design and lever-up operation gives a flexible wiring structure. The handle lock function allows the cable to be fed in and out without tools during operation. Moreover, the wide conductor entrance on the side of terminal block allows easy and quick connections.


DPH...-DP



DPH2.5-DP		
Rated Data	UL	IEC
Rated Voltage (V)	600	800
Rated Current (A)	20	24
Rated impulse voltage	8KV	
Wire range (AWG/mm ²)	26~12	0.14~2.5
Connection Capacity		
Max. Solid (mm ²)	4	
Max. Stranded (mm ²)	2.5	
General Data		
Stripping length (mm)	10~11	
Insulation material	PA	
T / W (mm)	5.1 / 54.7	
H / H on TS-35 (mm)	37.7 / 39.2	
Package	100	



DPH6-DP		
Rated Data	UL	IEC
Rated Voltage (V)	600	1000
Rated Current (A)	40	41
Rated impulse voltage	8KV	
Wire range (AWG/mm ²)	20~8	0.5~6
Connection Capacity		
Max. Solid (mm ²)	10	
Max. Stranded (mm ²)	6	
General Data		
Stripping length (mm)	16~17	
Insulation material	PA	
T / W (mm)	8 / 63	
H / H on TS-35 (mm)	42 / 43.5	
Package	50	



DPH10-DP		
Rated Data	UL	IEC
Rated Voltage (V)	600	1000
Rated Current (A)	55	57
Rated impulse voltage	8KV	
Wire range (AWG/mm ²)	20~6	0.5~10
Connection Capacity		
Max. Solid (mm ²)	16	
Max. Stranded (mm ²)	10	
General Data		
Stripping length (mm)	18~20	
Insulation material	PA	
T / W (mm)	10 / 80.4	
H / H on TS-35 (mm)	48.6 / 50.1	
Package	50	

Accessories

- End cover
- Partition plate
- Plug-in bridge
 - 2 DSD01-2.502N 50
 - 3 DSD01-2.503N 50
 - 4 DSD01-2.504N 50
 - 5 DSD01-2.505N 10
 - 10 DSD01-2.510N 10
 - 20 DSD01-2.520N 10
- Plug-in bridge 500 DSD06-2.5500T 1
- Test plug 0208-T001 10
- Spacer 0208-E001 10
- Marking block MKG-003 / MKG-004 20
- Marking label (Center / Outer) TM57HW / TM52HW 20
- Continuous flat marking label (Center / Outer) TM-R200 / TM-R100 10
- DIN rail TS-35 20
- TS-35/15 10
- Tool (mm) 0.6x3.5 | DNT11-0107
- Ferrule Page 190~191

Color	Part number	Package
■	DPH2.5-DP-RD	100
■	DPH2.5-DP-BL	100
Part number Package		
	DPH2.5C-DP	50
	AKSPS-001-OR	10
	DSD01-2.502N	50
	DSD01-2.503N	50
	DSD01-2.504N	50
	DSD01-2.505N	10
	DSD01-2.510N	10
	DSD01-2.520N	10
	DSD06-2.5500T	1
	0208-T001	10
	0208-E001	10
	MKG-003 / MKG-004	20
	TM57HW / TM52HW	20
	TM-R200 / TM-R100	10
	TS-35	20
	TS-35/15	10
	0.6x3.5 DNT11-0107	
	Page 190~191	

Color	Part number	Package
■	DPH6-DP-RD	50
■	DPH6-DP-BL	50
Part number Package		
	AKSPS-002-OR	10
	DSD01-602N	50
	DSD01-603N	50
	DSD01-604N	50
	DSD01-605N	10
	DSD01-610N	10
	0208-T003	10
	0208-E003	10
	TM59HW / TM54HW	20
	TM-R200 / TM-R100	10
	TS-35	20
	TS-35/15	10
	0.8x4 DNT11-0109	
	Page 190~191	

Color	Part number	Package
■	DPH10-DP-RD	50
■	DPH10-DP-BL	50
Part number Package		
	DSD01-1002N	50
	DSD01-1003N	50
	DSD01-1004N	50
	DSD01-1005N	10
	TM60HW / TM55HW	20
	TM-R200 / TM-R100	10
	TS-35	20
	TS-35/15	10
	1x5.5 DNT11-0111	
	Page 190~191	

* Using DSD06-2.5500T Plug-in bridge, the rated current will drop to 17.5A

Hybrid Terminal Blocks




P-LUP



Suitable for limited space applications. Hybrid design of P-LUP and PID structures features to clamp solid and stranded wires with ferrules directly tool free, providing quick and convenient wiring solutions to save labor time.

Push-in design and lever-up operation gives a flexible wiring structure. The handle lock function allows the cable to be fed in and out without tools during operation. Moreover, the wide conductor entrance on the side of terminal block allows easy and quick connections.


DPH...-DP



DPH16-DP		
Rated Data	UL	IEC
Rated Voltage (V)	600	1000
Rated Current (A)	75	76
Rated impulse voltage	8KV	
Wire range (AWG/mm ²)	20~4	0.5~16
Connection Capacity		
Max. Solid (mm ²)	25	
Max. Stranded (mm ²)	16	
General Data		
Stripping length (mm)	18~20	
Insulation material	PA	
T / W (mm)	12 / 85.2	
H / H on TS-35 (mm)	52.8 / 54.3	
Package	50	

Color	Part number	Package
■	DPH16-DP-RD	50
■	DPH16-DP-BL	50

Part number	Package
DSD01-1602N	10
TM60HW / TM55HW	20
TM-R200 / TM-R100	10
TS-35	20
TS-35/15	10
1x5.5 DNT11-0111	
Page 190~191	



DPH2.5-DP-TN		
Rated Data	UL	IEC
Rated Voltage (V)		
Rated Current (A)		
Rated impulse voltage		
Wire range (AWG/mm ²)		
Connection Capacity		
Max. Solid (mm ²)		
Max. Stranded (mm ²)		
General Data		
Stripping length (mm)		
Insulation material		
T / W (mm)		
H / H on TS-35 (mm)		
Package		

Color	Part number	Package
■	DPH2.5-DP-TN-RD	100
■	DPH2.5-DP-TN-BL	100

Part number	Package
AKSPS-003-OR	10
DSD01-2.502N	50
DSD01-2.503N	50
DSD01-2.504N	50
DSD01-2.505N	10
DSD01-2.510N	10
DSD01-2.520N	10
DSD06-2.5500T	1
0208-T001	10
0208-E001	10
MKG-003 / MKG-004	20
TM57HW / TM52HW	20
TM-R200 / TM-R100	10
TS-35	20
TS-35/15	10
0.6x3.5 DNT11-0107	
Page 190~191	

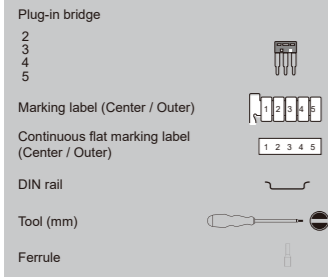


DPH6-DP-TN		
Rated Data	UL	IEC
Rated Voltage (V)	600	1000
Rated Current (A)	40	41
Rated impulse voltage	8KV	
Wire range (AWG/mm ²)	20~8	0.5~6
Connection Capacity		
Max. Solid (mm ²)	10	
Max. Stranded (mm ²)	6	
General Data		
Stripping length (mm)	16~17	
Insulation material	PA	
T / W (mm)	8 / 79.8	
H / H on TS-35 (mm)	42 / 43.5	
Package	50	

Color	Part number	Package
■	DPH6-DP-TN-RD	50
■	DPH6-DP-TN-BL	50

Part number	Package
AKSPS-003-OR	10
DSD01-602N	50
DSD01-603N	50
DSD01-604N	50
DSD01-605N	10
DSD01-610N	10
DSD06-2.5500T	1
0208-T003	10
0208-E003	10
MKG-003 / MKG-004	20
TM59HW / TM54HW	20
TM-R200 / TM-R100	10
TS-35	20
TS-35/15	10
0.8x4 DNT11-0109	
Page 190~191	

Accessories



Hybrid Terminal Blocks




P-LUP



DPH...-DP-TN series is a 3 port terminal block. Suitable for limited space applications. Hybrid design of P-LUP and PID structures features to clamp solid and stranded wires with ferrules directly tool free, providing quick and convenient wiring solutions to save labor time. Push-in design and lever-up operation gives a flexible wiring structure. The handle lock function allows the cable to be fed in and out without tools during operation. The wide conductor entrance on the side of terminal block allows easy and quick connections.


DPH...-DP-TN



DPH2.5-DP-TN		
Rated Data	UL	IEC
Rated Voltage (V)	600	800
Rated Current (A)	20	24
Rated impulse voltage	8KV	
Wire range (AWG/mm ²)	26~12	0.14~2.5
Connection Capacity		
Max. Solid (mm ²)	4	
Max. Stranded (mm ²)	2.5	
General Data		
Stripping length (mm)	10~11	
Insulation material	PA	
T / W (mm)	5.1 / 66.5	
H / H on TS-35 (mm)	37.7 / 39.2	
Package	100	

Color	Part number	Package
■	DPH2.5-DP-TN-RD	100
■	DPH2.5-DP-TN-BL	100


Part number	Package
AKSPS-003-OR	10
DSD01-2.502N	50
DSD01-2.503N	50
DSD01-2.504N	50
DSD01-2.505N	10
DSD01-2.510N	10
DSD01-2.520N	10
DSD06-2.5500T	1
0208-T001	10
0208-E001	10
MKG-003 / MKG-004	20
TM57HW / TM52HW	20
TM-R200 / TM-R100	10
TS-35	20
TS-35/15	10
0.6x3.5 DNT11-0107	
Page 190~191	



DPH6-DP-TN		
Rated Data	UL	IEC
Rated Voltage (V)	600	1000
Rated Current (A)	40	41
Rated impulse voltage	8KV	
Wire range (AWG/mm ²)	20~8	0.5~6
Connection Capacity		
Max. Solid (mm ²)	10	
Max. Stranded (mm ²)	6	
General Data		
Stripping length (mm)	16~17	
Insulation material	PA	
T / W (mm)	8 / 79.8	
H / H on TS-35 (mm)	42 / 43.5	
Package	50	

Color	Part number	Package
■	DPH6-DP-TN-RD	50
■	DPH6-DP-TN-BL	50

Part number	Package
AKSPS-003-OR	10
DSD01-602N	50
DSD01-603N	50
DSD01-604N	50
DSD01-605N	10
DSD01-610N	10
DSD06-2.5500T	1
0208-T003	10
0208-E003	10
MKG-003 / MKG-004	20
TM59HW / TM54HW	20
TM-R200 / TM-R100	10
TS-35	20
TS-35/15	10
0.8x4 DNT11-0109	
Page 190~191	



DPH10-DP-TN		
Rated Data	UL	IEC
Rated Voltage (V)	600	1000
Rated Current (A)	55	57
Rated impulse voltage	8KV	
Wire range (AWG/mm ²)	20~6	0.5~10
Connection Capacity		
Max. Solid (mm ²)	16	
Max. Stranded (mm ²)	10	
General Data		
Stripping length (mm)	18~20	
Insulation material	PA	
T / W (mm)	10 / 101.9	
H / H on TS-35 (mm)	48.6 / 50.1	
Package	50	

Color	Part number	Package
■	DPH10-DP-TN-RD	50
■	DPH10-DP-TN-BL	50

Part number	Package
AKSPS-003-OR	10
DSD01-1002N	50
DSD01-1003N	50
DSD01-1004N	50
DSD01-1005N	10
DSD06-2.5500T	1
0208-T003	10
0208-E003	10
MKG-003 / MKG-004	20
TM60HW / TM55HW	20
TM-R200 / TM-R100	10
TS-35	20
TS-35/15	10
1x5.5 DNT11-0111	
Page 190~191	

* Using DSD06-2.5500T Plug-in bridge, the rated current will drop to 17.5A

Hybrid Terminal Blocks




P-LUP



DPH...DP-TN series is a 3 port terminal block. Suitable for limited space applications. Hybrid design of P-LUP and PID structures features to clamp solid and stranded wires with ferrules directly tool free, providing quick and convenient wiring solutions to save labor time. Push-in design and lever-up operation gives a flexible wiring structure. The handle lock function allows the cable to be fed in and out without tools during operation. The wide conductor entrance on the side of terminal block allows easy and quick connections.

DPH..DP-TN

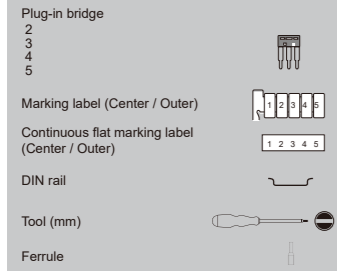


DPH16-DP-TN		
Rated Data	UL	IEC
Rated Voltage (V)	600	1000
Rated Current (A)	75	76
Rated impulse voltage	8KV	
Wire range (AWG/mm ²)	20~4	0.5~16
Connection Capacity		
Max. Solid (mm ²)	25	
Max. Stranded (mm ²)	16	
General Data		
Stripping length (mm)	18~20	
Insulation material	PA	
T / W (mm)	12 / 110	
H / H on TS-35 (mm)	52.8 / 54.3	
Package	50	

Color	Part number	Package
■	DPH16-DP-TN-RD	50
■	DPH16-DP-TN-BL	50

Part number	Package
DSD01-1602N	10
TM60HW / TM55HW	20
TM-R200 / TM-R100	10
TS-35	20
TS-35/15	10
1x5.5 DNT11-0111	
Page 190~191	


Accessories



Hybrid Terminal Blocks




P-LUP



Suitable for limited space applications. Hybrid design of P-LUP and PID structures features to clamp solid and stranded wires with ferrules directly tool free, providing quick and convenient wiring solutions to save labor time.


The handle lock function allows the cable to be fed in and out without tools during operation. PE foot is made of high conductive copper and low resistance.

DPH..DP-PE




DPH2.5-DP-PE		
Rated Data	UL	IEC
Rated Voltage (V)	600	800
Rated Current (A)		
Rated impulse voltage	8KV	
Wire range (AWG/mm ²)	26~12	0.14~2.5
Connection Capacity		
Max. Solid (mm ²)	4	
Max. Stranded (mm ²)	2.5	
General Data		
Stripping length (mm)	10~11	
Insulation material	PA	
T / W (mm)	5.1 / 54.7	
H / H on TS-35 (mm)	37.7 / 39.2	
Package	100	

Part number	Package
DPH2.5C-DP	50
AKSPS-001-OR	10
0208-T001	10
0208-E001	10
MKG-003 / MKG-004	20
TM57HW / TM52HW	20
TM-R200 / TM-R100	10
TS-35	20
TS-35/15	10
0.6x3.5 DNT11-0107	
Page 190~191	



DPH6-DP-PE		
Rated Data	UL	IEC
Rated Voltage (V)	600	1000
Rated Current (A)		
Rated impulse voltage	8KV	
Wire range (AWG/mm ²)	20~8	0.5~6
Connection Capacity		
Max. Solid (mm ²)	10	
Max. Stranded (mm ²)	6	
General Data		
Stripping length (mm)	16~17	
Insulation material	PA	
T / W (mm)	8 / 63	
H / H on TS-35 (mm)	42 / 43.5	
Package	50	

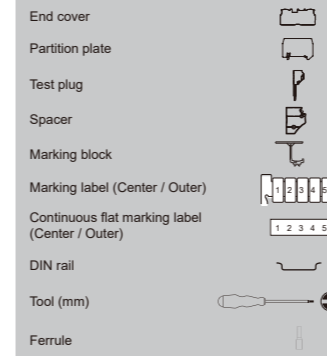
Part number	Package
DPH6C-DP	20
AKSPS-002-OR	10
0208-T003	10
0208-E003	10
TM59HW / TM54HW	20
TM-R200 / TM-R100	10
TS-35	20
TS-35/15	10
0.8x4 DNT11-0109	
Page 190~191	



DPH10-DP-PE		
Rated Data	UL	IEC
Rated Voltage (V)	600	1000
Rated Current (A)		
Rated impulse voltage	8KV	
Wire range (AWG/mm ²)	20~6	0.5~10
Connection Capacity		
Max. Solid (mm ²)	16	
Max. Stranded (mm ²)	10	
General Data		
Stripping length (mm)	18~20	
Insulation material	PA	
T / W (mm)	10 / 80.4	
H / H on TS-35 (mm)	48.6 / 50.1	
Package	50	

Part number	Package
TM60HW / TM55HW	20
TM-R200 / TM-R100	10
TS-35	20
TS-35/15	10
1x5.5 DNT11-0111	
Page 190~191	

Accessories



Hybrid Terminal Blocks



P-LUP



Suitable for limited space applications. Hybrid design of P-LUP and PID structures features to clamp solid and stranded wires with ferrules directly tool free, providing quick and convenient wiring solutions to save labor time.

The handle lock function allows the cable to be fed in and out without tools during operation. PE foot is made of high conductive copper and low resistance.

DPH..DP-PE



DPH16-DP-PE		
Rated Data	UL	IEC
Rated Voltage (V)	600	1000
Rated Current (A)		
Rated impulse voltage		8KV
Wire range (AWG/mm ²)	20~4	0.5~16
Connection Capacity		
Max. Solid (mm ²)		25
Max. Stranded (mm ²)		16
General Data		
Stripping length (mm)	18~20	
Insulation material	PA	
T / W (mm)	12 / 85.2	
H / H on TS-35 (mm)	52.8 / 54.3	
Package	50	
Part number	Package	
TM60HW / TM55HW	20	
TM-R200 / TM-R100	10	
TS-35	20	
TS-35/15	10	
1x5.5 DNT11-0111		
Page 190~191		

Accessories

- Marking label (Center / Outer)
- Continuous flat marking label (Center / Outer)
- DIN rail
- Tool (mm)
- Ferrule

Hybrid Terminal Blocks




P-LUP




DPH..DP-TN-PE series is a 3 port grounding terminal block. Suitable for limited space applications. Hybrid design of P-LUP and PID structures features to clamp solid and stranded wires with ferrules directly tool free, providing quick and convenient wiring solutions to save labor time.

The handle lock function allows the cable to be fed in and out without tools during operation. PE foot is made of high conductive copper and low resistance.


DPH..DP-TN-PE



DPH2.5-DP-TN-PE		
Rated Data	UL	IEC
Rated Voltage (V)	600	800
Rated Current (A)		
Rated impulse voltage		8KV
Wire range (AWG/mm ²)	26~12	0.14~2.5
Connection Capacity		
Max. Solid (mm ²)	4	
Max. Stranded (mm ²)	2.5	
General Data		
Stripping length (mm)	9~10	
Insulation material	PA	
T / W (mm)	5.1 / 66.5	
H / H on TS-35 (mm)	37.7 / 39.2	
Package	100	
Part number	Package	
DPH2.5C-DP-TN	20	
AKSPS-003-OR	10	
0208-T001	10	
0208-E001	10	
MKG-003 / MKG-004	20	
TM57HW / TM52HW	20	
TM-R200 / TM-R100	10	
TS-35	20	
TS-35/15	10	
0.6x3.5 DNT11-0107		
Page 190~191		



DPH6-DP-TN-PE		
Rated Data	UL	IEC
Rated Voltage (V)	600	1000
Rated Current (A)		
Rated impulse voltage		8KV
Wire range (AWG/mm ²)	20~8	0.5~6
Connection Capacity		
Max. Solid (mm ²)	10	
Max. Stranded (mm ²)	6	
General Data		
Stripping length (mm)	16~17	
Insulation material	PA	
T / W (mm)	8 / 79.8	
H / H on TS-35 (mm)	42 / 43.5	
Package	50	
Part number	Package	
DPH6C-DP-TN	20	
0208-T003	10	
0208-E003	10	
TM59HW / TM54HW	20	
TM-R200 / TM-R100	10	
TS-35	20	
TS-35/15	10	
0.8x4 DNT11-0109		
Page 190~191		



DPH10-DP-TN-PE		
Rated Data	UL	IEC
Rated Voltage (V)	600	1000
Rated Current (A)		
Rated impulse voltage		8KV
Wire range (AWG/mm ²)	20~6	0.5~10
Connection Capacity		
Max. Solid (mm ²)	16	
Max. Stranded (mm ²)	10	
General Data		
Stripping length (mm)	18~20	
Insulation material	PA	
T / W (mm)	10 / 101.9	
H / H on TS-35 (mm)	48.6 / 50.1	
Package	50	
Part number	Package	
TM60HW / TM55HW	20	
TM-R200 / TM-R100	10	
TS-35	20	
TS-35/15	10	
1x5.5 DNT11-0111		
Page 190~191		


Accessories

- End cover
- Partition plate
- Test plug
- Spacer
- Marking block
- Marking label (Center / Outer)
- Continuous flat marking label (Center / Outer)
- DIN rail
- Tool (mm)
- Ferrule

Hybrid Terminal Blocks



P-LUP




DPH..DP-TN-PE series is a 3 port grounding terminal block. Suitable for limited space applications. Hybrid design of P-LUP and PID structures features to clamp solid and stranded wires with ferrules directly tool free, providing quick and convenient wiring solutions to save labor time.

The handle lock function allows the cable to be fed in and out without tools during operation. PE foot is made of high conductive copper and low resistance.

DPH..DP-TN-PE


Accessories

- Marking label (Center / Outer)
- Continuous flat marking label (Center / Outer)
- DIN rail
- Tool (mm)
- Ferrule



DPH16-DP-TN-PE		
Rated Data	UL	IEC
Rated Voltage (V)	600	1000
Rated Current (A)		
Rated impulse voltage		8KV
Wire range (AWG/mm ²)	20~4	0.5~16
Connection Capacity		
Max. Solid (mm ²)		25
Max. Stranded (mm ²)		16
General Data		
Stripping length (mm)		18~20
Insulation material		PA
T / W (mm)		12 / 110
H / H on TS-35 (mm)		52.8 / 54.3
Package		50

Part number	Package
TM60HW / TM55HW	20
TM-R200 / TM-R100	10
TS-35	20
TS-35/15	10
1x5.5 DNT11-0111	
Page 190~191	



Rated Data	UL	IEC
Rated Voltage (V)		
Rated Current (A)		
Rated impulse voltage		
Wire range (AWG/mm ²)		
Connection Capacity		
Max. Solid (mm ²)		
Max. Stranded (mm ²)		
General Data		
Stripping length (mm)		
Insulation material		
T / W (mm)		
H / H on TS-35 (mm)		
Package		

Part number	Package



Rated Data	UL	IEC
Rated Voltage (V)		
Rated Current (A)		
Rated impulse voltage		
Wire range (AWG/mm ²)		
Connection Capacity		
Max. Solid (mm ²)		
Max. Stranded (mm ²)		
General Data		
Stripping length (mm)		
Insulation material		
T / W (mm)		
H / H on TS-35 (mm)		
Package		

Part number	Package

Sensor / Actuator Terminal Blocks



P-LUP




DPH1.5SG is a 3-level sensor/actuator terminal block. The top level supports signal lines, the middle and bottom level support positive and negative potentials.

Push-in & Lever-up operation gives a flexible wiring structure. The handle lock function allows cables in and out without tools during operation. Moreover, the wide conductor entrance on the side of terminal block allows easy and quick connections.

DPH..SG

Accessories

- End cover
- Plug-in bridge (Side)
- Plug-in bridge (Top)
- Test plug
- Spacer
- Marking block
- Marking label
- Continuous flat marking label
- DIN rail
- Ferrule




DPH1.5SG		
Rated Data	UL	IEC
Rated Voltage (V)	300	250
Rated Current (A)	14	15
Rated impulse voltage		4KV
Wire range (AWG/mm ²)	26~14	0.14~1.5
Connection Capacity		
Max. Solid (mm ²)		1.5
Max. Stranded (mm ²)		1.5
General Data		
Stripping length (mm)		8
Insulation material		PA
T / W (mm)		3.5 / 68
H / H on TS-35 (mm)		62.2 / 63.5
Package		50

Part number	Package
DPH1.5SGC	20
DSD03-M1500	5
DSD03-1.502	50
DSD03-1.503	50
0208-T004	10
0208-E004	10
MKG-001 / MKG-002	20
TM51HW	20
TM-R100	10
TS-35	20
TS-35/15	10
Page 190~191	



DPH1.5SGU		
Rated Data	UL	IEC
Rated Voltage (V)	300	250
Rated Current (A)	14	15
Rated impulse voltage		4KV
Wire range (AWG/mm ²)	26~14	0.14~1.5
Connection Capacity		
Max. Solid (mm ²)		1.5
Max. Stranded (mm ²)		1.5
General Data		
Stripping length (mm)		8
Insulation material		PA
T / W (mm)		5.1 / 68
H / H on TS-35 (mm)		62.2 / 63.5
Package		50

Part number	Package
DPH1.5SGC	20
DSD03-M1500	5
MKG-003 / MKG-004	20
TM52HW	20
TM-R100	10
TS-35	20
TS-35/15	10
Page 190~191	



Rated Data	UL	IEC
Rated Voltage (V)		
Rated Current (A)		
Rated impulse voltage		
Wire range (AWG/mm ²)		
Connection Capacity		
Max. Solid (mm ²)		
Max. Stranded (mm ²)		
General Data		
Stripping length (mm)		
Insulation material		
T / W (mm)		
H / H on TS-35 (mm)		
Package		

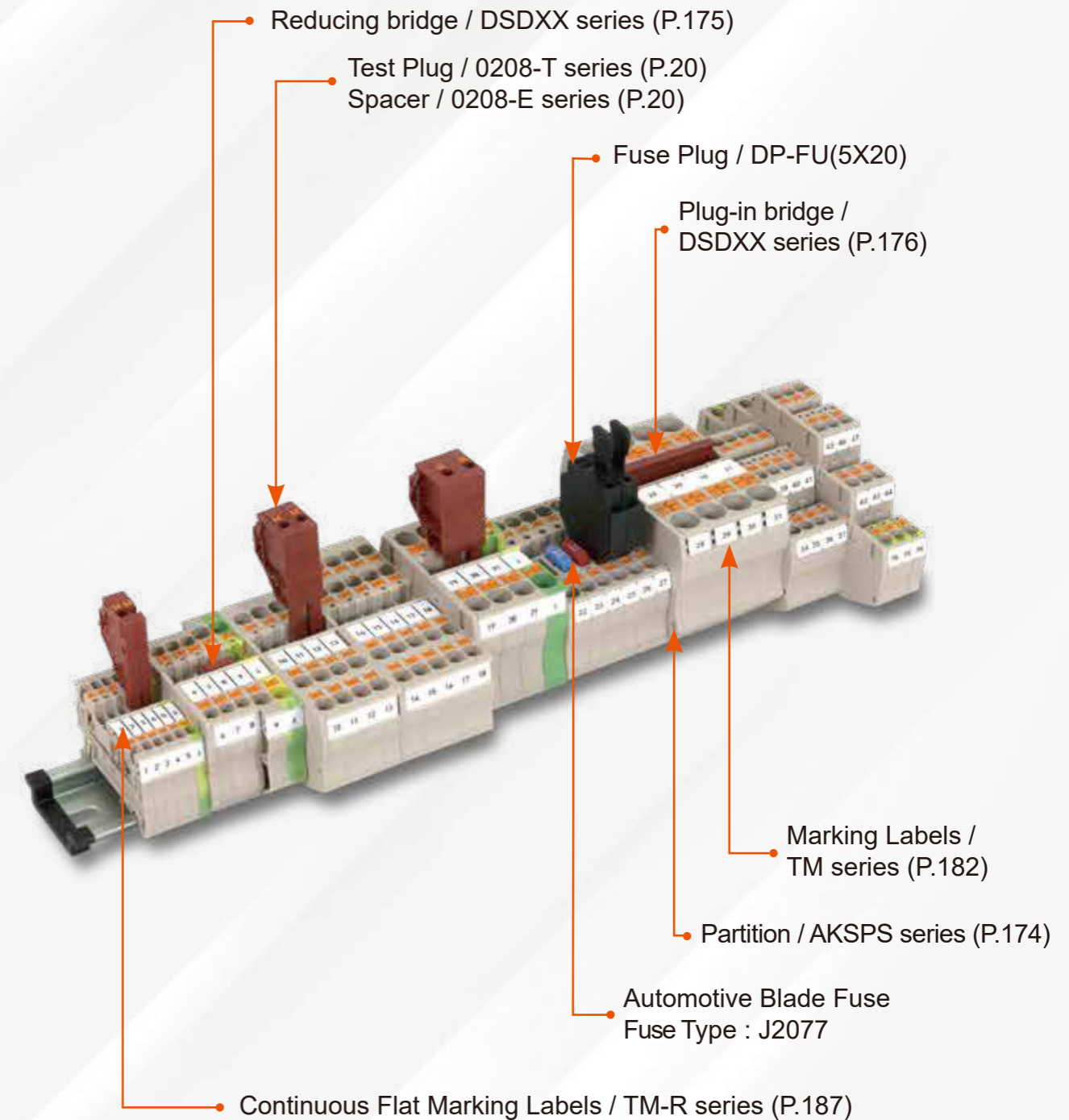
Part number	Package



Push-In Design Terminal Blocks



- Push-In Design (PID) is a very popular wiring mechanism. This is accomplished with S-cage, a design that combines the concept of spring and wire cage for an efficient and reliable connection.
- The main characteristic of PID can be inserted by solid wires and stranded wires with ferrules easily without tools. The spring offers a high clamping force on the conductor, which provides a stable conductivity through every wired component.
- PID terminal blocks have the same reliable connection like the conventional screw type, but with a more efficient installation method, that results in time and labor cost saving during field wiring.
- Dinkle's PID product series is definitely worthy of your trust and application.



Feed-through Terminal Blocks



PID




PID series is suitable for applications with limited space. PID structure allows quick wire connection without tools. Solid wires and stranded wires with ferrules can be inserted directly, providing convenient wiring solution and saving labor time.

DP..


Accessories

- End cover
- Partition plate
- Plug-in bridge
 - 2
 - 3
 - 4
 - 5
 - 10
 - 20
- Reducing bridge
 - DSD03-1.5/2.5
 - DSD03-1.5/4
- Plug-in bridge 500
- Test plug
- Spacer
- Marking block
- Marking label (Center / Outer)
- Continuous flat marking label (Center / Outer)
- DIN rail
- Tool (mm)
- Ferrule




DP1.5N		
Rated Data	UL	IEC
Rated Voltage (V)	300	500
Rated Current (A)	15	17.5
Rated impulse voltage	6KV	
Wire range (AWG/mm ²)	26~14	0.14~1.5
Connection Capacity		
Max. Solid (mm ²)	1.5	
Max. Stranded (mm ²)	1.5	
General Data		
Stripping length (mm)	8	
Insulation material	PA	
T / W (mm)	3.5 / 46.6	
H / H on TS-35 (mm)	30.6 / 32.1	
Package	100	

Color	Part number	Package
■	DP1.5N-RD	100
■	DP1.5N-BL	100
■	DP1.5N-WPE	10
Part number	Package	
DP1.5C	50	
AKSPS-001-OR	10	
DSD03-1.502	50	
DSD03-1.503	50	
DSD03-1.504	50	
DSD03-1.505	10	
DSD03-1.510	10	
DSD03-1.520	10	
DSD03-1.5/2.5	10	
DSD03-1.5/4	10	
DSD03-2.5/6	10	
DSD03-2.5/10	10	
DSD03-2.5/16	10	
DSD06-2.5500T	1	
0208-T004	10	
0208-E004	10	
MKG-001 / MKG-002	20	
TM56HW / TM51HW	20	
TM-R200 / TM-R100	10	
TS-35	20	
TS-35/15	10	
0.4 x 2.5 DNT11-0102		
Page 190~191		



DP2.5N		
Rated Data	UL	IEC
Rated Voltage (V)	600	800
Rated Current (A)	20	24
Rated impulse voltage	8KV	
Wire range (AWG/mm ²)	26~12	0.14~2.5
Connection Capacity		
Max. Solid (mm ²)	4	
Max. Stranded (mm ²)	2.5	
General Data		
Stripping length (mm)	10	
Insulation material	PA	
T / W (mm)	5.1 / 49	
H / H on TS-35 (mm)	35 / 36.5	
Package	100	

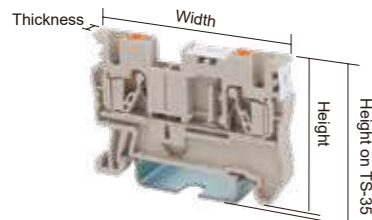
Color	Part number	Package
■	DP2.5N-RD	100
■	DP2.5N-BL	100
■	DP2.5N-WPE	10
Part number	Package	
DP2.5C	50	
AKSPS-001-OR	10	
DSD01-2.502N	50	
DSD01-2.503N	50	
DSD01-2.504N	50	
DSD01-2.505N	10	
DSD01-2.510N	10	
DSD01-2.520N	10	
DSD03-1.5/4	10	
DSD03-2.5/4	10	
DSD03-4/6	10	
DSD03-4/10	10	
DSD03-4/16	10	
DSD06-2.5500T	1	
0208-T001	10	
0208-E001	10	
MKG-003 / MKG-004	20	
TM57HW / TM52HW	20	
TM-R200 / TM-R100	10	
TS-35	20	
TS-35/15	10	
0.6 x 3.5 DNT11-0107		
Page 190~191		




DP4N		
Rated Data	UL	IEC
Rated Voltage (V)	600	800
Rated Current (A)	30	32
Rated impulse voltage	8KV	
Wire range (AWG/mm ²)	24~10	0.2~4
Connection Capacity		
Max. Solid (mm ²)	6	
Max. Stranded (mm ²)	4	
General Data		
Stripping length (mm)	12	
Insulation material	PA	
T / W (mm)	6.1 / 57	
H / H on TS-35 (mm)	35 / 36.5	
Package	100	

Color	Part number	Package
■	DP4N-RD	100
■	DP4N-BL	100
■	DP4N-WPE	10
Part number	Package	
DP4C	50	
AKSPS-001-OR	10	
DSD01-402N	50	
DSD01-403N	50	
DSD01-404N	50	
DSD01-405N	10	
DSD01-410N	10	
DSD01-420N	10	
DSD03-1.5/4	10	
DSD03-2.5/4	10	
DSD03-4/6	10	
DSD03-4/10	10	
DSD03-4/16	10	
0208-T002	10	
0208-E002	10	
MKG-003 / MKG-004	20	
TM58HW / TM53HW	20	
TM-R200 / TM-R100	10	
TS-35	20	
TS-35/15	10	
0.8 x 4 DNT11-0109		
Page 190~191		

* Using DSD06-2.5500T Plug-in bridge, the rated current will drop to 17.5A




Feed-through Terminal Blocks




DP6N		
Rated Data	UL	IEC
Rated Voltage (V)	600	1000
Rated Current (A)	40	41
Rated impulse voltage	8KV	
Wire range (AWG/mm ²)	20~8	0.5~6
Connection Capacity		
Max. Solid (mm ²)	10	
Max. Stranded (mm ²)	6	
General Data		
Stripping length (mm)	12	
Insulation material	PA	
T / W (mm)	8 / 57.8	
H / H on TS-35 (mm)	42 / 43.5	
Package	50	

Color	Part number	Package
■	DP6N-RD	50
■	DP6N-BL	50
■	DP6N-WPE	10
Part number	Package	
DP6C	50	
AKSPS-002-OR	10	
DSD01-602N	50	
DSD01-603N	50	
DSD01-604N	50	
DSD01-605N	10	
DSD01-610N	10	
DSD03-2.5/6	10	
DSD03-4/6	10	
DSD03-6/16	10	
0208-T003	10	
0208-E003	10	
TM59HW / TM54HW	20	
TM-R200 / TM-R100	10	
TS-35	20	
TS-35/15	10	
0.8 x 4 DNT11-0109		
Page 190~191		



DP10		
Rated Data	UL	IEC
Rated Voltage (V)	600	1000
Rated Current (A)	60	57
Rated impulse voltage	8KV	
Wire range (AWG/mm ²)	20~6	0.5~10
Connection Capacity		
Max. Solid (mm ²)	16	
Max. Stranded (mm ²)	10	
General Data		
Stripping length (mm)	18	
Insulation material	PA	
T / W (mm)	10 / 69	
H / H on TS-35 (mm)	49.3 / 50.1	
Package	50	

Color	Part number	Package
■	DP10-RD	50
■	DP10-BL	50
■	DP10-WPE	10
Part number	Package	
DP10C	50	
DSD01-1002N	50	
DSD01-1003N	50	
DSD01-1004N	50	
DSD01-1005N	10	
DSD03-2.5/10	10	
DSD03-4/10	10	
0208-T004	10	
0208-E004	10	
TM60HW / TM55HW	20	
TM-R200 / TM-R100	10	
TS-35	20	
TS-35/15	10	
1.0 x 5.5 DNT11-0111		
Page 190~191		



DP16		
Rated Data	UL	IEC
Rated Voltage (V)	600	1000
Rated Current (A)	82	76
Rated impulse voltage	8KV	
Wire range (AWG/mm ²)	20~4	0.5~16
Connection Capacity		
Max. Solid (mm ²)	25	
Max. Stranded (mm ²)	16	
General Data		
Stripping length (mm)	18	
Insulation material	PA	
T / W (mm)	12 / 76.5	
H / H on TS-35 (mm)	53.1 / 54.3	
Package	50	

Color	Part number	Package
■	DP16-RD	50
■	DP16-BL	50
■	DP16-WPE	10
Part number	Package	
DP16C	10	
DSD01-1602N	10	
DSD03-2.5/16	10	
DSD03-4/16	10	
DSD03-6/16	10	
0208-T004	10	
0208-E004	10	
TM60HW / TM55HW	20	
TM-R200 / TM-R100	10	
TS-35	20	
TS-35/15	10	
1.0 x 5.5 DNT11-0111		
Page 190~191		

Test Plug



Part Number	Pitch	Package
0208-T001	5.1mm	10
0208-T002	6.1mm	10
0208-T003	8mm	10
0208-T004	3.5mm	10

Spacer




Part Number	Pitch	Package
0208-E001	5.1mm	10
0208-E002	6.1mm	10
0208-E003	8mm	10
0208-E004	3.5mm	10



The test plug can be extended by spacer with probe diameter at 2.3mm which can contact the terminal block tightly and achieve any complicate test tasks.

Feed-through 3-Conductor Terminal Blocks




The PID, DP..N-TN series is a 3 port terminal block. PID structure allows quick wire connection without tools. Solid wires and stranded wires with ferrules can be inserted directly, providing convenient wiring solution and saving labor time.

With plug-in bridge, DP..N-TN can connect two or more terminal blocks in parallel. Marking labels are compatible for clear identification.

DP..N-TN


Accessories

- End cover
- Partition plate
- Plug-in bridge
 - 2
 - 3
 - 4
 - 5
 - 10
 - 20
- Reducing bridge
- Plug-in bridge 500
- Test plug
- Spacer
- Marking block
- Marking label (Center / Outer)
- Continuous flat marking label (Center / Outer)
- DIN rail
- Tool (mm)
- Ferrule




DP1.5N-TN		
Rated Data	UL	IEC
Rated Voltage (V)	300	500
Rated Current (A)	15	17.5
Rated impulse voltage	6KV	
Wire range (AWG/mm ²)	26~14	0.14~1.5
Connection Capacity		
Max. Solid (mm ²)	1.5	
Max. Stranded (mm ²)	1.5	
General Data		
Stripping length (mm)	8	
Insulation material	PA	
T / W (mm)	3.5 / 58	
H / H on TS-35 (mm)	30.6 / 32.1	
Package	100	

Color	Part number	Package
■	DP1.5N-TN-RD	100
■	DP1.5N-TN-BL	100
Part number	Package	
DP1.5C-TN	20	
AKSPS-003-OR	10	
DSD03-1.502	50	
DSD03-1.503	50	
DSD03-1.504	50	
DSD03-1.505	10	
DSD03-1.510	10	
DSD03-1.520	10	
DSD03-1.5/2.5	10	
DSD03-1.5/4	10	
DSD06-2.5500T	1	
0208-T004	10	
0208-E004	10	
MKG-001 / MKG-002	20	
TM56HW / TM51HW	20	
TM-R200 / TM-R100	10	
TS-35	20	
TS-35/15	10	
0.4 x 2.5 DNT11-0102		
Page 190~191		



DP2.5N-TN		
Rated Data	UL	IEC
Rated Voltage (V)	600	800
Rated Current (A)	20	24
Rated impulse voltage	8KV	
Wire range (AWG/mm ²)	26~12	0.14~2.5
Connection Capacity		
Max. Solid (mm ²)	4	
Max. Stranded (mm ²)	2.5	
General Data		
Stripping length (mm)	10	
Insulation material	PA	
T / W (mm)	5.1 / 60.8	
H / H on TS-35 (mm)	35 / 36.5	
Package	100	

Color	Part number	Package
■	DP2.5N-TN-RD	100
■	DP2.5N-TN-BL	100
Part number	Package	
DP2.5C-TN	20	
AKSPS-003-OR	10	
DSD01-2.502N	50	
DSD01-2.503N	50	
DSD01-2.504N	50	
DSD01-2.505N	10	
DSD01-2.510N	10	
DSD01-2.520N	10	
DSD03-1.5/2.5	10	
DSD03-2.5/4	10	
DSD03-2.5/6	10	
DSD03-2.5/10	10	
DSD03-2.5/16	10	
DSD06-2.5500T	1	
0208-T001	10	
0208-E001	10	
MKG-003 / MKG-004	20	
TM57HW / TM52HW	20	
TM-R200 / TM-R100	10	
TS-35	20	
TS-35/15	10	
0.6 x 3.5 DNT11-0107		
Page 190~191		




DP4N-TN		
Rated Data	UL	IEC
Rated Voltage (V)	600	800
Rated Current (A)	30	32
Rated impulse voltage	8KV	
Wire range (AWG/mm ²)	24~10	0.2~4
Connection Capacity		
Max. Solid (mm ²)	6	
Max. Stranded (mm ²)	4	
General Data		
Stripping length (mm)	12	
Insulation material	PA	
T / W (mm)	6.1 / 67.3	
H / H on TS-35 (mm)	35 / 36.5	
Package	50	

Color	Part number	Package
■	DP4N-TN-RD	50
■	DP4N-TN-BL	50
Part number	Package	
DP4C-TN	20	
AKSPS-003-OR	10	
DSD01-402N	50	
DSD01-403N	50	
DSD01-404N	50	
DSD01-405N	10	
DSD01-410N	10	
DSD01-420N	10	
DSD03-1.5/4	10	
DSD03-2.5/4	10	
DSD03-4/6	10	
DSD03-4/10	10	
DSD03-4/16	10	
0208-T002	10	
0208-E002	10	
MKG-003 / MKG-004	20	
TM58HW / TM53HW	20	
TM-R200 / TM-R100	10	
TS-35	20	
TS-35/15	10	
0.8 x 4 DNT11-0109		
Page 190~191		


* Using DSD06-2.5500T Plug-in bridge, the rated current will drop to 17.5A

Feed-through 3-Conductor Terminal Blocks




DP6N-TN		
Rated Data	UL	IEC
Rated Voltage (V)	600	1000
Rated Current (A)	40	41
Rated impulse voltage	8KV	
Wire range (AWG/mm ²)	20~8	0.5~6
Connection Capacity		
Max. Solid (mm ²)	10	
Max. Stranded (mm ²)	6	
General Data		
Stripping length (mm)	12	
Insulation material	PA	
T / W (mm)	8 / 74.6	
H / H on TS-35 (mm)	42 / 43.5	
Package	50	

Color	Part number	Package
■	DP6N-TN-RD	50
■	DP6N-TN-BL	50
Part number	Package	
DP6C-TN	20	
AKSPS-003-OR	10	
DSD01-602N	50	
DSD01-603N	50	
DSD01-604N	50	
DSD01-605N	10	
DSD01-610N	10	
DSD03-2.5/6	10	
DSD03-4/6	10	
DSD03-6/16	10	
0208-T003	10	
0208-E003	10	
TM59HW / TM54HW	20	
TM-R200 / TM-R100	10	
TS-35	20	
TS-35/15	10	
0.8 x 4 DNT11-0109		
Page 190~191		



DP10-TN		
Rated Data	UL	IEC
Rated Voltage (V)	600	1000
Rated Current (A)	60	57
Rated impulse voltage	8KV	
Wire range (AWG/mm ²)	20~6	0.5~10
Connection Capacity		
Max. Solid (mm ²)	16	
Max. Stranded (mm ²)	10	
General Data		
Stripping length (mm)	18	
Insulation material	PA	
T / W (mm)	10 / 90.5	
H / H on TS-35 (mm)	49.3 / 50.1	
Package	50	

Color	Part number	Package
■	DP10-TN-RD	50
■	DP10-TN-BL	50
Part number	Package	
DP10C-TN	10	
DSD01-1002N	50	
DSD01-1003N	50	
DSD01-1004N	50	
DSD01-1005N	10	
DSD03-2.5/10	10	
DSD03-4/10	10	
0208-T004	10	
0208-E004	10	
TM60HW / TM55HW	20	
TM-R200 / TM-R100	10	
TS-35	20	
TS-35/15	10	
1.0 x 5.5 DNT11-0111		
Page 190~191		




DP16-TN		
Rated Data	UL	IEC
Rated Voltage (V)	600	1000
Rated Current (A)	76	76
Rated impulse voltage	8KV	
Wire range (AWG/mm ²)	20~4	0.5~16
Connection Capacity		
Max. Solid (mm ²)	25	
Max. Stranded (mm ²)	16	
General Data		
Stripping length (mm)	18~19	
Insulation material	PA	
T / W (mm)	12 / 101.3	
H / H on TS-35 (mm)	53.1 / 54.3	
Package	40	

Color	Part number	Package
■	DP16-TN-RD	40
■	DP16-TN-BL	40
Part number	Package	
DP16C-TN	10	
DSD01-1602N	10	
DSD03-2.5/16	10	
DSD03-4/16	10	
DSD03-6/16	10	
0208-T005	10	
0208-E005	10	
TM60HW / TM55HW	20	
TM-R200 / TM-R100	10	
TS-35	20	
TS-35/15	10	
1.0 x 5.5 DNT11-0111		
Page 190~191		

Push-In Design

Feed-through 4-Conductor Terminal Blocks




The PID, DP...N-TR series is a 4 port terminal block. This compact design is suitable for flexible connection in power distribution.


PID structure allows quick wire connection without tools. Solid wires and stranded wires with ferrules can be inserted directly, providing convenient wiring solution and saving labor time.

With plug-in bridge, DP...N-TR can connect two or more terminal blocks in parallel. Marking labels are compatible for clear identification.


DP..N-TR



DP1.5N-TR		
Rated Data	UL	IEC
Rated Voltage (V)	300	500
Rated Current (A)	15	17.5
Rated impulse voltage	6KV	
Wire range (AWG/mm ²)	26~14	0.14~1.5
Connection Capacity		
Max. Solid (mm ²)	1.5	
Max. Stranded (mm ²)	1.5	
General Data		
Stripping length (mm)	8	
Insulation material	PA	
T / W (mm)	3.5 / 69.5	
H / H on TS-35 (mm)	30.6 / 32.1	
Package	50	




DP2.5N-TR		
Rated Data	UL	IEC
Rated Voltage (V)	600	800
Rated Current (A)	20	24
Rated impulse voltage	8KV	
Wire range (AWG/mm ²)	26~12	0.14~2.5
Connection Capacity		
Max. Solid (mm ²)	4	
Max. Stranded (mm ²)	2.5	
General Data		
Stripping length (mm)	10	
Insulation material	PA	
T / W (mm)	5.1 / 72.6	
H / H on TS-35 (mm)	35 / 36.5	
Package	50	




DP4N-TR		
Rated Data	UL	IEC
Rated Voltage (V)	600	800
Rated Current (A)	30	32
Rated impulse voltage	8KV	
Wire range (AWG/mm ²)	24~10	0.2~4
Connection Capacity		
Max. Solid (mm ²)	6	
Max. Stranded (mm ²)	4	
General Data		
Stripping length (mm)	12	
Insulation material	PA	
T / W (mm)	6.1 / 80.4	
H / H on TS-35 (mm)	35 / 36.5	
Package	50	

Feed-through 4-Conductor Terminal Blocks



DP6N-TR		
Rated Data	UL	IEC
Rated Voltage (V)	600	1000
Rated Current (A)	40	41
Rated impulse voltage	8KV	
Wire range (AWG/mm ²)	20~8	0.5~6
Connection Capacity		
Max. Solid (mm ²)	10	
Max. Stranded (mm ²)	6	
General Data		
Stripping length (mm)	12	
Insulation material	PA	
T / W (mm)	8 / 91.4	
H / H on TS-35 (mm)	42 / 43.5	
Package	50	



Empty Frame 1		
Rated Data	UL	IEC
Rated Voltage (V)		
Rated Current (A)		
Rated impulse voltage		
Wire range (AWG/mm ²)		
Connection Capacity		
Max. Solid (mm ²)		
Max. Stranded (mm ²)		
General Data		
Stripping length (mm)		
Insulation material		
T / W (mm)		
H / H on TS-35 (mm)		
Package		

Empty Frame 2		
Rated Data	UL	IEC
Rated Voltage (V)		
Rated Current (A)		
Rated impulse voltage		
Wire range (AWG/mm ²)		
Connection Capacity		
Max. Solid (mm ²)		
Max. Stranded (mm ²)		
General Data		
Stripping length (mm)		
Insulation material		
T / W (mm)		
H / H on TS-35 (mm)		
Package		

Empty Frame 3		
Rated Data	UL	IEC
Rated Voltage (V)		
Rated Current (A)		
Rated impulse voltage		
Wire range (AWG/mm ²)		
Connection Capacity		
Max. Solid (mm ²)		
Max. Stranded (mm ²)		
General Data		
Stripping length (mm)		
Insulation material		
T / W (mm)		
H / H on TS-35 (mm)		
Package		

Accessories

- End cover
- Partition plate
- Plug-in bridge
 - 2
 - 3
 - 4
 - 5
 - 10
 - 20
- Reducing bridge
- Plug-in bridge 500
- Test plug
- Spacer
- Marking block
- Marking label (Center / Outer)
- Continuous flat marking label (Center / Outer)
- DIN rail
- Tool (mm)
- Ferrule

Color	Part number	Package
■	DP1.5N-TR-RD	50
■	DP1.5N-TR- BL	50
Part number	Package	
DP1.5C-TR	20	
AKSPS-004-OR	10	
DSD03-1.502	50	
DSD03-1.503	50	
DSD03-1.504	50	
DSD03-1.505	10	
DSD03-1.510	10	
DSD03-1.520	10	
DSD03-1.5/2.5	10	
DSD03-1.5/4	10	
DSD06-2.5500T	1	
0208-T004	10	
0208-E004	10	
MKG-001 / MKG-002	20	
TM56HW / TM51HW	20	
TM-R200 / TM-R100	10	
TS-35	20	
TS-35/15	10	
0.4 x 2.5 DNT11-0102		
Page 190~191		

Color	Part number	Package
■	DP2.5N-TR-RD	50
■	DP2.5N-TR-BL	50
Part number	Package	
DP2.5C-TR	20	
AKSPS-004-OR	10	
DSD01-2.502N	50	
DSD01-2.503N	50	
DSD01-2.504N	50	
DSD01-2.505N	10	
DSD01-2.510N	10	
DSD01-2.520N	10	
DSD03-1.5/2.5	10	
DSD03-2.5/4	10	
DSD03-2.5/6	10	
DSD03-2.5/10	10	
DSD03-2.5/16	10	
DSD06-2.5500T	1	
0208-T001	10	
0208-E001	10	
MKG-003 / MKG-004	20	
TM57HW / TM52HW	20	
TM-R200 / TM-R100	10	
TS-35	20	
TS-35/15	10	
0.6 x 3.5 DNT11-0107		
Page 190~191		

Color	Part number	Package
■	DP4N-TR-RD	50
■	DP4N-TR-BL	50
Part number	Package	
DP4C-TR	20	
AKSPS-005-OR	10	
DSD01-402N	50	
DSD01-403N	50	
DSD01-404N	50	
DSD01-405N	10	
DSD01-410N	10	
DSD01-420N	10	
DSD03-1.5/4	10	
DSD03-2.5/4	10	
DSD03-4/6	10	
DSD03-4/10	10	
DSD03-4/16	10	
0208-T002	10	
0208-E002	10	
MKG-003 / MKG-004	20	
TM58HW / TM53HW	20	
TM-R200 / TM-R100	10	
TS-35	20	
TS-35/15	10	
0.8 x 4 DNT11-0109		
Page 190~191		

Color	Part number	Package
■	DP6N-TR-RD	50
■	DP6N-TR-BL	50
Part number	Package	
DP6C-TR	20	
DSD01-602N	50	
DSD01-603N	50	
DSD01-604N	50	
DSD01-605N	10	
DSD01-610N	10	
DSD03-2.5/6	10	
DSD03-4/6	10	
DSD03-6/16	10	
0208-T003	10	
0208-E003	10	
TM59HW / TM54HW	20	
TM-R200 / TM-R100	10	
TS-35	20	
TS-35/15	10	
0.8 x 4 DNT11-0109		
Page 190~191		

Color	Part number	Package
■	DP6N-TR-RD	50
■	DP6N-TR-BL	50
Part number	Package	
DP6C-TR	20	
DSD01-602N	50	
DSD01-603N	50	
DSD01-604N	50	
DSD01-605N	10	
DSD01-610N	10	
DSD03-2.5/6	10	
DSD03-4/6	10	
DSD03-6/16	10	
0208-T003	10	
0208-E003	10	
TM59HW / TM54HW	20	
TM-R200 / TM-R100	10	
TS-35	20	
TS-35/15	10	
0.8 x 4 DNT11-0109		
Page 190~191		

Color	Part number	Package
■	DP6N-TR-RD	50
■	DP6N-TR-BL	50
Part number	Package	
DP6C-TR	20	
DSD01-602N	50	
DSD01-603N	50	
DSD01-604N	50	
DSD01-605N	10	
DSD01-610N	10	
DSD03-2.5/6	10	
DSD03-4/6	10	
DSD03-6/16	10	
0208-T003	10	
0208-E003	10	
TM59HW / TM54HW	20	
TM-R200 / TM-R100	10	
TS-35	20	
TS-35/15	10	
0.8 x 4 DNT11-0109		
Page 190~191		

Color	Part number	Package
■	DP6N-TR-RD	50
■	DP6N-TR-BL	50
Part number	Package	
DP6C-TR	20	
DSD01-602N	50	
DSD01-603N	50	
DSD01-604N	50	
DSD01-605N	10	
DSD01-610N	10	
DSD03-2.5/6	10	
DSD03-4/6	10	
DSD03-6/16	10	
0208-T003	10	
0208-E003	10	
TM59HW / TM54HW	20	
TM-R200 / TM-R100	10	
TS-35	20	
TS-35/15	10	
0.8 x 4 DNT11-0109		
Page 190~191		

* Using DSD06-2.5500T Plug-in bridge, the rated current will drop to 17.5A

Feed-through 3-Conductor Grounding Terminal Blocks



PID




The PID, DP..N-TN-PE series is a 3 port grounding terminal block with the same dimensions as the PID, DP...N-TN series, and fully compliant to IEC 60947-7-2. This series supports both the mechanical and the electrical functions of a PCTB by using it as a ground (PE) busbar.

DP..TN-PE


Accessories

- End cover
- Partition plate
- Test plug
- Spacer
- Marking block
- Marking label (Center / Outer)
- Continuous flat marking label (Center / Outer)
- DIN rail
- Tool (mm)
- Ferrule




DP1.5N-TN-PE		
Rated Data	UL	IEC
Rated Voltage (V)	300	500
Rated Current (A)		
Rated impulse voltage	6KV	
Wire range (AWG/mm ²)	26~14	0.14~1.5
Connection Capacity		
Max. Solid (mm ²)	1.5	
Max. Stranded (mm ²)	1.5	
General Data		
Stripping length (mm)	8	
Insulation material	PA	
T / W (mm)	3.5 / 58.7	
H / H on TS-35 (mm)	30.6 / 32.1	
Package	100	

Part number	Package
DP1.5C-TN	20
AKSPS-003-OR	10
0208-T004	10
0208-E004	10
MKG-001 / MKG-002	20
TM56HW / TM51HW	20
TM-R200 / TM-R100	10
TS-35	20
TS-35/15	10
0.4 x 2.5 DNT11-0102	
Page 190~191	



DP2.5N-TN-PE		
Rated Data	UL	IEC
Rated Voltage (V)	600	800
Rated Current (A)		
Rated impulse voltage	8KV	
Wire range (AWG/mm ²)	26~12	0.14~2.5
Connection Capacity		
Max. Solid (mm ²)	4	
Max. Stranded (mm ²)	2.5	
General Data		
Stripping length (mm)	10	
Insulation material	PA	
T / W (mm)	5.1 / 60.8	
H / H on TS-35 (mm)	35 / 36.5	
Package	100	

Part number	Package
DP2.5C-TN	20
AKSPS-003-OR	10
0208-T001	10
0208-E001	10
MKG-003 / MKG-004	20
TM57HW / TM52HW	20
TM-R200 / TM-R100	10
TS-35	20
TS-35/15	10
0.6 x 3.5 DNT11-0107	
Page 190~191	




DP4N-TN-PE		
Rated Data	UL	IEC
Rated Voltage (V)	600	800
Rated Current (A)		
Rated impulse voltage	8KV	
Wire range (AWG/mm ²)	24~10	0.2~4
Connection Capacity		
Max. Solid (mm ²)	6	
Max. Stranded (mm ²)	4	
General Data		
Stripping length (mm)	12	
Insulation material	PA	
T / W (mm)	6.1 / 67.3	
H / H on TS-35 (mm)	35 / 36.5	
Package	50	

Part number	Package
DP4C-TN	20
AKSPS-003-OR	10
0208-T002	10
0208-E002	10
MKG-003 / MKG-004	20
TM58HW / TM53HW	20
TM-R200 / TM-R100	10
TS-35	20
TS-35/15	10
0.8 x 4 DNT11-0109	
Page 190~191	

Feed-through 3-Conductor Grounding Terminal Blocks




Push-In Design




DP6N-TN-PE		
Rated Data	UL	IEC
Rated Voltage (V)	600	1000
Rated Current (A)		
Rated impulse voltage	8KV	
Wire range (AWG/mm ²)	20~8	0.5~6
Connection Capacity		
Max. Solid (mm ²)	10	
Max. Stranded (mm ²)	6	
General Data		
Stripping length (mm)	12	
Insulation material	PA	
T / W (mm)	8 / 74.6	
H / H on TS-35 (mm)	42 / 43.5	
Package	50	

Part number	Package
DP6C-TN	20
AKSPS-003-OR	10
0208-T003	10
0208-E003	10
TM59HW / TM54HW	20
TM-R200 / TM-R100	10
TS-35	20
TS-35/15	10
0.8 x 4 DNT11-0109	
Page 190~191	



DP10-TN-PE		
Rated Data	UL	IEC
Rated Voltage	600	1000
Rated Current		
Rated impulse voltage	8KV	
Wire range (AWG/mm ²)	20~6	0.5~10
Connection Capacity		
Max. Solid (mm ²)	16	
Max. Stranded (mm ²)	10	
General Data		
Stripping length (mm)	18	
Insulation material	PA	
T / W (mm)	10 / 90.5	
H / H on TS-35 (mm)	49.3 / 50.1	
Package	50	

Part number	Package
DP10C-TN	10
TM60HW / TM55HW	20
TM-R200 / TM-R100	10
TS-35	20
TS-35/15	10
1.0 x 5.5 DNT11-0111	
Page 190~191	



DP16-TN-PE		
Rated Data	UL	IEC
Rated Voltage	600	1000
Rated Current		
Rated impulse voltage	8KV	
Wire range (AWG/mm ²)	20~4	0.5~16
Connection Capacity		
Max. Solid (mm ²)	25	
Max. Stranded (mm ²)	16	
General Data		
Stripping length (mm)	18~19	
Insulation material	PA	
T / W (mm)	12 / 101.3	
H / H on TS-35 (mm)	53.1 / 54.3	
Package	40	

Part number	Package
DP16C-TN	10
TM60HW / TM55HW	20
TM-R200 / TM-R100	10
TS-35	20
TS-35/15	10
1.0 x 5.5 DNT11-0111	
Page 190~191	



DP25-TN-PE		
Rated Data	UL	IEC
Rated Voltage		
Rated Current		
Rated impulse voltage		
Wire range (AWG/mm ²)		
Connection Capacity		
Max. Solid (mm ²)		
Max. Stranded (mm ²)		
General Data		
Stripping length (mm)		
Insulation material		
T / W (mm)		
H / H on TS-35 (mm)		
Package		

Part number	Package
DP25C-TN	
Stripping length (mm)	
Insulation material	
T / W (mm)	
H / H on TS-35 (mm)	
Package	

Feed-through 4-Conductor Grounding Terminal Blocks



PID



The PID, DP..N-TR-PE series allows solid conductor direct insertion without tool for quick connections.


High quality conducting material for low connection resistance and high conducting performance suitable for wire sizes from 1.5mm² to 35mm².

The accessories are available for marking and bridging.

DP..-TR-PE


Accessories

- End cover
- Partition plate
- Test plug
- Spacer
- Marking block
- Marking label (Center / Outer)
- Continuous flat marking label (Center / Outer)
- DIN rail
- Tool (mm)
- Ferrule




DP1.5N-TR-PE		
Rated Data	UL	IEC
Rated Voltage (V)	300	500
Rated Current (A)		
Rated impulse voltage		6KV
Wire range (AWG/mm ²)	26~14	0.14~1.5
Connection Capacity		
Max. Solid (mm ²)		1.5
Max. Stranded (mm ²)		1.5
General Data		
Stripping length (mm)		8
Insulation material		PA
T / W (mm)		3.5 / 69.5
H / H on TS-35 (mm)		30.6 / 32.1
Package		50

Part number	Package
DP1.5C-TR	20
AKSPS-004-OR	10
0208-T004	10
0208-E004	10
MKG-001 / MKG-002	20
TM56HW / TM51HW	20
TM-R200 / TM-R100	10
TS-35	20
TS-35/15	10
0.4 x 2.5 DNT11-0102	
Page 190~191	



DP2.5N-TR-PE		
Rated Data	UL	IEC
Rated Voltage (V)	600	800
Rated Current (A)		
Rated impulse voltage		8KV
Wire range (AWG/mm ²)	26~12	0.14~2.5
Connection Capacity		
Max. Solid (mm ²)		4
Max. Stranded (mm ²)		2.5
General Data		
Stripping length (mm)		10
Insulation material		PA
T / W (mm)		5.1 / 72.6
H / H on TS-35 (mm)		35 / 36.5
Package		50


Part number	Package
DP2.5C-TR	20
AKSPS-004-OR	10
0208-T001	10
0208-E001	10
MKG-003 / MKG-004	20
TM57HW / TM52HW	20
TM-R200 / TM-R100	10
TS-35	20
TS-35/15	10
0.6 x 3.5 DNT11-0107	
Page 190~191	



DP4N-TR-PE		
Rated Data	UL	IEC
Rated Voltage (V)	600	800
Rated Current (A)		
Rated impulse voltage		8KV
Wire range (AWG/mm ²)	24~10	0.2~4
Connection Capacity		
Max. Solid (mm ²)		6
Max. Stranded (mm ²)		4
General Data		
Stripping length (mm)		12
Insulation material		PA
T / W (mm)		6.1 / 80.4
H / H on TS-35 (mm)		35 / 36.5
Package		50


Part number	Package
DP4C-TR	20
AKSPS-005-OR	10
0208-T002	10
0208-E002	10
MKG-003 / MKG-004	20
TM58HW / TM53HW	20
TM-R200 / TM-R100	10
TS-35	20
TS-35/15	10
0.8 x 4 DNT11-0109	
Page 190~191	

Feed-through 4-Conductor Grounding Terminal Blocks



DP6N-TR-PE		
Rated Data	UL	IEC
Rated Voltage (V)	600	1000
Rated Current (A)		
Rated impulse voltage		8KV
Wire range (AWG/mm ²)	20~8	0.5~6
Connection Capacity		
Max. Solid (mm ²)		10
Max. Stranded (mm ²)		6
General Data		
Stripping length (mm)		12
Insulation material		PA
T / W (mm)		8 / 91.4
H / H on TS-35 (mm)		42 / 43.5
Package		50

Part number	Package
DP6C-TR	20
0208-T003	10
0208-E003	10
TM59HW / TM54HW	20
TM-R200 / TM-R100	10
TS-35	20
TS-35/15	10
0.8 x 4 DNT11-0109	
Page 190~191	




Rated Data	UL	IEC
Rated Voltage		
Rated Current		
Rated impulse voltage		
Wire range (AWG/mm ²)		
Connection Capacity		
Max. Solid (mm ²)		
Max. Stranded (mm ²)		
General Data		
Stripping length (mm)		
Insulation material		
T / W (mm)		
H / H on TS-35 (mm)		
Package		

Part number	Package



Rated Data	UL	IEC
Rated Voltage		
Rated Current		
Rated impulse voltage		
Wire range (AWG/mm ²)		
Connection Capacity		
Max. Solid (mm ²)		
Max. Stranded (mm ²)		
General Data		
Stripping length (mm)		
Insulation material		
T / W (mm)		
H / H on TS-35 (mm)		
Package		

Part number	Package




Rated Data	UL	IEC
Rated Voltage		
Rated Current		
Rated impulse voltage		
Wire range (AWG/mm ²)		
Connection Capacity		
Max. Solid (mm ²)		
Max. Stranded (mm ²)		
General Data		
Stripping length (mm)		
Insulation material		
T / W (mm)		
H / H on TS-35 (mm)		
Package		


Part number	Package

Push-In Design

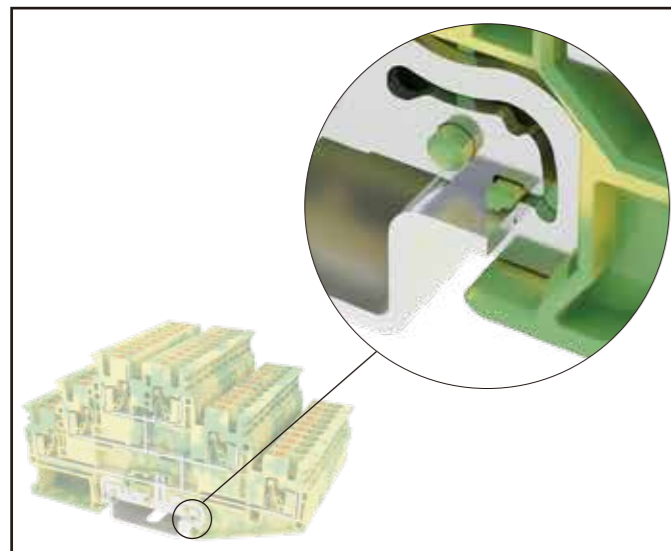
Feed-through Multi-Level Terminal Blocks



Compact design for high density connectivities



Push-in Design reduces time consumed for wiring



Supporting grounding terminal block

PID



The PID, DPP..N series allows solid conductor direct insertion without tool for quick connections.


High quality conducting material for low connection resistance and high conducting performance.

The accessories are available for marking and bridging.

DPP..N


Accessories

End cover	
Plug-in bridge	
2	
3	
4	
5	
10	
20	
Plug-in bridge 500	
Marking block	
Test plug	
Spacer	
Marking label	
Continuous flat marking label	
DIN rail	
Tool (mm)	
Ferrule	




DPP1.5N		
Rated Data	UL	IEC
Rated Voltage (V)	300	500
Rated Current (A)	15	17.5
Rated impulse voltage	6KV	
Wire range (AWG/mm ²)	26~14	0.14~1.5
Connection Capacity		
Max. Solid (mm ²)	1.5	
Max. Stranded (mm ²)	1.5	
General Data		
Stripping length (mm)	8	
Insulation material	PA	
T / W (mm)	3.5 / 69	
H / H on TS-35 (mm)	41.2 / 42.7	
Package	100	
Color	Part number	Package
■	DPP1.5N-RD	100
■	DPP1.5N-BL	100
Part number	Package	
DSD03-1.502	50	
DSD03-1.503	50	
DSD03-1.504	50	
DSD03-1.505	10	
DSD03-1.510	10	
DSD03-1.520	10	
	0208-T004	10
	0208-E004	10
	TM51HW	20
	TM-R100	10
	TS-35	20
	TS-35/15	10
	0.4 x 2.5 DNT11-0102	
	Page 190~191	


Feed-through Multi-Level Terminal Blocks



DPP2.5N		
Rated Data	UL	IEC
Rated Voltage (V)	300	500
Rated Current (A)	20	22
Rated impulse voltage	6KV	
Wire range (AWG/mm ²)	26~12	0.14~2.5
Connection Capacity		
Max. Solid (mm ²)	4	
Max. Stranded (mm ²)	2.5	
General Data		
Stripping length (mm)	10	
Insulation material	PA	
T / W (mm)	5.1 / 69	
H / H on TS-35 (mm)	46 / 47.5	
Package	100	
Color	Part number	Package
■	DPP2.5N-RD	100
■	DPP2.5N-BL	100
Part number	Package	
DPP2.5C	50	
DSD01-2.502N	50	
DSD01-2.503N	50	
DSD01-2.504N	50	
DSD01-2.505N	10	
DSD01-2.510N	10	
DSD01-2.520N	10	
DSD06-2.5500T	1	
MKP-502	50	
0208-T001	10	
0208-E001	10	
TM52HW	20	
TM-R100	10	
TS-35	20	
TS-35/15	10	
0.6 x 3.5 DNT11-0107		
	Page 190~191	



DPP2.5NV		
Rated Data	UL	IEC
Rated Voltage (V)	300*	630
Rated Current (A)	20	22
Rated impulse voltage	6KV	
Wire range (AWG/mm ²)	26~12	0.2~2.5
Connection Capacity		
Max. Solid (mm ²)	4	
Max. Stranded (mm ²)	2.5	
General Data		
Stripping length (mm)	10	
Insulation material	PA	
T / W (mm)	5.1 / 78.5	
H / H on TS-35 (mm)	46 / 47.5	
Package	50	
Color	Part number	Package
■	DPP2.5NV-RD	50
■	DPP2.5NV-BL	50
Part number	Package	
DPP2.5C-T	50	
DSD01-2.502N	50	
DSD01-2.503N	50	
DSD01-2.504N	50	
DSD01-2.505N	10	
DSD01-2.510N	10	
DSD01-2.520N	10	
DSD06-2.5500T	1	
MKP-502	50	
0208-T001	10	
0208-E001	10	
TM57HW / TM52HW	20	
TM-R100	10	
TS-35	20	
TS-35/15	10	
0.6 x 3.5 DNT11-0107		
	Page 190~191	



DPP4N		
Rated Data	UL	IEC
Rated Voltage (V)	300	500
Rated Current (A)	30	28
Rated impulse voltage	6KV	
Wire range (AWG/mm ²)	24~10	0.2~4
Connection Capacity		
Max. Solid (mm ²)	6	
Max. Stranded (mm ²)	4	
General Data		
Stripping length (mm)	12	
Insulation material	PA	
T / W (mm)	6.1 / 81	
H / H on TS-35 (mm)	46 / 47.5	
Package	50	
Color	Part number	Package
■	DPP4N-RD	50
■	DPP4N-BL	50
Part number	Package	
DPP4C	50	
DSD01-402N	50	
DSD01-403N	50	
DSD01-404N	50	
DSD01-405N	10	
DSD01-410N	10	
DSD01-420N	10	
	0208-T002	10
	0208-E002	10
	TM53HW	20
	TM-R100	10
	TS-35	20
	TS-35/15	10
0.8 x 4 DNT11-0109		
	Page 190~191	

* Using DSD06-2.5500T Plug-in bridge, the rated current will drop to 17.5A

* Using DSD06-2.5500T Plug-in bridge, the rated current will drop to 17.5A

* Applicable to UL F group 600V

Multi-Level Terminal Blocks with Equipotential Bonder



PID




The PID, DPP..N series allows solid conductor direct insertion without tool for quick connections.

High quality conducting material for low connection resistance and high conducting performance.


The accessories are available for marking and bridging.

DPP..N



DP2.5N-3L		
Rated Data	UL	IEC
Rated Voltage (V)	300	500
Rated Current (A)	20	21
Rated impulse voltage	6KV	
Wire range (AWG/mm ²)	26~12	0.14~2.5
Connection Capacity		
Max. Solid (mm ²)	4	
Max. Stranded (mm ²)	2.5	
General Data		
Stripping length (mm)	10	
Insulation material	PA	
T / W (mm)	5.1 / 102.7	
H / H on TS-35 (mm)	57 / 58.5	
Package	100	

Color	Part number	Package
■	DP2.5N-3L-RD	50
■	DP2.5N-3L-BL	50
Part number	Package	
DP2.5C-3L	20	
DSD01-2.502N	50	
DSD01-2.503N	50	
DSD01-2.504N	50	
DSD01-2.505N	10	
DSD01-2.510N	10	
DSD01-2.520N	10	
DSD06-2.5500T	1	
MKP-503	50	
0208-T001	10	
0208-E001	10	
TM52HW	20	
TM-R100	10	
TS-35	20	
TS-35/15	10	
0.6 x 3.5 DNT11-0107		
Page 190~191		



DPP2.5N-LXX *		
Rated Data	UL	IEC
Rated Voltage (V)	300	500
Rated Current (A)	20	22
Rated impulse voltage	6KV	
Wire range (AWG/mm ²)	26~12	0.14~2.5
Connection Capacity		
Max. Solid (mm ²)	4	
Max. Stranded (mm ²)	2.5	
General Data		
Stripping length (mm)	10	
Insulation material	PA	
T / W (mm)	5.1 / 69	
H / H on TS-35 (mm)	46 / 47.5	
Package	10	

Color	Part number	Package
■	DPP2.5C	50
■	DSD01-2.502N	50
■	DSD01-2.503N	50
■	DSD01-2.504N	50
■	DSD01-2.505N	10
■	DSD01-2.510N	10
■	DSD01-2.520N	10
■	DSD06-2.5500T	1
■	MKP-502	50
■	0208-T001	10
■	0208-E001	10
■	TM52HW	20
■	TM-R100	10
■	TS-35	20
■	TS-35/15	10
■	0.6 x 3.5 DNT11-0107	
■	Page 190~191	

* Using DSD06-2.5500T Plug-in bridge, the rated current will drop to 17.5A

* Using DSD06-2.5500T Plug-in bridge, the rated current will drop to 17.5A

*DPP2.5N-LXX with LED display.

Part number	LED	Voltage
DPP2.5N-L24	with LED light	24V
DPP2.5N-L110	with LED light	110V
DPP2.5N-L220	with LED light	220V

Accessories

End cover	
Plug-in bridge	
2	
3	
4	
5	
10	
20	
Plug-in bridge 500	
Marking block	
Test plug	
Spacer	
Marking label	
Continuous flat marking label	
DIN rail	
Tool (mm)	
Ferrule	

PID



The PID, DPP...N-PV is a multi-Level Terminal Block with bounded potentials. With the support of plug-in bridge, the product enables potential distribution in 1 terminal block within limited space.


This product is commonly applied for machine control, actuators and related application.

DPP..N-PV

Multi-Level Terminal Blocks with Equipotential Bonder




Push-In Design



DPP1.5N-PV		
Rated Data	UL	IEC
Rated Voltage (V)	300	500
Rated Current (A)	15	17.5
Rated impulse voltage	6KV	
Wire range (AWG/mm ²)	26~14	0.14~1.5
Connection Capacity		
Max. Solid (mm ²)	1.5	
Max. Stranded (mm ²)	1.5	
General Data		
Stripping length (mm)	8	
Insulation material	PA	
T / W (mm)	3.5 / 69	
H / H on TS-35 (mm)	41.2 / 42.7	
Package	100	


Color	Part number	Package
■	DPP1.5N-PV-RD	100
■	DPP1.5N-PV-BL	100
Part number	Package	
DPP1.5C	50	
DSD03-1.502	50	
DSD03-1.503	50	
DSD03-1.504	50	
DSD03-1.505	10	
DSD03-1.510	10	
DSD03-1.520	10	
DSD06-2.5500T	1	
MKP-502	50	
0208-T004	10	
0208-E004	10	
TM51HW	20	
TM-R100	10	
TS-35	20	
TS-35/15	10	
0.4 x 2.5 DNT11-0102		
Page 190~191		



DPP2.5N-PV		
Rated Data	UL	IEC
Rated Voltage (V)	300	500
Rated Current (A)	20	22
Rated impulse voltage	6KV	
Wire range (AWG/mm ²)	26~12	0.14~2.5
Connection Capacity		
Max. Solid (mm ²)	4	
Max. Stranded (mm ²)	2.5	
General Data		
Stripping length (mm)	10	
Insulation material	PA	
T / W (mm)	5.1 / 69.2	
H / H on TS-35 (mm)	46 / 47.5	
Package	100	


Color	Part number	Package
■	DPP2.5N-PV-RD	100
■	DPP2.5N-PV-BL	100
Part number	Package	
DPP2.5C	50	
DSD01-2.502N	50	
DSD01-2.503N	50	
DSD01-2.504N	50	
DSD01-2.505N	10	
DSD01-2.510N	10	
DSD01-2.520N	10	
DSD06-2.5500T	1	
MKP-502	50	
0208-T001	10	
0208-E001	10	
TM52HW	20	
TM-R100	10	
TS-35	20	
TS-35/15	10	
0.6 x 3.5 DNT11-0107		
Page 190~191		

* Using DSD06-2.5500T Plug-in bridge, the rated current will drop to 17.5A



DPP4N-PV		
Rated Data	UL	IEC
Rated Voltage (V)	300	500
Rated Current (A)	30	28
Rated impulse voltage	6KV	
Wire range (AWG/mm ²)	24~10	0.2~4
Connection Capacity		
Max. Solid (mm ²)	6	
Max. Stranded (mm ²)	4	
General Data		
Stripping length (mm)	12	
Insulation material	PA	
T / W (mm)	6.1 / 81	
H / H on TS-35 (mm)	46 / 47.5	
Package	50	

Color	Part number	Package
■	DPP4N-PV-RD	50
■	DPP4N-PV-BL	50
Part number	Package	
DPP4C	50	
DSD01-402N	50	
DSD01-403N	50	
DSD01-404N	50	
DSD01-405N	10	
DSD01-410N	10	
DSD01-420N	10	
DSD06-2.5500T	1	
MKP-503	50	
0208-T002	10	
0208-E002	10	
TM53HW	20	
TM-R100	10	
TS-35	20	
TS-35/15	10	
0.8 x 4 DNT11-0109		
Page 190~191		



DP2.5N-3L-PV		
Rated Data	UL	IEC
Rated Voltage (V)	300	500
Rated Current (A)	20	21
Rated impulse voltage	6KV	
Wire range (AWG/mm ²)	26~12	0.14~2.5
Connection Capacity		
Max. Solid (mm ²)	4	
Max. Stranded (mm ²)	2.5	
General Data		
Stripping length (mm)	10	
Insulation material	PA	
T / W (mm)	5.1 / 102.7	
H / H on TS-35 (mm)	57 / 58.5	
Package	50	

Color	Part number	Package
■	DP2.5N-3L-PV-RD	50
■	DP2.5N-3L-PV-BL	50
Part number	Package	
DP2.5C-3L	20	
DSD01-2.502N	50	
DSD01-2.503N	50	
DSD01-2.504N	50	
DSD01-2.505N	10	
DSD01-2.510N	10	
DSD01-2.520N	10	
DSD06-2.5500T	1	
MKP-503	50	
0208-T001	10	
0208-E001	10	
TM52HW	20	
TM-R100	10	
TS-35	20	
TS-35/15	10	
0.6 x 3.5 DNT11-0107		
Page 190~191		

* Using DSD06-2.5500T Plug-in bridge, the rated current will drop to 17.5A

Multi-Level Terminal Blocks with PE Foot




DPP..N-L2PE is a 3 level terminal block with 2 bounded potential levels and 1 grounding level enabling a space saving solution for 3 phased wire within limited space. This product is commonly applied in motor and actuator wiring establishing 2 or 3 phase loaded connectivity.

DP..N-L2PE


Accessories

- End cover
- Plug-in bridge
- 2
- 3
- 4
- 5
- 10
- 20
- Plug-in bridge 500
- Marking block
- Test plug
- Spacer
- Marking label (Center / Outer)
- Continuous flat marking label (Center / Outer)
- DIN rail
- Tool (mm)
- Ferrule



DPP1.5N-L2PE		
Rated Data	UL	IEC
Rated Voltage (V)	300	500
Rated Current (A)	15	17.5
Rated impulse voltage	6KV	
Wire range (AWG/mm ²)	26~14	0.14~1.5
Connection Capacity		
Max. Solid (mm ²)	1.5	
Max. Stranded (mm ²)	1.5	
General Data		
Stripping length (mm)	8	
Insulation material	PA	
T / W (mm)	3.5 / 69	
H / H on TS-35 (mm)	41.2 / 42.7	
Package	50	


Part number	Package
DPP1.5C	50
DSD03-1.502	50
DSD03-1.503	50
DSD03-1.504	50
DSD03-1.505	10
DSD03-1.510	10
DSD03-1.520	10
DSD06-2.5500T 1	
MKP-502 50	
0208-T004	10
0208-E004	10
- / TM51HW	20
- / TM-R100	10
TS-35	20
TS-35/15	10
0.4 x 2.5 DNT11-0102	
Page 190~191	



DPP2.5N-L2PE		
Rated Data	UL	IEC
Rated Voltage (V)	300	500
Rated Current (A)	20	22
Rated impulse voltage	6KV	
Wire range (AWG/mm ²)	26~12	0.14~2.5
Connection Capacity		
Max. Solid (mm ²)	4	
Max. Stranded (mm ²)	2.5	
General Data		
Stripping length (mm)	10	
Insulation material	PA	
T / W (mm)	5.1 / 69.2	
H / H on TS-35 (mm)	46 / 47.5	
Package	50	

Part number	Package
DPP2.5C	50
DSD01-2.502N	50
DSD01-2.503N	50
DSD01-2.504N	50
DSD01-2.505N	10
DSD01-2.510N	10
DSD01-2.520N	10
DSD06-2.5500T 1	
MKP-502 50	
0208-T001	10
0208-E001	10
- / TM52HW	20
- / TM-R100	10
TS-35	20
TS-35/15	10
0.6 x 3.5 DNT11-0107	
Page 190~191	


* Using DSD06-2.5500T Plug-in bridge, the rated current will drop to 17.5A



DPP4N-L2PE		
Rated Data	UL	IEC
Rated Voltage (V)	300	500
Rated Current (A)	30	28
Rated impulse voltage	6KV	
Wire range (AWG/mm ²)	24~10	0.2~4
Connection Capacity		
Max. Solid (mm ²)	6	
Max. Stranded (mm ²)	4	
General Data		
Stripping length (mm)	12	
Insulation material	PA	
T / W (mm)	6.1 / 81	
H / H on TS-35 (mm)	46 / 47.5	
Package	50	

Part number	Package
DPP4C	50
DSD01-402N	50
DSD01-403N	50
DSD01-404N	50
DSD01-405N	10
DSD01-410N	10
DSD01-420N	10
DSD06-2.5500T 1	
MKP-503 50	
0208-T002	10
0208-E002	10
- / TM53HW	20
- / TM-R100	10
TS-35	20
TS-35/15	10
0.8 x 4 DNT11-0109	
Page 190~191	


Multi-Level Terminal Blocks with PE Foot



DP2.5N-3L-L3PE		
Rated Data	UL	IEC
Rated Voltage (V)	300	500
Rated Current (A)	20	20
Rated impulse voltage	6KV	
Wire range (AWG/mm ²)	26~12	0.14~2.5
Connection Capacity		
Max. Solid (mm ²)	4	
Max. Stranded (mm ²)	2.5	
General Data		
Stripping length (mm)	10	
Insulation material	PA	
T / W (mm)	5.1 / 102.7	
H / H on TS-35 (mm)	57 / 58.5	
Package	20	

Part number	Package
DP2.5C-3L	20
DSD01-2.502N	50
DSD01-2.503N	50
DSD01-2.504N	50
DSD01-2.505N	10
DSD01-2.510N	10
DSD01-2.520N	10
DSD06-2.5500T 1	
MKP-503 50	
0208-T001	10
0208-E001	10
- / TM52HW	20
- / TM-R100	10
TS-35	20
TS-35/15	10
0.6 x 3.5 DNT11-0107	
Page 190~191	


* Using DSD06-2.5500T Plug-in bridge, the rated current will drop to 17.5A



DP2.5N-3L-SPE		
Rated Data	UL	IEC
Rated Voltage (V)	600	800
Rated Current (A)	20	24
Rated impulse voltage	8KV	
Wire range (AWG/mm ²)	26~12	0.14~2.5
Connection Capacity		
Max. Solid (mm ²)	4	
Max. Stranded (mm ²)	2.5	
General Data		
Stripping length (mm)	10	
Insulation material	PA	
T / W (mm)	5.1 / 98.3	
H / H on TS-35 (mm)	91.1 / 92.6	
Package	50	

Part number	Package
DP2.5C-3L-SPE	10
DSD01-2.502N	50
DSD01-2.503N	50
DSD01-2.504N	50
DSD01-2.505N	10
DSD01-2.510N	10
DSD01-2.520N	10
DSD06-2.5500T 1	
MKP-503 50	
0208-T001	10
0208-E001	10
TM57HW / TM52HW	20
TM-R200 / TM-R100	10
TS-35	20
TS-35/15	10
0.6 x 3.5 DNT11-0107	
Page 190~191	


* Using DSD06-2.5500T Plug-in bridge, the rated current will drop to 17.5A



DP4N-3L-SPE		
Rated Data	UL	IEC
Rated Voltage (V)	600	800
Rated Current (A)	30	32
Rated impulse voltage	8KV	
Wire range (AWG/mm ²)	24~10	0.2~4
Connection Capacity		
Max. Solid (mm ²)	6	
Max. Stranded (mm ²)	4	
General Data		
Stripping length (mm)	10	
Insulation material	PA	
T / W (mm)	6.1 / 105.5	
H / H on TS-35 (mm)	95.4 / 96.9	
Package	50	

Part number	Package
DP4C-3L-SPE	10
DSD01-402N	50
DSD01-403N	50
DSD01-404N	50
DSD01-405N	10
DSD01-410N	10
DSD01-420N	10
DSD06-2.5500T 1	
MKP-503 50	
0208-T002	10
0208-E002	10
TM58HW / TM53HW	20
TM-R200 / TM-R100	10
TS-35	20
TS-35/15	10
0.8 x 4 DNT11-0109	
Page 190~191	

* Using DSD06-2.5500T Plug-in bridge, the rated current will drop to 17.5A



DP4N-3L-SPE		
Rated Data	UL	IEC
Rated Voltage (V)	600	800
Rated Current (A)	30	32
Rated impulse voltage	8KV	
Wire range (AWG/mm ²)	24~10	0.2~4
Connection Capacity		
Max. Solid (mm ²)	6	
Max. Stranded (mm ²)	4	
General Data		
Stripping length (mm)	10	
Insulation material	PA	
T / W (mm)	6.1 / 105.5	
H / H on TS-35 (mm)	95.4 / 96.9	
Package	50	

Part number	Package
DP4C-3L-SPE	10
DSD01-402N	50
DSD01-403N	50
DSD01-404N	50
DSD01-405N	10
DSD01-410N	10
DSD01-420N	10
DSD06-2.5500T 1	
MKP-503 50	
0208-T002	10
0208-E002	10
TM58HW / TM53HW	20
TM-R200 / TM-R100	10
TS-35	20
TS-35/15	10
0.8 x 4 DNT11-0109	
Page 190~191	

* Using DSD06-2.5500T Plug-in bridge, the rated current will drop to 17.5A

Multi-Level Grounding Terminal Blocks



PID

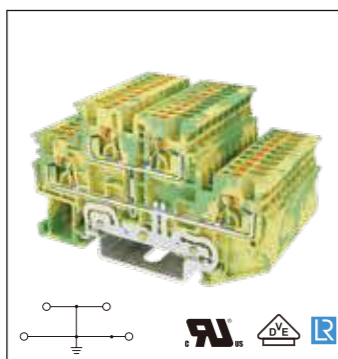


DPP..N-PE is a double layer grounding terminal block with the same dimensions as the DPP..N series, and fully compliant to IEC 60947-7-2. This series supports both the mechanical and the electrical functions of a PCTB by using it as a ground (PE) busbar.


DPP..N-PE

Accessories


- End cover
- Marking block
- Test plug
- Spacer
- Marking label
- Continuous flat marking label
- DIN rail
- Tool (mm)
- Ferrule



DPP1.5N-PE		
Rated Data	UL	IEC
Rated Voltage (V)	300	500
Rated Current (A)		
Rated impulse voltage		6KV
Wire range (AWG/mm ²)	26~14	0.14~1.5
Connection Capacity		
Max. Solid (mm ²)		1.5
Max. Stranded (mm ²)		1.5
General Data		
Stripping length (mm)		8
Insulation material		PA
T / W (mm)		3.5 / 69
H / H on TS-35 (mm)		41.2 / 42.7
Package		50
Part number	Package	
DPP1.5C	50	
0208-T004	10	
0208-E004	10	
TM51HW	20	
TM-R100	10	
TS-35	20	
TS-35/15	10	
0.4 x 2.5 DNT11-0102		
Page 190~191		




DPP2.5N-PE		
Rated Data	UL	IEC
Rated Voltage (V)	300	500
Rated Current (A)		
Rated impulse voltage		6KV
Wire range (AWG/mm ²)	26~12	0.14~2.5
Connection Capacity		
Max. Solid (mm ²)		4
Max. Stranded (mm ²)		2.5
General Data		
Stripping length (mm)		10
Insulation material		PA
T / W (mm)		5.1 / 69
H / H on TS-35 (mm)		46 / 47.5
Package		50
Part number	Package	
DPP2.5C	50	
MKP-502	50	
0208-T001	10	
0208-E001	10	
TM52HW	20	
TM-R100	10	
TS-35	20	
TS-35/15	10	
0.6 x 3.5 DNT11-0107		
Page 190~191		



DPP4N-PE		
Rated Data	UL	IEC
Rated Voltage (V)	300	500
Rated Current (A)		
Rated impulse voltage		6KV
Wire range (AWG/mm ²)	24~10	0.2~4
Connection Capacity		
Max. Solid (mm ²)		6
Max. Stranded (mm ²)		4
General Data		
Stripping length (mm)		12
Insulation material		PA
T / W (mm)		6.1 / 81
H / H on TS-35 (mm)		46.5 / 47.5
Package		50
Part number	Package	
DPP4C	50	
0208-T002	10	
0208-E002	10	
TM53HW	20	
TM-R100	10	
TS-35	20	
TS-35/15	10	
0.8 x 4 DNT11-0109		
Page 190~191		


Multi-Level Grounding Terminal Blocks




DP2.5N-3L-PE		
Rated Data	UL	IEC
Rated Voltage (V)	300	500
Rated Current (A)		
Rated impulse voltage		6KV
Wire range (AWG/mm ²)	26~12	0.14~2.5
Connection Capacity		
Max. Solid (mm ²)		4
Max. Stranded (mm ²)		2.5
General Data		
Stripping length (mm)		10
Insulation material		PA
T / W (mm)		5.1 / 102.7
H / H on TS-35 (mm)		57.5 / 58.5
Package		50
Part number	Package	
DP2.5C-3L	20	
MKP-503	50	
0208-T001	10	
0208-E001	10	
TM52HW	20	
TM-R100	10	
TS-35	20	
TS-35/15	10	
0.6 x 3.5 DNT11-0107		
Page 190~191		



Rated Data	UL	IEC
Rated Voltage (V)		
Rated Current (A)		
Rated impulse voltage		
Wire range (AWG/mm ²)		
Connection Capacity		
Max. Solid (mm ²)		
Max. Stranded (mm ²)		
General Data		
Stripping length (mm)		
Insulation material		
T / W (mm)		
H / H on TS-35 (mm)		
Package		
Part number	Package	



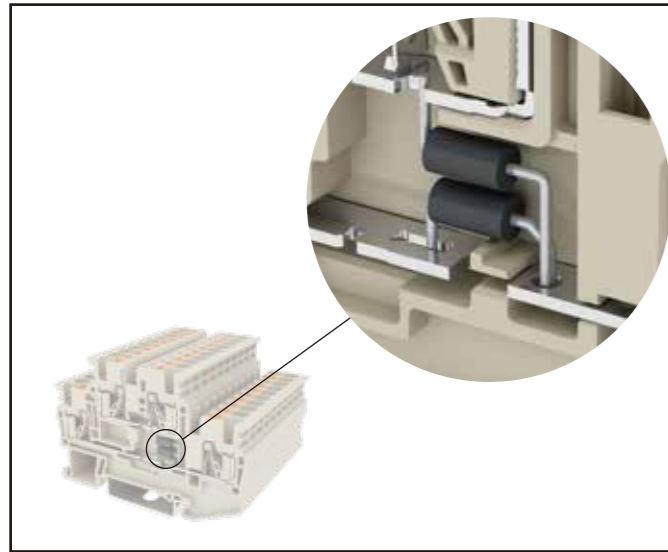
Rated Data	UL	IEC
Rated Voltage (V)		
Rated Current (A)		
Rated impulse voltage		
Wire range (AWG/mm ²)		
Connection Capacity		
Max. Solid (mm ²)		
Max. Stranded (mm ²)		
General Data		
Stripping length (mm)		
Insulation material		
T / W (mm)		
H / H on TS-35 (mm)		
Package		
Part number	Package	




Rated Data	UL	IEC
Rated Voltage (V)		
Rated Current (A)		
Rated impulse voltage		
Wire range (AWG/mm ²)		
Connection Capacity		
Max. Solid (mm ²)		
Max. Stranded (mm ²)		
General Data		
Stripping length (mm)		
Insulation material		
T / W (mm)		
H / H on TS-35 (mm)		
Package		
Part number	Package	

Push-In Design

Bi-Level Diode Terminal Blocks



Supporting Electronic Component



Push-in Design reduces time consumed for wiring

PID




The DPP2.5N-D series are commonly applied in switching tasks. The product supports diodes in a 2-level structure to establish circuit allocation in flexible directions needed.

DPP2.5N-D..

Accessories


End cover	
Plug-in bridge	
2	
3	
4	
5	
10	
20	
Plug-in bridge 500	
Marking block	
Test plug	
Spacer	
Marking label	
Continuous flat marking label	
DIN rail	
Tool (mm)	
Ferrule	



DPP2.5N-D01		
Rated Data	UL	IEC
Rated Voltage (V)	300	500
Rated Current (A)	0.5	0.5
Rated impulse voltage	6KV	
Wire range (AWG/mm ²)	26~12	0.14~2.5
Connection Capacity		
Max. Solid (mm ²)	4	
Max. Stranded (mm ²)	2.5	
General Data		
Stripping length (mm)	10	
Insulation material	PA	
T / W (mm)	5.1 / 69	
H / H on TS-35 (mm)	47.5 / 55	
Package	20	


Part number	Package
DPP2.5C	50
DSD01-2.502N	50
DSD01-2.503N	50
DSD01-2.504N	50
DSD01-2.505N	10
DSD01-2.510N	10
DSD01-2.520N	10
DSD06-2.5500T	1
MKP-502	50
0208-T001	10
0208-E001	10
TM52HW	20
TM-R100	10
TS-35	20
TS-35/15	10
0.6 x 3.5 DNT11-0107	
Page 190~191	

Bi-Level Diode Terminal Blocks




DPP2.5N-D02		
Rated Data	UL	IEC
Rated Voltage (V)	300	500
Rated Current (A)	0.5	0.5
Rated impulse voltage	6KV	
Wire range (AWG/mm ²)	26~12	0.14~2.5
Connection Capacity		
Max. Solid (mm ²)	4	
Max. Stranded (mm ²)	2.5	
General Data		
Stripping length (mm)	10	
Insulation material	PA	
T / W (mm)	5.1 / 69	
H / H on TS-35 (mm)	47.5 / 55	
Package	20	

Part number	Package
DPP2.5C	50
DSD01-2.502N	50
DSD01-2.503N	50
DSD01-2.504N	50
DSD01-2.505N	10
DSD01-2.510N	10
DSD01-2.520N	10
DSD06-2.5500T	1
MKP-502	50
0208-T001	10
0208-E001	10
TM52HW	20
TM-R100	10
TS-35	20
TS-35/15	10
0.6 x 3.5 DNT11-0107	
Page 190~191	



DPP2.5N-D03		
Rated Data	UL	IEC
Rated Voltage (V)	300	500
Rated Current (A)	0.5	0.5
Rated impulse voltage	6KV	
Wire range (AWG/mm ²)	26~12	0.14~2.5
Connection Capacity		
Max. Solid (mm ²)	4	
Max. Stranded (mm ²)	2.5	
General Data		
Stripping length (mm)	10	
Insulation material	PA	
T / W (mm)	5.1 / 69	
H / H on TS-35 (mm)	47.5 / 55	
Package	20	

Part number	Package
DPP2.5C	50
DSD01-2.502N	50
DSD01-2.503N	50
DSD01-2.504N	50
DSD01-2.505N	10
DSD01-2.510N	10
DSD01-2.520N	10
DSD06-2.5500T	1
MKP-502	50
0208-T001	10
0208-E001	10
TM52HW	20
TM-R100	10
TS-35	20
TS-35/15	10
0.6 x 3.5 DNT11-0107	
Page 190~191	



DPP2.5N-D04		
Rated Data	UL	IEC
Rated Voltage (V)	300	500
Rated Current (A)	0.5	0.5
Rated impulse voltage	6KV	
Wire range (AWG/mm ²)	26~12	0.14~2.5
Connection Capacity		
Max. Solid (mm ²)	4	
Max. Stranded (mm ²)	2.5	
General Data		
Stripping length (mm)	10	
Insulation material	PA	
T / W (mm)	5.1 / 69	
H / H on TS-35 (mm)	47.5 / 55	
Package	20	

Part number	Package
DPP2.5C	50
DSD01-2.502N	50
DSD01-2.503N	50
DSD01-2.504N	50
DSD01-2.505N	10
DSD01-2.510N	10
DSD01-2.520N	10
DSD06-2.5500T	1
MKP-502	50
0208-T001	10
0208-E001	10
TM52HW	20
TM-R100	10
TS-35	20
TS-35/15	10
0.6 x 3.5 DNT11-0107	
Page 190~191	



Rated Data	UL	IEC
Rated Voltage (V)		
Rated Current (A)		
Rated impulse voltage		
Wire range (AWG/mm ²)		
Connection Capacity		
Max. Solid (mm ²)		
Max. Stranded (mm ²)		
General Data		
Stripping length (mm)		
Insulation material		
T / W (mm)		
H / H on TS-35 (mm)		
Package		

Part number	Package
DPP2.5C	50
DSD01-2.502N	50
DSD01-2.503N	50
DSD01-2.504N	50
DSD01-2.505N	10
DSD01-2.510N	10
DSD01-2.520N	10
DSD06-2.5500T	1
MKP-502	50
0208-T001	10
0208-E001	10
TM52HW	20
TM-R100	10
TS-35	20
TS-35/15	10
0.6 x 3.5 DNT11-0107	
Page 190~191	


Push-In Design

Potential distribution Terminal Blocks Introduction

DKD and DPD series provide multi-point potential distribution, which can be used in power cord management and configuration.

The input terminal of DKD series adopts screw-type wiring structure. The screw connection structure is vibration-resistant, anti-loosening, and features of a large contact area, which is more stable in power transmission. The output terminal adopts PID structure, which can be wired by solid wire or ferruled wire directly without tools. PID connection structure can quickly connect wires and greatly reduce the wiring time.

Both input and output terminals of DPD series are PID structure, which makes DPD series be wired easily and operated conveniently. The DPD6 of this series features of a high-density multi-layer design, which can be used in limited spaces.



The input terminals of DKD35, DPD10 and DPD16 series provide current from 60A to 120A, which output terminals provides 4 to 12 connection points to meet the needs of various potential distributions. In addition, these series offer in different colors to distinguish the application.

The connection number is originally 28 points, which can be expanded to more than 80 points by using the insertion bridges. In addition, red and blue terminal blocks are available to intuitively identify the positive and negative electricity and reduce the errors of manual wiring.

Both DKD & DPD series are able to be equipped with continuous flat marking labels in different colors which are easy to install and make the terminal block clear and identifiable. The marking system makes terminal blocks easier to identify and install, save the operation time when wiring.

Potential distribution Terminal Blocks



The DPD6-P series are designed for multi-potential distribution. The products support 28 contact points enables a space-saving potential distribution. Equipotential can be established by jumper bars.

DPD..P..

Accessories



End cover	
Plug-in bridge	
Continuous flat marking label	
DIN rail	
Tool (mm)	
Ferrule	



DPD6-P001		
Input Rated Data	UL	IEC
Rated Voltage (V)	300	250
Rated Current (A)	25	32
Rated impulse voltage	4KV	
Wire range (AWG/mm ²)	24~10	0.2~6
Stripping length (mm)	14~15	
Output Rated Data		
Rated Voltage (V)	300	250
Rated Current (A)	15	17.5
Rated impulse voltage	4KV	
Wire range (AWG/mm ²)	26~14	0.14~2.5
Stripping length (mm)	10~11	
General Data		
Insulation material	PA	
T / W (mm)	8.3 / 100	
H / H on TS-35 (mm)	86 / 87.5	
Package	20	
Color	Part number	Package
■	DPD6-P001-RD	20
■	DPD6-P001-BL	20
Part number		Package
DPD6C		5
DPD6C-38		5
DPD6C-83		5
DSD03-M1XXX		
TM-R200		10
TS-35		20
TS-35/15		10
0.4 x 2.5 DNT11-0102		
0.8 x 4 DNT11-0109		
Page 190~191		

DPD6-P002		
Input Rated Data	UL	IEC
Rated Voltage (V)		
Rated Current (A)		
Rated impulse voltage		
Wire range (AWG/mm ²)		
Stripping length (mm)		
Output Rated Data		
Rated Voltage (V)	300	250
Rated Current (A)	15	17.5
Rated impulse voltage	4KV	
Wire range (AWG/mm ²)	26~14	0.14~2.5
Stripping length (mm)	10~11	
General Data		
Insulation material	PA	
T / W (mm)	8.3 / 100	
H / H on TS-35 (mm)	86 / 87.5	
Package	20	
Color	Part number	Package
■	DPD6-P002-RD	20
■	DPD6-P002-BL	20
Part number		Package
DPD6C		5
DPD6C-38		5
DPD6C-83		5
DSD03-M1XXX		
TM-R200		10
TS-35		20
TS-35/15		10
0.4 x 2.5 DNT11-0102		
Page 190~191		

DPD6C	
Continuous Flat Marking Label	TM-R102
DPD6C-38	
Continuous Flat Marking Label	TM-R102
DPD6C-83	
Continuous Flat Marking Label	TM-R100



DSD03-M1XXX		
Length	Part Number	Package
50mm	DSD03-M1050	20
500mm	DSD03-M1500	5

Potential distribution Terminal Blocks



PID




The DPD, DPHD and DKD series are designed for multi-potential distribution. The products support 4 to 16 contact points enables a space-saving potential distribution. Equipotential can be established by jumper bars.

DPD..-P..
DKD..-P..

Accessories


Plug-in bridge	
Plug-in bridge 500	
Reducing bridge	
Test plug	
Spacer	
Marking label	
Continuous flat marking label	
DIN rail	
Tool (mm)	
Ferrule	



DPD10-P001		
Input Rated Data	UL	IEC
Rated Voltage (V)	600	1000
Rated Current (A)	50	57
Rated impulse voltage	8KV	
Wire range (AWG/mm ²)	20~6	0.5~10
Stripping length (mm)	17~18	
Output Rated Data		
Rated Voltage (V)	600	1000
Rated Current (A)	10	17.5
Rated impulse voltage	8KV	
Wire range (AWG/mm ²)	26~14	0.14~1.5
Stripping length (mm)	7~8	
General Data		
Insulation material	PA	
T / W (mm)	15.3 / 100	
H / H on TS-35 (mm)	48.5 / 50	
Package	10	

Color	Part number	Package
Red	DPD10-P001-RD	10
Blue	DPD10-P001-BL	10
Green	DPD10-P001-WPE	10


Part number	Package
DSD01-2.502N	50
DSD01-2.503N	50
DSD01-2.504N	50
DSD01-2.505N	10
DSD01-2.510N	10
DSD01-2.520N	10
DSD06-2.5500T	1
DSD03-1.5/2.5	10
DSD03-2.5/4	10
DSD03-2.5/6	10
DSD03-2.5/10	10
DSD03-2.5/16	10
0208-T001	10
0208-E001	10
TM54HW	20
TM-R100	10
TS-35	20
TS-35/15	10
0.4 x 2.5 DNT11-0102	
1.0 x 5.5 DNT11-0111	
Page 190~191	



DKD10-P001		
Input Rated Data	UL	IEC
Rated Voltage (V)	600	1000
Rated Current (A)	60	57
Rated impulse voltage	8KV	
Wire range (AWG/mm ²)	20~6	0.5~10
Stripping length (mm)	12~14	
Output Rated Data		
Rated Voltage (V)	600	1000
Rated Current (A)	20	24
Rated impulse voltage	8KV	
Wire range (AWG/mm ²)	26~12	0.14~2.5
Stripping length (mm)	9~10	
General Data		
Insulation material	PA	
T / W (mm)	10.2 / 65.4	
H / H on TS-35 (mm)	35.8 / 37.3	
Package	10	

Color	Part number	Package
Red	DKD10-P001-RD	10
Blue	DKD10-P001-BL	10
Green	DKD10-P001-WPE	10

Part number	Package
DSD01-2.502N	50
DSD01-2.503N	50
DSD01-2.504N	50
DSD01-2.505N	10
DSD01-2.510N	10
DSD01-2.520N	10
DSD06-2.5500T	1
DSD03-1.5/2.5	10
DSD03-2.5/4	10
DSD03-2.5/6	10
DSD03-2.5/10	10
DSD03-2.5/16	10
0208-T001	10
0208-E001	10
TM55HW	20
TM-R100	10
TS-35	20
TS-35/15	10
0.6 x 3.5 DNT11-0107	
#1/5.0 DNT11-0202	
Page 190~191	



DPHD10-P001		
Input Rated Data	UL	IEC
Rated Voltage (V)	600	1000
Rated Current (A)	60	57
Rated impulse voltage	8KV	
Wire range (AWG/mm ²)	20~6	0.5~10
Stripping length (mm)	17~18	
Output Rated Data		
Rated Voltage (V)	600	1000
Rated Current (A)	20	24
Rated impulse voltage	8KV	
Wire range (AWG/mm ²)	26~12	0.14~2.5
Stripping length (mm)	9~10	
General Data		
Insulation material	PA	
T / W (mm)	10.2 / 79.8	
H / H on TS-35 (mm)	41.5 / 43	
Package	10	

Color	Part number	Package
Red	DPHD10-P001-RD	10
Blue	DPHD10-P001-BL	10
Green	DPHD10-P001-WPE	10

Part number	Package
DSD01-2.502N	50
DSD01-2.503N	50
DSD01-2.504N	50
DSD01-2.505N	10
DSD01-2.510N	10
DSD01-2.520N	10
DSD06-2.5500T	1
DSD03-1.5/2.5	10
DSD03-2.5/4	10
DSD03-2.5/6	10
DSD03-2.5/10	10
DSD03-2.5/16	10
0208-T001	10
0208-E001	10
TM55HW	20
TM-R100	10
TS-35	20
TS-35/15	10
0.6 x 3.5 DNT11-0107	
Page 190~191	

* Using DSD06-2.5500T Plug-in bridge, the rated current will drop to 17.5A


* Using DSD06-2.5500T Plug-in bridge, the rated current will drop to 17.5A

* Using DSD06-2.5500T Plug-in bridge, the rated current will drop to 17.5A

Potential distribution Terminal Blocks



Push-In Design




DPD16-P001		
Input Rated Data	UL	IEC
Rated Voltage (V)	800	1000
Rated Current (A)	80	76
Rated impulse voltage	8KV	
Wire range (AWG/mm ²)	20~4	0.5~16
Stripping length (mm)	17~18	
Output Rated Data		
Rated Voltage (V)	800	1000
Rated Current (A)	20	24
Rated impulse voltage	8KV	
Wire range (AWG/mm ²)	26~12	0.14~2.5
Stripping length (mm)	9~10	
General Data		
Insulation material	PA	
T / W (mm)	15.3 / 106	
H / H on TS-35 (mm)	51.5 / 53	
Package	10	

Color	Part number	Package
Red	DPD16-P001-RD	10
Blue	DPD16-P001-BL	10
Green	DPD16-P001-WPE	10

Part number	Package
DSD01-2.502N	50
DSD01-2.503N	50
DSD01-2.504N	50
DSD01-2.505N	10
DSD01-2.510N	10
DSD01-2.520N	10
DSD06-2.5500T	1
DSD03-1.5/2.5	10
DSD03-2.5/4	10
DSD03-2.5/6	10
DSD03-2.5/10	10
DSD03-2.5/16	10
0208-T001	10
0208-E001	10
TM54HW	20
TM-R100	10
TS-35	20
TS-35/15	10
0.6 x 3.5 DNT11-0107	
1.0 x 5.5 DNT11-0111	
Page 190~191	


* Using DSD06-2.5500T Plug-in bridge, the rated current will drop to 17.5A



DKD35-P001		
Input Rated Data	UL	IEC
Rated Voltage (V)	600	1000
Rated Current (A)	102	105
Rated impulse voltage	8KV	
Wire range (AWG/mm ²)	12~1/0	1.5~35
Stripping length (mm)	14~16	
Output 1 / Output 2 Rated Data		
Rated Voltage (V)	600/600	1000/1000
Rated Current (A)	40/20	41/24
Rated impulse voltage	8/8KV	
Wire range (AWG/mm ²)	20~8 26~12	0.5~6 0.14~2.5
Stripping length (mm)	11~12 / 9~10	
General Data		
Insulation material	PA	
T / W (mm)	16 / 108	
H / H on TS-35 (mm)	47 / 48.5	
Package	10	

Color	Part number	Package
Red	DKD35-P001-RD	10
Blue	DKD35-P001-BL	10
Green	DKD35-P001-WPE	10


Part number	Package
DSD01-602N	50
DSD01-603N	50
DSD01-604N	50
DSD01-605N	10
DSD01-610N	10
DSD03-2.5/6	10
DSD03-4/6	10
DSD03-6/16	10
0208-T003	10
0208-E003	10
TM54HW	20
TM-R100	10
TS-35	20
TS-35/15	10
0.6 x 3.5 DNT11-0107	
1.0 x 5.5 DNT11-0111	
Page 190~191	



DKD35-P002		
Input Rated Data	UL	IEC
Rated Voltage (V)	600	1000
Rated Current (A)	102	105
Rated impulse voltage	8KV	
Wire range (AWG/mm ²)	12~1/0	1.5~35
Stripping length (mm)	14~16	
Output Rated Data		
Rated Voltage (V)	600	1000
Rated Current (A)	20	24
Rated impulse voltage	8KV	
Wire range (AWG/mm ²)	26~12	0.14~2.5
Stripping length (mm)	9~10	
General Data		
Insulation material	PA	
T / W (mm)	16 / 108	
H / H on TS-35 (mm)	47 / 48.5	
Package	10	

Color	Part number	Package
Red	DKD35-P002-RD	10
Blue	DKD35-P002-BL	10
Green	DKD35-P002-WPE	10

Part number	Package
DSD01-602N	50
DSD01-603N	50
DSD01-604N	50
DSD01-605N	10
DSD01-610N	10
DSD03-2.5/6	10
DSD03-4/6	10
DSD03-6/16	10
0208-T003	10
0208-E003	10
TM54HW	20
TM-R100	10
TS-35	20
TS-35/15	10
0.6 x 3.5 DNT11-0107	
1.0 x 5.5 DNT11-0111	
Page 190~191	



DKD35-P003		
Input Rated Data	UL	IEC
Rated Voltage (V)	600	1000
Rated Current (A)	96	105
Rated impulse voltage	8KV	
Wire range (AWG/mm ²)	12~1/0	1.5~35
Stripping length (mm)	12~13	
Output Rated Data		
Rated Voltage (V)	600	1000
Rated Current (A)	55	57
Rated impulse voltage	8KV	
Wire range (AWG/mm ²)	20~6	0.5~10
Stripping length (mm)	17~18	
General Data		
Insulation material	PA	
T / W (mm)	19.4 / 80	
H / H on TS-35 (mm)	49 / 50.5	
Package	10	


Color	Part number	Package
Red	DKD35-P003-RD	10
Blue	DKD35-P003-BL	10
Green	DKD35-P003-WPE	10

Part number	Package
DSD01-1002N	50
DSD01-1003N	50
DSD01-1004N	50
DSD01-1005N	10
DSD03-2.5/10	10
DSD03-4/10	10
0208-T003	10
0208-E003	10
TM54HW	20
TM-R100	10
TS-35	20
TS-35/15	10
1.0 x 5.5 DNT11-0111	
Page 190~191	

Sensor / Actuator Terminal Blocks



DP2.5SG Product Introduction Series



PID




DP2.5SG is a sensor/actuator terminal block, and when mated with 0207-0100 connectors, it is a modular system of the distribution terminal block with integral cross-connection.

With the rapid growth of the automation industry, sensors for monitoring and measurements have become highly critical. Connecting DP2.5SG with sensor / actuator is able to satisfy the wiring requirements for signal transmission in the industry.

DP2.5SG

Accessories

End cover	
Plug-in bridge	
2	
3	
4	
5	
10	
20	
Plug-in bridge 500	
Test plug	
Spacer	
Marking label	
Continuous flat marking label	
DIN rail	
Tool (mm)	
Ferrule	



DP2.5SG		
Rated Data	UL	IEC
Rated Voltage (V)	600	400
Rated Current (A)	20	24
Rated impulse voltage		8KV
Wire range (AWG/mm ²)	26~12	0.14~2.5
Connection Capacity		
Max. Solid (mm ²)	4	
Max. Stranded (mm ²)	2.5	
General Data		
Stripping length (mm)	10	
Insulation material	PA	
T / W (mm)	5.08 / 68.5	
H / H on TS-35 (mm)	43.5 / 45	
Package	50	
Part number	Package	
DP2.5SGC	10	
DP2.5SGC-PE	10	
DSD01-2.502N	50	
DSD01-2.503N	50	
DSD01-2.504N	50	
DSD01-2.505N	10	
DSD01-2.510N	10	
DSD01-2.520N	10	
DSD06-2.5500T	1	
0208-T001	10	
0208-E001	10	
TM52HW	20	
TM-R100	10	
TS-35	20	
TS-35/15	10	
0.6 x 3.5 DNT11-0107		
Page 190~191		

* Using DSD06-2.5500T Plug-in bridge, the rated current will drop to 17.5A




DP2.5-SG with sensor / actuator is able to satisfy the wiring requirements for signal transmission in the industry.

Sensor / Actuator Terminal Blocks



Push-In Design




DP2.5SG-L24*		
Rated Data	UL	IEC
Rated Voltage (V)	600	24
Rated Current (A)	20	24
Rated impulse voltage		8KV
Wire range (AWG/mm ²)	26~12	0.14~2.5
Connection Capacity		
Max. Solid (mm ²)	4	
Max. Stranded (mm ²)	2.5	
General Data		
Stripping length (mm)	10	
Insulation material	PA	
T / W (mm)	5.08 / 68.5	
H / H on TS-35 (mm)	43.5 / 45	
Package	50	
Part number	Package	
DP2.5SGC	10	
DP2.5SGC-PE	10	
DSD01-2.502N	50	
DSD01-2.503N	50	
DSD01-2.504N	50	
DSD01-2.505N	10	
DSD01-2.510N	10	
DSD01-2.520N	10	
DSD06-2.5500T	1	
0208-T001	10	
0208-E001	10	
TM52HW	20	
TM-R100	10	
TS-35	20	
TS-35/15	10	
0.6 x 3.5 DNT11-0107		
Page 190~191		

* Using DSD06-2.5500T Plug-in bridge, the rated current will drop to 17.5A


*DP2.5SG-L24 with LED display.

Part number	LED	Voltage
DP2.5SG-L24	with LED light	24V



DP2.5SGT		
Rated Data	UL	IEC
Rated Voltage (V)	600	400
Rated Current (A)	20	24
Rated impulse voltage		8KV
Wire range (AWG/mm ²)	26~12	0.14~2.5
Connection Capacity		
Max. Solid (mm ²)	4	
Max. Stranded (mm ²)	2.5	
General Data		
Stripping length (mm)	10	
Insulation material	PA	
T / W (mm)	5.08 / 69.2	
H / H on TS-35 (mm)	43.5 / 45	
Package	50	
Part number	Package	
DP2.5SGC	10	
DP2.5SGC-PE	10	
DSD01-2.502N	50	
DSD01-2.503N	50	
DSD01-2.504N	50	
DSD01-2.505N	10	
DSD01-2.510N	10	
DSD01-2.520N	10	
DSD06-2.5500T	1	
0208-T001	10	
0208-E001	10	
TM52HW	20	
TM-R100	10	
TS-35	20	
TS-35/15	10	
0.6 x 3.5 DNT11-0107		
Page 190~191		

* Using DSD06-2.5500T Plug-in bridge, the rated current will drop to 17.5A




DP2.5SGT-L24*		
Rated Data	UL	IEC
Rated Voltage (V)	600	24
Rated Current (A)	20	24
Rated impulse voltage		8KV
Wire range (AWG/mm ²)	26~12	0.14~2.5
Connection Capacity		
Max. Solid (mm ²)	4	
Max. Stranded (mm ²)	2.5	
General Data		
Stripping length (mm)	10	
Insulation material	PA	
T / W (mm)	5.08 / 69.2	
H / H on TS-35 (mm)	43.5 / 45	
Package	50	
Part number	Package	
DP2.5SGC	10	
DP2.5SGC-PE	10	
DSD01-2.502N	50	
DSD01-2.503N	50	
DSD01-2.504N	50	
DSD01-2.505N	10	
DSD01-2.510N	10	
DSD01-2.520N	10	
DSD06-2.5500T	1	
0208-T001	10	
0208-E001	10	
TM52HW	20	
TM-R100	10	
TS-35	20	
TS-35/15	10	
0.6 x 3.5 DNT11-0107		
Page 190~191		


* Using DSD06-2.5500T Plug-in bridge, the rated current will drop to 17.5A

*DP2.5SGT-L24 with LED display.

Part number	LED	Voltage
DP2.5SGT-L24	with LED light	24V



DP2.5SGC		
Rated Data	UL	IEC
Rated Voltage (V)	600	24
Rated Current (A)	20	24
Rated impulse voltage		8KV
Wire range (AWG/mm ²)	26~12	0.14~2.5
Connection Capacity		
Max. Solid (mm ²)	4	
Max. Stranded (mm ²)	2.5	
General Data		
Stripping length (mm)	10	
Insulation material	PA	
T / W (mm)	5.08 / 69.2	
H / H on TS-35 (mm)	43.5 / 45	
Package	50	
Part number	Package	
DP2.5SGC	10	
DP2.5SGC-PE	10	
DSD01-2.502N	50	
DSD01-2.503N	50	
DSD01-2.504N	50	
DSD01-2.505N	10	
DSD01-2.510N	10	
DSD01-2.520N	10	
DSD06-2.5500T	1	
0208-T001	10	
0208-E001	10	
TM52HW	20	
TM-R100	10	
TS-35	20	
TS-35/15	10	
0.6 x 3.5 DNT11-0107		
Page 190~191		




DP2.5SGC-PE		
Rated Data	UL	IEC
Rated Voltage (V)	600	24
Rated Current (A)	20	24
Rated impulse voltage		8KV
Wire range (AWG/mm ²)	26~12	0.14~2.5
Connection Capacity		
Max. Solid (mm ²)	4	
Max. Stranded (mm ²)	2.5	
General Data		
Stripping length (mm)	10	
Insulation material	PA	
T / W (mm)	5.08 / 69.2	
H / H on TS-35 (mm)	43.5 / 45	
Package	50	
Part number	Package	
DP2.5SGC	10	
DP2.5SGC-PE	10	
DSD01-2.502N	50	
DSD01-2.503N	50	
DSD01-2.504N	50	
DSD01-2.505N	10	
DSD01-2.510N	10	
DSD01-2.520N	10	
DSD06-2.5500T	1	
0208-T001	10	
0208-E001	10	
TM52HW	20	
TM-R100	10	
TS-35	20	
TS-35/15	10	
0.6 x 3.5 DNT11-0107		
Page 190~191		



Sensor / Actuator Terminal Blocks



PID




DP2.5SG is a sensor/actuator terminal block, and when mated with 0207-0100 connectors, it is a modular system of the distribution terminal block with integral cross-connection.

With the rapid growth of the automation industry, sensors for monitoring and measurements have become highly critical. Connecting DP2.5SG with sensor / actuator is able to satisfy the wiring requirements for signal transmission in the industry.

DP2.5SG

Accessories


- End cover
- Plug-in bridge 2
- 3
- 4
- 5
- 10
- 20
- Plug-in bridge 500
- Test plug
- Spacer
- Marking label
- Continuous flat marking label
- DIN rail
- Tool (mm)
- Ferrule



DP2.5SGR		
Rated Data	UL	IEC
Rated Voltage (V)	600	400
Rated Current (A)	20	24
Rated impulse voltage	8KV	
Wire range (AWG/mm ²)	26~12	0.14~2.5
Connection Capacity		
Max. Solid (mm ²)	4	
Max. Stranded (mm ²)	2.5	
General Data		
Stripping length (mm)	10	
Insulation material	PA	
T / W (mm)	5.08 / 82.1	
H / H on TS-35 (mm)	43.5 / 45	
Package	50	

Part number	Package
DP2.5SGRC-PE	10
DSD01-2.502N	50
DSD01-2.503N	50
DSD01-2.504N	50
DSD01-2.505N	10
DSD01-2.510N	10
DSD01-2.520N	10
DSD06-2.5500T	1
0208-T001	10
0208-E001	10
TM52HW	20
TM-R100	10
TS-35	20
TS-35/15	10
0.6 x 3.5 DNT11-0107	
Page 190~191	

* Using DSD06-2.5500T Plug-in bridge, the rated current will drop to 17.5A




DP2.5SGR-L24*		
Rated Data	UL	IEC
Rated Voltage (V)	600	24
Rated Current (A)	20	24
Rated impulse voltage	8KV	
Wire range (AWG/mm ²)	26~12	0.14~2.5
Connection Capacity		
Max. Solid (mm ²)	4	
Max. Stranded (mm ²)	2.5	
General Data		
Stripping length (mm)	10	
Insulation material	PA	
T / W (mm)	5.08 / 82.1	
H / H on TS-35 (mm)	43.5 / 45	
Package	50	

Part number	Package
DP2.5SGRC-PE	10
DSD01-2.502N	50
DSD01-2.503N	50
DSD01-2.504N	50
DSD01-2.505N	10
DSD01-2.510N	10
DSD01-2.520N	10
DSD06-2.5500T	1
0208-T001	10
0208-E001	10
TM52HW	20
TM-R100	10
TS-35	20
TS-35/15	10
0.6 x 3.5 DNT11-0107	
Page 190~191	

* Using DSD06-2.5500T Plug-in bridge, the rated current will drop to 17.5A

*DP2.5SGR-L24 with LED display.

Part number	LED	Voltage
DP2.5SGR-L24	with LED light	24V




DP2.5SGRT		
Rated Data	UL	IEC
Rated Voltage (V)	600	400
Rated Current (A)	20	24
Rated impulse voltage	8KV	
Wire range (AWG/mm ²)	26~12	0.14~2.5
Connection Capacity		
Max. Solid (mm ²)	4	
Max. Stranded (mm ²)	2.5	
General Data		
Stripping length (mm)	10	
Insulation material	PA	
T / W (mm)	5.08 / 82.8	
H / H on TS-35 (mm)	43.5 / 45	
Package	50	

Part number	Package
DP2.5SGRC-PE	10
DSD01-2.502N	50
DSD01-2.503N	50
DSD01-2.504N	50
DSD01-2.505N	10
DSD01-2.510N	10
DSD01-2.520N	10
DSD06-2.5500T	1
0208-T001	10
0208-E001	10
TM52HW	20
TM-R100	10
TS-35	20
TS-35/15	10
0.6 x 3.5 DNT11-0107	
Page 190~191	

* Using DSD06-2.5500T Plug-in bridge, the rated current will drop to 17.5A

Sensor / Actuator Terminal Blocks




DP2.5SGRT-L24*		
Rated Data	UL	IEC
Rated Voltage (V)	600	24
Rated Current (A)	20	24
Rated impulse voltage	8KV	
Wire range (AWG/mm ²)	26~12	0.14~2.5
Connection Capacity		
Max. Solid (mm ²)	4	
Max. Stranded (mm ²)	2.5	
General Data		
Stripping length (mm)	10	
Insulation material	PA	
T / W (mm)	5.08 / 82.8	
H / H on TS-35 (mm)	43.5 / 45	
Package	50	

Part number	Package
DP2.5SGRC-PE	10
DSD01-2.502N	50
DSD01-2.503N	50
DSD01-2.504N	50
DSD01-2.505N	10
DSD01-2.510N	10
DSD01-2.520N	10
DSD06-2.5500T	1
0208-T001	10
0208-E001	10
TM52HW	20
TM-R100	10
TS-35	20
TS-35/15	10
0.6 x 3.5 DNT11-0107	
Page 190~191	

* Using DSD06-2.5500T Plug-in bridge, the rated current will drop to 17.5A

*DP2.5SGRT-L24 with LED display.

Part number	LED	Voltage
DP2.5SGRT-L24	with LED light	24V




0207-0100		
Rated Data	UL	IEC
Rated Voltage	300	400
Rated Current	10	17.5
Rated impulse voltage	4KV	
Wire range (AWG/mm ²)	26~14	0.5~2.5
Connection Capacity		
Max. Solid (mm ²)	4	
Max. Stranded (mm ²)	2.5	
General Data		
Stripping length (mm)	10	
Insulation material	PA	
T / W (mm)	5.08 / 13.1	
H / H on TS-35 (mm)	16.5 / -	
Package	50	

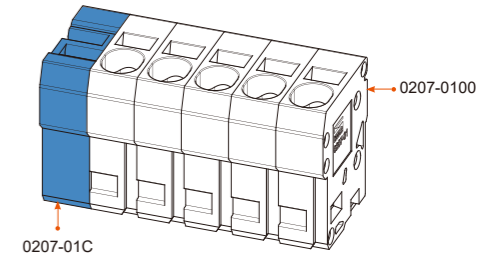
Color	Part number	Package
■	0207-0100-RD	50
■	0207-0100-WPE	50



P/N	Color	Package
0207-01C	Bule	20
0207-01C-RD	Red	20
0207-01C-GN	Green	20



DP2.5SGRC-PE



Plug-in Connection Terminal Blocks




PID




DPES2.5 is a plug-in type terminal block that enables signal transmission and power feeding function. The anti-vibration insertion force allows the plug to be firmly connected onto the terminal base. Current can be inputted from both the base and the plug. It is equipped with a series of accessories such as plug, strain relief, latch and marking labels.


DPES2.5



DPES2.5			
Rated Data	UL	IEC	
Rated Voltage (V)	600	800	
Rated Current (A)	20	24	
Rated impulse voltage	6KV		
Wire range (AWG/mm ²)	26~12	0.14~2.5	
Connection Capacity			
Max. Solid (mm ²)	4		
Max. Stranded (mm ²)	2.5		
General Data			
Stripping length (mm)	10		
Insulation material	PA		
T / W (mm)	5.08 / 51		
H / H on TS-35	35 / 36.5		
Package	100		
Color	Part number	Package	



DPPE2.5			
Rated Data	UL	IEC	
Rated Voltage (V)	300	500	
Rated Current (A)	20	24	
Rated impulse voltage	6KV		
Wire range (AWG/mm ²)	26~12	0.14~2.5	
Connection Capacity			
Max. Solid (mm ²)	4		
Max. Stranded (mm ²)	2.5		
General Data			
Stripping length (mm)	10		
Insulation material	PA		
T / W (mm)	5.08 / 74.9		
H / H on TS-35	47.5 / 55		
Package	100		
Color	Part number	Package	



DPPE2.5-PV			
Rated Data	UL	IEC	
Rated Voltage (V)	300	500	
Rated Current (A)	20	24	
Rated impulse voltage	6KV		
Wire range (AWG/mm ²)	26~12	0.2~2.5	
Connection Capacity			
Max. Solid (mm ²)	4		
Max. Stranded (mm ²)	2.5		
General Data			
Stripping length (mm)	10		
Insulation material	PA		
T / W (mm)	5.08 / 74.9		
H / H on TS-35	47.5 / 55		
Package	50		
Color	Part number	Package	

Accessories

End cover	
Plug-in bridge	
2	
3	
4	
5	
10	
20	
Plug-in bridge 500	
Test plug	
Spacer	
Marking label (Center / Outer)	
Continuous flat marking label (Center / Outer)	
DIN rail	
Strain relief	
Latch	
Tool (mm)	
Ferrule	

Part number	Package
DPES2.5C	10
DSD01-2.502N	50
DSD01-2.503N	50
DSD01-2.504N	50
DSD01-2.505N	10
DSD01-2.510N	10
DSD01-2.520N	10
DSD06-2.5500T	1
0208-T001	10
0208-E001	10
TM57HW / TM52HW	20
TM-R200 / TM-R100	10
TS-35	20
TS-35/15	10
DP-PZ-02P	10
DP-PZ-04P	10
DP-PR	10
0.6 x 3.5 DNT11-0107	
Page 190~191	

* Using DSD06-2.5500T Plug-in bridge, the rated current will drop to 17.5A

Part number	Package
DPPE2.5C	10
DSD01-2.502N	50
DSD01-2.503N	50
DSD01-2.504N	50
DSD01-2.505N	10
DSD01-2.510N	10
DSD01-2.520N	10
DSD06-2.5500T	1
0208-T001	10
0208-E001	10
- / TM52HW	20
TM-R100	10
TS-35	20
TS-35/15	10
DP-PZ-02P	10
DP-PZ-04P	10
DP-PR	10
0.6 x 3.5 DNT11-0107	
Page 190~191	

* Using DSD06-2.5500T Plug-in bridge, the rated current will drop to 17.5A

Part number	Package
DPPE2.5C	10
DSD01-2.502N	50
DSD01-2.503N	50
DSD01-2.504N	50
DSD01-2.505N	10
DSD01-2.510N	10
DSD01-2.520N	10
DSD06-2.5500T	1
0208-T001	10
0208-E001	10
- / TM52HW	20
TM-R100	10
TS-35	20
TS-35/15	10
DP-PZ-02P	10
DP-PZ-04P	10
DP-PR	10
0.6 x 3.5 DNT11-0107	
Page 190~191	

* Using DSD06-2.5500T Plug-in bridge, the rated current will drop to 17.5A

Plug-in Connection Terminal Blocks



DP2.5PGA			
Rated Data	UL	IEC	
Rated Voltage (V)	600	800	
Rated Current (A)	20	24	
Rated impulse voltage	8KV		
Wire range (AWG/mm ²)	26~12	0.14~2.5	
Connection Capacity			
Max. Solid (mm ²)	4		
Max. Stranded (mm ²)	2.5		
General Data			
Stripping length (mm)	10		
Insulation material	PA		
T / W (mm)	-		
H / H on TS-35	-		
Package	50		
Color	Part number	Package	



DP2.5PGB			
Rated Data	UL	IEC	
Rated Voltage (V)	600	800	
Rated Current (A)	20	24	
Rated impulse voltage	8KV		
Wire range (AWG/mm ²)	26~12	0.14~2.5	
Connection Capacity			
Max. Solid (mm ²)	4		
Max. Stranded (mm ²)	2.5		
General Data			
Stripping length (mm)	10		
Insulation material	PA		
T / W (mm)	-		
H / H on TS-35	-		
Package	20		
Color	Part number	Package	


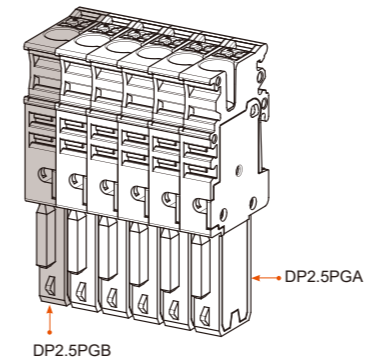


Rated Data	UL	IEC	
Rated Voltage (V)			
Rated Current (A)			
Rated impulse voltage			
Wire range (AWG/mm ²)			
Connection Capacity			
Max. Solid (mm ²)			
Max. Stranded (mm ²)			
General Data			
Stripping length (mm)			
Insulation material			
T / W (mm)			
H / H on TS-35			
Package			
Color	Part number	Package	

Part number	Package
DP2.5PGA-WPE	50
- / TM52HW	20
TM-R100	10
DP-PZ-02P	10
DP-PZ-04P	10
DP-PR	10
0.6 x 3.5 DNT11-0107	
Page 190~191	

Part number	Package
DP2.5PGB-WPE	20
- / TM52HW	20
TM-R100	10
DP-PZ-02P	10
DP-PZ-04P	10
DP-PR	10
0.6 x 3.5 DNT11-0107	
Page 190~191	


Part number	Package
DP-PR	10




02P DP-PZ-02P
04P DP-PZ-04P



DP-PR




Terminal Blocks DPES2.5



End Cover DPES2.5

Plug-in Connection Terminal Blocks



DPES2.5 is a plug-in type terminal block that enables signal transmission and power feeding function. The anti-vibration insertion force allows the plug to be firmly connected onto the terminal base. Current can be inputted from both the base and the plug. It is equipped with a series of accessories such as plug, strain relief, latch and marking labels.


DPES2.5



DPES2.5-TR			
Rated Data	UL	IEC	
Rated Voltage (V)	600	800	
Rated Current (A)	20	24	
Rated impulse voltage	8KV		
Wire range (AWG/mm ²)	26~12	0.2~2.5	
Connection Capacity			
Max. Solid (mm ²)	4		
Max. Stranded (mm ²)	2.5		
General Data			
Stripping length (mm)	10		
Insulation material	PA		
T / W (mm)	5.08 / 83.3		
H / H on TS-35	36.5 / 44		
Package	50		
Color	Part number	Package	



DPSS2.5-TR			
Rated Data	UL	IEC	
Rated Voltage (V)	300	630	
Rated Current (A)	15	18	
Rated impulse voltage	4KV		
Wire range (AWG/mm ²)	26~12	0.2~2.5	
Connection Capacity			
Max. Solid (mm ²)	4		
Max. Stranded (mm ²)	2.5		
General Data			
Stripping length (mm)	10		
Insulation material	PA		
T / W (mm)	5.08 / 83.3		
H / H on TS-35	36.5 / 44		
Package	50		
Color	Part number	Package	



DPES2.5-PE			
Rated Data	UL	IEC	
Rated Voltage (V)	300	500	
Rated Current (A)			
Rated impulse voltage	6KV		
Wire range (AWG/mm ²)	26~12	0.14~2.5	
Connection Capacity			
Max. Solid (mm ²)	4		
Max. Stranded (mm ²)	2.5		
General Data			
Stripping length (mm)	10		
Insulation material	PA		
T / W (mm)	5.08 / 51		
H / H on TS-35	35 / 36.5		
Package	100		
Color	Part number	Package	

Accessories

- End cover
- Plug-in bridge
 - 2
 - 3
 - 4
 - 5
 - 10
 - 20
- Plug-in bridge 500
- Test plug
- Spacer
- Marking label (Center / Outer)
- Continuous flat marking label (Center / Outer)
- DIN rail
- Mating plug
- Strain relief
- Latch
- Tool (mm)
- Ferrule

Part number	Package
DPES2.5C-TR	10
DSD01-2.502N	50
DSD01-2.503N	50
DSD01-2.504N	50
DSD01-2.505N	10
DSD01-2.510N	10
DSD01-2.520N	10
DSD06-2.5500T	1
0208-T001	10
0208-E001	10
TM57HW / TM52HW	20
TM-R200 / TM-R100	10
TS-35	20
TS-35/15	10
DP2.5PG	2ESS
DP-PZ-02P	10
DP-PZ-04P	10
DP-PR	10
0.6 x 3.5 DNT11-0107	
Page 190~191	

Part number	Package
DPES2.5C-TR	10
DSD01-2.502N	50
DSD01-2.503N	50
DSD01-2.504N	50
DSD01-2.505N	10
DSD01-2.510N	10
DSD01-2.520N	10
DSD06-2.5500T	1
0208-T001	10
0208-E001	10
TM57HW / TM52HW	20
TM-R200 / TM-R100	10
TS-35	20
TS-35/15	10
2ESS	
DP-PZ-02P	10
DP-PZ-04P	10
DP-PR	10
0.6 x 3.5 DNT11-0107	
Page 190~191	


Part number	Package
DPES2.5C	10
DSD01-2.502N	50
DSD01-2.503N	50
DSD01-2.504N	50
DSD01-2.505N	10
DSD01-2.510N	10
DSD01-2.520N	10
0208-T001	10
0208-E001	10
TM57HW / TM52HW	20
TM-R200 / TM-R100	10
TS-35	20
TS-35/15	10
DP-PZ-02P	10
DP-PZ-04P	10
DP-PR	10
0.6 x 3.5 DNT11-0107	
Page 190~191	

* Using DSD06-2.5500T Plug-in bridge, the rated current will drop to 17.5A


* Using DSD06-2.5500T Plug-in bridge, the rated current will drop to 17.5A



Plug-in Connection Terminal Blocks




DPPES2.5-PE			
Rated Data	UL	IEC	
Rated Voltage (V)	300	500	
Rated Current (A)			
Rated impulse voltage	6KV		
Wire range (AWG/mm ²)	26~12	0.14~2.5	
Connection Capacity			
Max. Solid (mm ²)	4		
Max. Stranded (mm ²)	2.5		
General Data			
Stripping length (mm)	10		
Insulation material	PA		
T / W (mm)	5.08 / 74.9		
H / H on TS-35	47.5 / 55		
Package	100		
Color	Part number	Package	



DPPES2.5-PE			
Rated Data	UL	IEC	
Rated Voltage (V)			
Rated Current (A)			
Rated impulse voltage			
Wire range (AWG/mm ²)			
Connection Capacity			
Max. Solid (mm ²)			
Max. Stranded (mm ²)			
General Data			
Stripping length (mm)			
Insulation material			
T / W (mm)			
H / H on TS-35			
Package			
Color	Part number	Package	




DPPES2.5-PE			
Rated Data	UL	IEC	
Rated Voltage (V)			
Rated Current (A)			
Rated impulse voltage			
Wire range (AWG/mm ²)			
Connection Capacity			
Max. Solid (mm ²)			
Max. Stranded (mm ²)			
General Data			
Stripping length (mm)			
Insulation material			
T / W (mm)			
H / H on TS-35			
Package			
Color	Part number	Package	



DPPES2.5-PE			
Rated Data	UL	IEC	
Rated Voltage (V)			
Rated Current (A)			
Rated impulse voltage			
Wire range (AWG/mm ²)			
Connection Capacity			
Max. Solid (mm ²)			
Max. Stranded (mm ²)			
General Data			
Stripping length (mm)			
Insulation material			
T / W (mm)			
H / H on TS-35			
Package			
Color	Part number	Package	

Push-In Design




DP2.5/4 Knife and Disconnect Terminal Blocks Introduction



The blades AKP-TP is able to connect and disconnect quickly. The component carrier AKP-CP adopts diodes, resistors or other electronic components required for circuit solution.

Upper layer of the compact double layers design support knife and disconnect function, lower layer support grounding.

Marking system by continuous label strip offer clear marking identification and easy installation.




Blade disconnecting terminal block supports AKP-TP, AKP-CP blades. Fast circuit disconnection can be established through AKP-TP. The component carrier AKP-CP adopts resistor, diode and other electronic components required for circuit solution.

PID terminal blocks offer compact wiring connection in constrained space. Additionally, the product supports double level with variety structure of blade on the upper level while the second level applies to grounding, which increase space utility of the device.


The product has 2 jumper slots, which enables any numbers of terminal blocks to be shorted by use of 2P jumper. Mating with the continuous flat marking label makes easy and clear indication for installation and makes wiring much efficient.

Knife and Disconnect Terminal Blocks



The PID, DP2.5N-T is the knife disconnect type terminal block, are characterized by its compact structure and easy disconnection of the circuit testing. The product also supports plug-in bridge for equipotential function.


DP2.5N-..



DP2.5N-T		
Rated Data	UL	IEC
Rated Voltage (V)	300	400
Rated Current (A)	18	20
Rated impulse voltage	6KV	
Wire range (AWG/mm ²)	26~12	0.2~2.5
Connection Capacity		
Max. Solid (mm ²)	4	
Max. Stranded (mm ²)	2.5	
General Data		
Stripping length (mm)	10	
Insulation material	PA	
T / W (mm)	5.1 / 61.7	
H / H on TS-35 (mm)	35 / 36.5	
Package	100	

Color	Part number	Package	
■	DP2.5N-T-RD	100	
■	DP2.5N-T-BL	100	
Part number			
Package	DP2.5C-T	10	
DSD01-2.502N	50	DSD01-2.503N	50
DSD01-2.504N	50	DSD01-2.505N	10
DSD01-2.510N	10	DSD01-2.520N	10
DSD01-2.520N	10	DSD06-2.5500T	1
0208-T001	10	0208-E001	10
AKP-CP	20	AKP-TP	20
TM57HW / TM52HW	20	TM-R200 / TM-R100	10
TS-35	20	TS-35/15	10
0.6 x 3.5 DNT11-0107			
Page 190~191			


* Using DSD06-2.5500T Plug-in bridge, the rated current will drop to 17.5A



DP2.5N-TG		
Rated Data	UL	IEC
Rated Voltage (V)	300	400
Rated Current (A)	18	20
Rated impulse voltage	6KV	
Wire range (AWG/mm ²)	26~12	0.2~2.5
Connection Capacity		
Max. Solid (mm ²)	4	
Max. Stranded (mm ²)	2.5	
General Data		
Stripping length (mm)	10	
Insulation material	PA	
T / W (mm)	5.1 / 61.7	
H / H on TS-35 (mm)	36.7 / 38.2	
Package	100	

Color	Part number	Package	
■	DP2.5N-TG-RD	100	
■	DP2.5N-TG-BL	100	
Part number			
Package	DP2.5C-T	10	
DSD01-2.502N	50	DSD01-2.503N	50
DSD01-2.504N	50	DSD01-2.505N	10
DSD01-2.510N	10	DSD01-2.520N	10
DSD01-2.520N	10	DSD06-2.5500T	1
0208-T001	10	0208-E001	10
AKP-CP	20	AKP-TP	20
TM57HW / TM52HW	20	TM-R200 / TM-R100	10
TS-35	20	TS-35/15	10
0.6 x 3.5 DNT11-0107			
Page 190~191			

* Using DSD06-2.5500T Plug-in bridge, the rated current will drop to 17.5A




DP2.5N-CP		
Rated Data	UL	IEC
Rated Voltage (V)	300	400
Rated Current (A)	6	6
Rated impulse voltage	6KV	
Wire range (AWG/mm ²)	26~12	0.2~2.5
Connection Capacity		
Max. Solid (mm ²)	4	
Max. Stranded (mm ²)	2.5	
General Data		
Stripping length (mm)	10	
Insulation material	PA	
T / W (mm)	5.1 / 61.7	
H / H on TS-35 (mm)	56.2 / 57.7	
Package	100	

Color	Part number	Package	
■	DP2.5N-CP-RD	100	
■	DP2.5N-CP-BL	100	
Part number			
Package	DP2.5C-T	50	
DSD01-2.502N	50	DSD01-2.503N	50
DSD01-2.504N	50	DSD01-2.505N	10
DSD01-2.510N	10	DSD01-2.520N	10
DSD01-2.520N	10	DSD06-2.5500T	1
0208-T001	10	0208-E001	10
AKP-CP	20	AKP-TP	20
TM57HW / TM52HW	20	TM-R200 / TM-R100	10
TS-35	20	TS-35/15	10
0.6 x 3.5 DNT11-0107			
Page 190~191			



Isolating plug



Component plug

Knife and Disconnect Terminal Blocks




The PID, DP2.5N-T is the knife disconnect type terminal block, are characterized by its compact structure and easy disconnection of the circuit testing. The product also supports plug-in bridge for equipotential function.


DP2.5N-..

Accessories

- End cover
- Plug-in bridge
- 2
- 3
- 4
- 5
- 10
- 20
- Plug-in bridge 500
- Test plug
- Spacer
- Marking label (Center / Outer)
- Continuous flat marking label (Center / Outer)
- DIN rail
- Tool (mm)
- Fuse type
- Ferrule




Part number	LED	Voltage
DPM-FU(5X20)	-	-
DPM-FUL24(5X20)	with LED light	24V
DPM-FUL60(5X20)	with LED light	60V
DPM-FUL250(5X20)	with LED light	250V



DP2.5N-M			
Rated Data	UL	IEC	
Rated Voltage (V)	300	250	
Rated Current (A)	10	6.3	
Rated impulse voltage	4KV		
Wire range (AWG/mm ²)	26~12	0.2~2.5	
Connection Capacity			
Max. Solid (mm ²)	4		
Max. Stranded (mm ²)	2.5		
General Data			
Stripping length (mm)	10		
Insulation material	PA		
T / W (mm)	5.1 / 61.7		
H / H on TS-35 (mm)	83.2 / 84.7		
Package	50		
Part number	Package		
DP2.5C-T	10		
DSD01-2.502N	50		
DSD01-2.503N	50		
DSD01-2.504N	50		
DSD01-2.505N	10		
DSD01-2.510N	10		
DSD01-2.520N	10		
DSD06-2.5500T	1		
0208-T001	10		
0208-E001	10		
TM57HW / TM52HW	20		
TM-R200 / TM-R100	10		
TS-35	20		
TS-35/15	10		
0.6 x 3.5 DNT11-0107			
Glass 5X20			
Page 190~191			

* Using DSD06-2.5500T Plug-in bridge, the rated current will drop to 17.5A




DP2.5N-MLXX*			
Rated Data	UL	IEC	
Rated Voltage (V)	300	-	
Rated Current (A)	10	6.3	
Rated impulse voltage	4KV		
Wire range (AWG/mm ²)	26~12	0.2~2.5	
Connection Capacity			
Max. Solid (mm ²)	4		
Max. Stranded (mm ²)	2.5		
General Data			
Stripping length (mm)	10		
Insulation material	PA		
T / W (mm)	5.1 / 61.7		
H / H on TS-35 (mm)	83.2 / 84.7		
Package	50		
Part number	Package		
DP2.5C-T	10		
DSD01-2.502N	50		
DSD01-2.503N	50		
DSD01-2.504N	50		
DSD01-2.505N	10		
DSD01-2.510N	10		
DSD01-2.520N	10		
DSD06-2.5500T	1		
0208-T001	10		
0208-E001	10		
TM57HW / TM52HW	20		
TM-R200 / TM-R100	10		
TS-35	20		
TS-35/15	10		
0.6 x 3.5 DNT11-0107			
Glass 5X20			
Page 190~191			

* Using DSD06-2.5500T Plug-in bridge, the rated current will drop to 17.5A

* DP2.5N-MLXX with LED display.

Part number	LED	Voltage
DP2.5N-ML24	with LED light	24V
DP2.5N-ML60	with LED light	60V
DP2.5N-ML250	with LED light	250V

Knife and Disconnect Terminal Blocks




The PID, DP4N-T is the knife disconnect type terminal block, are characterized by its compact structure and easy disconnection of the circuit testing. The product also supports plug-in bridge for equipotential function.


DP4N-..

Accessories


- End cover
- Plug-in bridge
- 2
- 3
- 4
- 5
- 10
- 20
- Test plug
- Spacer
- Component connector
- Isolating plug
- Marking label
- Continuous flat marking label
- DIN rail
- Tool (mm)
- Ferrule



DP4N-T			
Rated Data	UL	IEC	
Rated Voltage (V)	300	500	
Rated Current (A)	20	20	
Rated impulse voltage	6KV		
Wire range (AWG/mm ²)	24~10	0.2~4	
Connection Capacity			
Max. Solid (mm ²)	6		
Max. Stranded (mm ²)	4		
General Data			
Stripping length (mm)	12		
Insulation material	PA		
T / W (mm)	6.1 / 57		
H / H on TS-35 (mm)	35 / 36.5		
Package	50		
Color	Part number	Package	
■	DP4N-T-RD	50	
■	DP4N-T-BL	50	
Part number	Package		
DP4C-TFU	10		
DSD01-402N	50		
DSD01-403N	50		
DSD01-404N	50		
DSD01-405N	10		
DSD01-410N	10		
DSD01-420N	10		
0208-T002	10		
0208-E002	10		
AKP-CP	20		
AKP-TP	20		
TM53HW	20		
TM-R100	10		
TS-35	20		
TS-35/15	10		
0.8 x 4 DNT11-0109			
Page 190~191			




DP4N-TG			
Rated Data	UL	IEC	
Rated Voltage (V)	300	500	
Rated Current (A)	20	20	
Rated impulse voltage	6KV		
Wire range (AWG/mm ²)	24~10	0.2~4	
Connection Capacity			
Max. Solid (mm ²)	6		
Max. Stranded (mm ²)	4		
General Data			
Stripping length (mm)	12		
Insulation material	PA		
T / W (mm)	6.1 / 57		
H / H on TS-35 (mm)	36.7 / 38.2		
Package	50		
Color	Part number	Package	
■	DP4N-TG-RD	50	
■	DP4N-TG-BL	50	
Part number	Package		
DP4C-TFU	10		
DSD01-402N	50		
DSD01-403N	50		
DSD01-404N	50		
DSD01-405N	10		
DSD01-410N	10		
DSD01-420N	10		
0208-T002	10		
0208-E002	10		
AKP-CP	20		
AKP-TP	20		
TM53HW	20		
TM-R100	10		
TS-35	20		
TS-35/15	10		
0.8 x 4 DNT11-0109			
Page 190~191			



DP4N-CP			
Rated Data	UL	IEC	
Rated Voltage (V)	300	500	
Rated Current (A)	6	6	
Rated impulse voltage	6KV		
Wire range (AWG/mm ²)	24~10	0.2~4	
Connection Capacity			
Max. Solid (mm ²)	6		
Max. Stranded (mm ²)	4		
General Data			
Stripping length (mm)	12		
Insulation material	PA		
T / W (mm)	6.1 / 57		
H / H on TS-35 (mm)	53 / 54.5		
Package	50		
Color	Part number	Package	
■	DP4N-CP-RD	50	
■	DP4N-CP-BL	50	
Part number	Package		
DP4C-TFU	10		
DSD01-402N	50		
DSD01-403N	50		
DSD01-404N	50		
DSD01-405N	10		
DSD01-410N	10		
DSD01-420N	10		
0208-T002	10		
0208-E002	10		
AKP-CP	20		
AKP-TP	20		
TM53HW	20		
TM-R100	10		
TS-35	20		
TS-35/15	10		
0.8 x 4 DNT11-0109			
Page 190~191			

Knife and Disconnect Terminal Blocks




The PID, DP4N-T is the knife disconnect type terminal block, are characterized by its compact structure and easy disconnection of the circuit testing. The product also supports plug-in bridge for equipotential function.


DP4N-M..

Accessories

- End cover
- Plug-in bridge
 - 2
 - 3
 - 4
 - 5
 - 10
 - 20
- Marking label
- Continuous flat marking label
- DIN rail
- Tool (mm)
- Fuse type
- Ferrule



DP4N-M		
Rated Data	UL	IEC
Rated Voltage (V)	300	250
Rated Current (A)	10	6.3
Rated impulse voltage	4KV	
Wire range (AWG/mm ²)	24~10	0.2~4
Connection Capacity		
Max. Solid (mm ²)	6	
Max. Stranded (mm ²)	4	
General Data		
Stripping length (mm)	12	
Insulation material	PA	
T / W (mm)	6.1 / 57	
H / H on TS-35 (mm)	83.2 / 84.7	
Package	50	
Part number	Package	
DP4C-TFU	10	
DSD01-402N	50	
DSD01-403N	50	
DSD01-404N	50	
DSD01-405N	10	
DSD01-410N	10	
DSD01-420N	10	
TM53HW	20	
TM-R100	10	
TS-35	20	
TS-35/15	10	
0.8 x 4 DNT11-0109		
Glass 5X20		
Page 190~191		



DP4N-MLXX*		
Rated Data	UL	IEC
Rated Voltage (V)	300	-*
Rated Current (A)	10	6.3
Rated impulse voltage	4KV	
Wire range (AWG/mm ²)	24~10	0.2~4
Connection Capacity		
Max. Solid (mm ²)	6	
Max. Stranded (mm ²)	4	
General Data		
Stripping length (mm)	12	
Insulation material	PA	
T / W (mm)	6.1 / 57	
H / H on TS-35 (mm)	83.2 / 84.7	
Package	50	
Part number	Package	
DP4C-TFU	10	
DSD01-402N	50	
DSD01-403N	50	
DSD01-404N	50	
DSD01-405N	10	
DSD01-410N	10	
DSD01-420N	10	
TM53HW	20	
TM-R100	10	
TS-35	20	
TS-35/15	10	
0.8 x 4 DNT11-0109		
Glass 5X20		
Page 190~191		

* DP4N-MLXX with LED display.

Part number	LED	Voltage
DP4N-ML24	with LED light	24V
DP4N-ML60	with LED light	60V
DP4N-ML250	with LED light	250V

3-Conductor Knife and Disconnect Terminal Blocks




The PID, DP2.5N-TN series is a 3 port terminal block, are characterized by its compact structure and easy disconnection of the circuit testing. The product also supports plug-in bridge for equipotential function.

DP2.5N-TN-T..


Accessories

- End cover
- Plug-in bridge
 - 2
 - 3
 - 4
 - 5
 - 10
 - 20
- Plug-in bridge 500
- Test plug
- Spacer
- Component connector
- Isolating plug
- Marking label (Center / Outer)
- Continuous flat marking label (Center / Outer)
- DIN rail
- Tool (mm)
- Ferrule




DP2.5N-TN-T		
Rated Data	UL	IEC
Rated Voltage (V)	300	400
Rated Current (A)	18	20
Rated impulse voltage	6KV	
Wire range (AWG/mm ²)	26~12	0.14~2.5
Connection Capacity		
Max. Solid (mm ²)	4	
Max. Stranded (mm ²)	2.5	
General Data		
Stripping length (mm)	10	
Insulation material	PA	
T / W (mm)	5.1 / 73.5	
H / H on TS-35 (mm)	36.5 / 44	
Package	100	
Color	Part number	Package
■	DP2.5N-TN-T-RD	100
■	DP2.5N-TN-T-BL	100
Part number	Package	
DP2.5C-TN-T	10	
DSD01-2.502N	50	
DSD01-2.503N	50	
DSD01-2.504N	50	
DSD01-2.505N	10	
DSD01-2.510N	10	
DSD01-2.520N	10	
DSD06-2.5500T	1	
0208-T001	10	
0208-E001	10	
AKP-CP	20	
AKP-TP	20	
TM57HW / TM52HW	20	
TM-R200 / TM-R100	10	
TS-35	20	
TS-35/15	10	
0.6 x 3.5 DNT11-0107		
Page 190~191		

* Using DSD06-2.5500T Plug-in bridge, the rated current will drop to 17.5A



DP2.5N-TN-TG		
Rated Data	UL	IEC
Rated Voltage (V)	300	400
Rated Current (A)	18	20
Rated impulse voltage	6KV	
Wire range (AWG/mm ²)	26~12	0.14~2.5
Connection Capacity		
Max. Solid (mm ²)	4	
Max. Stranded (mm ²)	2.5	
General Data		
Stripping length (mm)	10	
Insulation material	PA	
T / W (mm)	5.1 / 73.5	
H / H on TS-35 (mm)	38.2 / 45.7	
Package	100	
Color	Part number	Package
■	DP2.5N-TN-TG-RD	100
■	DP2.5N-TN-TG-BL	100
Part number	Package	
DP2.5C-TN-T	10	
DSD01-2.502N	50	
DSD01-2.503N	50	
DSD01-2.504N	50	
DSD01-2.505N	10	
DSD01-2.510N	10	
DSD01-2.520N	10	
DSD06-2.5500T	1	
0208-T001	10	
0208-E001	10	
TM57HW / TM52HW	20	
TM-R200 / TM-R100	10	
TS-35	20	
TS-35/15	10	
0.6 x 3.5 DNT11-0107		
Page 190~191		

* Using DSD06-2.5500T Plug-in bridge, the rated current will drop to 17.5A



DP2.5N-TN-CP		
Rated Data	UL	IEC
Rated Voltage (V)	300	400
Rated Current (A)	6	6
Rated impulse voltage	6KV	
Wire range (AWG/mm ²)	26~12	0.14~2.5
Connection Capacity		
Max. Solid (mm ²)	4	
Max. Stranded (mm ²)	2.5	
General Data		
Stripping length (mm)	10	
Insulation material	PA	
T / W (mm)	5.1 / 73.5	
H / H on TS-35 (mm)	56.2 / 57.7	
Package	100	
Color	Part number	Package
■	DP2.5N-TN-CP-RD	100
■	DP2.5N-TN-CP-BL	100
Part number	Package	
DP2.5C-TN-T	10	
DSD01-2.502N	50	
DSD01-2.503N	50	
DSD01-2.504N	50	
DSD01-2.505N	10	
DSD01-2.510N	10	
DSD01-2.520N	10	
DSD06-2.5500T	1	
0208-T001	10	
0208-E001	10	
TM57HW / TM52HW	20	
TM-R200 / TM-R100	10	
TS-35	20	
TS-35/15	10	
0.6 x 3.5 DNT11-0107		
Page 190~191		

3-Conductor Knife and Disconnect Terminal Blocks




PID




The PID, DP2.5N-TN series is a 3 port terminal block, are characterized by its compact structure and easy disconnection of the circuit testing. The product also supports plug-in bridge for equipotential function.

DP2.5N-TN-M..



DP2.5N-TN-M		
Rated Data	UL	IEC
Rated Voltage (V)	300	250
Rated Current (A)	10	6.3
Rated impulse voltage	4KV	
Wire range (AWG/mm ²)	26~12	0.14~2.5
Connection Capacity		
Max. Solid (mm ²)	4	
Max. Stranded (mm ²)	2.5	
General Data		
Stripping length (mm)	10	
Insulation material	PA	
T / W (mm)	5.1 / 73.5	
H / H on TS-35 (mm)	84.7 / 92.2	
Package	50	



DP2.5N-TN-MLXX*		
Rated Data	UL	IEC
Rated Voltage (V)	300	-*
Rated Current (A)	10	6.3
Rated impulse voltage	4KV	
Wire range (AWG/mm ²)	26~12	0.14~2.5
Connection Capacity		
Max. Solid (mm ²)	4	
Max. Stranded (mm ²)	2.5	
General Data		
Stripping length (mm)	10	
Insulation material	PA	
T / W (mm)	5.1 / 73.5	
H / H on TS-35 (mm)	84.7 / 92.2	
Package	50	



DP2.5N-TN-T..		
Rated Data	UL	IEC
Rated Voltage (V)		
Rated Current (A)		
Rated impulse voltage		
Wire range (AWG/mm ²)		
Connection Capacity		
Max. Solid (mm ²)		
Max. Stranded (mm ²)		
General Data		
Stripping length (mm)		
Insulation material		
T / W (mm)		
H / H on TS-35 (mm)		
Package		

Accessories

End cover	
Plug-in bridge	
2	
3	
4	
5	
10	
20	
Plug-in bridge 500	
Test plug	
Spacer	
Marking label (Center / Outer)	
Continuous flat marking label (Center / Outer)	
DIN rail	
Tool (mm)	
Fuse type	
Ferrule	

* Using DSD06-2.5500T Plug-in bridge, the rated current will drop to 17.5A

* Using DSD06-2.5500T Plug-in bridge, the rated current will drop to 17.5A

* DP2.5N-TN-MLXX with LED display.

Part number	LED	Voltage
DP2.5N-TN-ML24	with LED light	24V
DP2.5N-TN-ML60	with LED light	60V
DP2.5N-TN-ML250	with LED light	250V

4-Conductor Knife and Disconnect Terminal Blocks




PID




The PID, DP2.5N-TR series is a 4 port terminal block, are characterized by its compact structure and easy disconnection of the circuit testing. The product also supports plug-in bridge for equipotential function.


DP2.5NU-TN-T..



DP2.5N-TR-T		
Rated Data	UL	IEC
Rated Voltage (V)	300	400
Rated Current (A)	18	20
Rated impulse voltage	6KV	
Wire range (AWG/mm ²)	26~12	0.14~2.5
Connection Capacity		
Max. Solid (mm ²)	4	
Max. Stranded (mm ²)	2.5	
General Data		
Stripping length (mm)	10	
Insulation material	PA	
T / W (mm)	5.1 / 85	
H / H on TS-35 (mm)	36.5 / 44	
Package	100	



DP2.5N-TR-TG		
Rated Data	UL	IEC
Rated Voltage (V)	300	400
Rated Current (A)	18	20
Rated impulse voltage	6KV	
Wire range (AWG/mm ²)	26~12	0.14~2.5
Connection Capacity		
Max. Solid (mm ²)	4	
Max. Stranded (mm ²)	2.5	
General Data		
Stripping length (mm)	10	
Insulation material	PA	
T / W (mm)	5.1 / 85	
H / H on TS-35 (mm)	38.2 / 45.7	
Package	100	



DP2.5N-TR-CP		
Rated Data	UL	IEC
Rated Voltage (V)	300	400
Rated Current (A)	6	6
Rated impulse voltage	6KV	
Wire range (AWG/mm ²)	26~12	0.14~2.5
Connection Capacity		
Max. Solid (mm ²)	4	
Max. Stranded (mm ²)	2.5	
General Data		
Stripping length (mm)	10	
Insulation material	PA	
T / W (mm)	5.1 / 85	
H / H on TS-35 (mm)	56.2 / 57.7	
Package	100	

Accessories

End cover	
Plug-in bridge	
2	
3	
4	
5	
10	
20	
Plug-in bridge 500	
Test plug	
Spacer	
Component connector	
Isolating plug	
Marking label (Center / Outer)	
Continuous flat marking label (Center / Outer)	
DIN rail	
Tool (mm)	
Ferrule	

Color	Part number	Package
■	DP2.5N-TR-T-RD	100
■	DP2.5N-TR-T-BL	100
Part number		
	DP2.5C-TR-T	10
	DSD01-2.502N	50
	DSD01-2.503N	50
	DSD01-2.504N	50
	DSD01-2.505N	10
	DSD01-2.510N	10
	DSD01-2.520N	10
	DSD06-2.5500T	1
	0208-T001	10
	0208-E001	10
	AKP-CP	20
	AKP-TP	20
	TM57HW / TM52HW	20
	TM-R200 / TM-R100	10
	TS-35	20
	TS-35/15	10
	0.6 x 3.5 DNT11-0107	
	Page 190~191	

Color	Part number	Package
■	DP2.5N-TR-TG-RD	100
■	DP2.5N-TR-TG-BL	100
Part number		
	DP2.5C-TR-T	10
	DSD01-2.502N	50
	DSD01-2.503N	50
	DSD01-2.504N	50
	DSD01-2.505N	10
	DSD01-2.510N	10
	DSD01-2.520N	10
	DSD06-2.5500T	1
	0208-T001	10
	0208-E001	10
	AKP-CP	20
	AKP-TP	20
	TM57HW / TM52HW	20
	TM-R200 / TM-R100	10
	TS-35	20
	TS-35/15	10
	0.6 x 3.5 DNT11-0107	
	Page 190~191	

Color	Part number	Package
■	DP2.5N-TR-CP-RD	100
■	DP2.5N-TR-CP-BL	100
Part number		
	DP2.5C-TR-T	10
	DSD01-2.502N	50
	DSD01-2.503N	50
	DSD01-2.504N	50
	DSD01-2.505N	10
	DSD01-2.510N	10
	DSD01-2.520N	10
	DSD06-2.5500T	1
	0208-T001	10
	0208-E001	10
	AKP-CP	20
	AKP-TP	20
	TM57HW / TM52HW	20
	TM-R200 / TM-R100	10
	TS-35	20
	TS-35/15	10
	0.6 x 3.5 DNT11-0107	
	Page 190~191	

* Using DSD06-2.5500T Plug-in bridge, the rated current will drop to 17.5A



* Using DSD06-2.5500T Plug-in bridge, the rated current will drop to 17.5A

4-Conductor Knife and Disconnect Terminal Blocks



The PID, DP2.5N-TR series is a 4 port terminal block, are characterized by its compact structure and easy disconnection of the circuit testing. The product also supports plug-in bridge for equipotential function.

DP2.5N-TR-M..



DP2.5N-TR-M		
Rated Data	UL	IEC
Rated Voltage (V)	300	250
Rated Current (A)	10	6.3
Rated impulse voltage	4KV	
Wire range (AWG/mm ²)	26~12	0.14~2.5
Connection Capacity		
Max. Solid (mm ²)	4	
Max. Stranded (mm ²)	2.5	
General Data		
Stripping length (mm)	10	
Insulation material	PA	
T / W (mm)	5.1 / 85	
H / H on TS-35 (mm)	84.7 / 92.2	
Package	50	

DP2.5N-TR-MLXX*		
Rated Data	UL	IEC
Rated Voltage (V)	300	-*
Rated Current (A)	10	6.3
Rated impulse voltage	4KV	
Wire range (AWG/mm ²)	26~12	0.14~2.5
Connection Capacity		
Max. Solid (mm ²)	4	
Max. Stranded (mm ²)	2.5	
General Data		
Stripping length (mm)	10	
Insulation material	PA	
T / W (mm)	5.1 / 85	
H / H on TS-35 (mm)	84.7 / 92.2	
Package	50	

Rated Data	UL	IEC
Rated Voltage (V)		
Rated Current (A)		
Rated impulse voltage		
Wire range (AWG/mm ²)		
Connection Capacity		
Max. Solid (mm ²)		
Max. Stranded (mm ²)		
General Data		
Stripping length (mm)		
Insulation material		
T / W (mm)		
H / H on TS-35 (mm)		
Package		

Accessories

End cover	
Plug-in bridge	
2	
3	
4	
5	
10	
20	
Plug-in bridge 500	
Test plug	
Spacer	
Marking label (Center / Outer)	
Continuous flat marking label (Center / Outer)	
DIN rail	
Tool (mm)	
Fuse type	
Ferrule	

* Using DSD06-2.5500T Plug-in bridge, the rated current will drop to 17.5A

* Using DSD06-2.5500T Plug-in bridge, the rated current will drop to 17.5A

* DP2.5N-TR-MLXX with LED display.

Part number	LED	Voltage
DP2.5N-TR-ML24	with LED light	24V
DP2.5N-TR-ML60	with LED light	60V
DP2.5N-TR-ML250	with LED light	250V

Bi-Level Knife and Disconnect Terminal Blocks


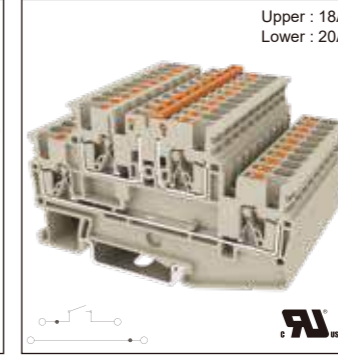



The PID, DPP2.5N-T is the double level knife disconnect terminal block, are characterized by its compact structure and easy disconnection of the circuit for testing. The product has two individual potentials for higher density contact, and supports plug-in bridge for equipotential function.

DPP2.5N-T..

Accessories

End cover	
Plug-in bridge	
2	
3	
4	
5	
10	
20	
Plug-in bridge 500	
Test plug	
Spacer	
Component connector	
Isolating plug	
Marking label	
Continuous flat marking label	
DIN rail	
Tool (mm)	
Ferrule	



DPP2.5N-T		
Rated Data	UL	IEC
Rated Voltage (V)	300	400
Rated Current (A)	20	20
Rated impulse voltage	6KV	
Wire range (AWG/mm ²)	26~12	0.2~2.5
Connection Capacity		
Max. Solid (mm ²)	4	
Max. Stranded (mm ²)	2.5	
General Data		
Stripping length (mm)	10	
Insulation material	PA	
T / W (mm)	5.1 / 78.5	
H / H on TS-35 (mm)	46 / 47.5	
Package	50	

DPP2.5N-TG		
Rated Data	UL	IEC
Rated Voltage (V)	300	400
Rated Current (A)	18/20	20
Rated impulse voltage	6KV	
Wire range (AWG/mm ²)	26~12	0.2~2.5
Connection Capacity		
Max. Solid (mm ²)	4	
Max. Stranded (mm ²)	2.5	
General Data		
Stripping length (mm)	10	
Insulation material	PA	
T / W (mm)	5.1 / 78.5	
H / H on TS-35 (mm)	47.7 / 49.2	
Package	50	

DPP2.5N-CP		
Rated Data	UL	IEC
Rated Voltage (V)	300	400
Rated Current (A)	6/20	6/20
Rated impulse voltage	6KV	
Wire range (AWG/mm ²)	26~12	0.2~2.5
Connection Capacity		
Max. Solid (mm ²)	4	
Max. Stranded (mm ²)	2.5	
General Data		
Stripping length (mm)	10	
Insulation material	PA	
T / W (mm)	5.1 / 78.5	
H / H on TS-35 (mm)	67.2 / 68.7	
Package	50	

Color	Part number	Package
■	DPP2.5N-T-RD	50
■	DPP2.5N-T-BL	50
Part number		
	DPP2.5C-T	10
	DSD01-2.502N	50
	DSD01-2.503N	50
	DSD01-2.504N	50
	DSD01-2.505N	10
	DSD01-2.510N	10
	DSD01-2.520N	10
	DSD06-2.5500T	1
	0208-T001	10
	0208-E001	10
	AKP-CP	20
	AKP-TP	20
	TM52HW	20
	TM-R100	10
	TS-35	20
	TS-35/15	10
	0.6 x 3.5 DNT11-0107	
	Page 190~191	

Color	Part number	Package
■	DPP2.5N-TG-RD	50
■	DPP2.5N-TG-BL	50
Part number		
	DPP2.5C-T	10
	DSD01-2.502N	50
	DSD01-2.503N	50
	DSD01-2.504N	50
	DSD01-2.505N	10
	DSD01-2.510N	10
	DSD01-2.520N	10
	DSD06-2.5500T	1
	0208-T001	10
	0208-E001	10
	AKP-CP	20
	AKP-TP	20
	TM52HW	20
	TM-R100	10
	TS-35	20
	TS-35/15	10
	0.6 x 3.5 DNT11-0107	
	Page 190~191	

Color	Part number	Package
■	DPP2.5N-CP-RD	50
■	DPP2.5N-CP-BL	50
Part number		
	DPP2.5C-T	10
	DSD01-2.502N	50
	DSD01-2.503N	50
	DSD01-2.504N	50
	DSD01-2.505N	10
	DSD01-2.510N	10
	DSD01-2.520N	10
	DSD06-2.5500T	1
	0208-T001	10
	0208-E001	10
	AKP-CP	20
	AKP-TP	20
	TM52HW	20
	TM-R100	10
	TS-35	20
	TS-35/15	10
	0.6 x 3.5 DNT11-0107	
	Page 190~191	

* Using DSD06-2.5500T Plug-in bridge, the rated current will drop to 17.5A

* Using DSD06-2.5500T Plug-in bridge, the rated current will drop to 17.5A

* Using DSD06-2.5500T Plug-in bridge, the rated current will drop to 17.5A

Bi-Level Knife and Disconnect Terminal Blocks



PID




The PID, DPP2.5N-T is the double level knife disconnect terminal block, are characterized by its compact structure and easy disconnection of the circuit for testing. The product has two individual potentials for higher density contact, and supports plug-in bridge for equipotential function.

DPP2.5N-M..


Accessories

- End cover
- Plug-in bridge
 - 2
 - 3
 - 4
 - 5
 - 10
 - 20
- Plug-in bridge 500
- Test plug
- Spacer
- Marking label
- Continuous flat marking label
- DIN rail
- Tool (mm)
- Fuse type
- Ferrule



DPP2.5N-M			
Rated Data	UL	IEC	
Rated Voltage (V)	300	250	
Rated Current (A)	10/20	6.3/20	
Rated impulse voltage	4KV		
Wire range (AWG/mm ²)	26~12	0.2~2.5	
Connection Capacity			
Max. Solid (mm ²)	4		
Max. Stranded (mm ²)	2.5		
General Data			
Stripping length (mm)	10		
Insulation material	PA		
T / W (mm)	5.1 / 78.5		
H / H on TS-35 (mm)	94.2 / 95.7		
Package	50		
Part number	Package		
DPP2.5C-T	10		
DSD01-2.502N	50		
DSD01-2.503N	50		
DSD01-2.504N	50		
DSD01-2.505N	10		
DSD01-2.510N	10		
DSD01-2.520N	10		
DSD06-2.5500T	1		
0208-T001	10		
0208-E001	10		
TM52HW	20		
TM-R100	10		
TS-35	20		
TS-35/15	10		
0.6 x 3.5 DNT11-0107	0.6 x 3.5 DNT11-0107		
Glass 5X20	Glass 5X20		
Page 190~191	Page 190~191		

* Using DSD06-2.5500T Plug-in bridge, the rated current will drop to 17.5A



DPP2.5N-MLXX*			
Rated Data	UL	IEC	
Rated Voltage (V)	300	-	
Rated Current (A)	10/20	6.3/20	
Rated impulse voltage	4KV		
Wire range (AWG/mm ²)	26~12	0.2~2.5	
Connection Capacity			
Max. Solid (mm ²)	4		
Max. Stranded (mm ²)	2.5		
General Data			
Stripping length (mm)	10		
Insulation material	PA		
T / W (mm)	5.1 / 78.5		
H / H on TS-35 (mm)	94.2 / 95.7		
Package	50		
Part number	Package		
DPP2.5C-T	10		
DSD01-2.502N	50		
DSD01-2.503N	50		
DSD01-2.504N	50		
DSD01-2.505N	10		
DSD01-2.510N	10		
DSD01-2.520N	10		
DSD06-2.5500T	1		
0208-T001	10		
0208-E001	10		
TM52HW	20		
TM-R100	10		
TS-35	20		
TS-35/15	10		
0.6 x 3.5 DNT11-0107	0.6 x 3.5 DNT11-0107		
Glass 5X20	Glass 5X20		
Page 190~191	Page 190~191		

* Using DSD06-2.5500T Plug-in bridge, the rated current will drop to 17.5A

* DPP2.5N-MLXX with LED display.

Part number	LED	Voltage
DPP2.5N-ML24	with LED light	24V
DPP2.5N-ML60	with LED light	60V
DPP2.5N-ML250	with LED light	250V

DP4/6 Fuse Terminal Blocks Introduction



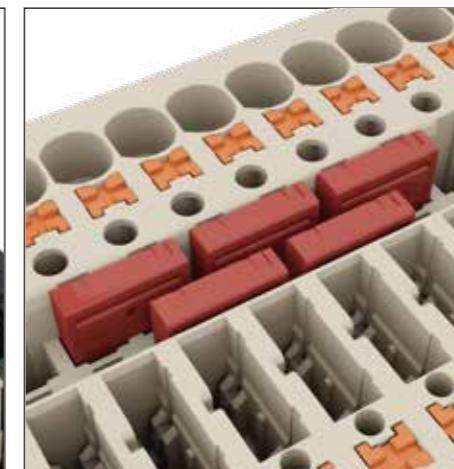
The fuse terminal block supports cartridge fuse and car fuse, which with a 2-way LED indicator to afford the use of different current directions.

The product adopts rotary lever or lever type fuse carrier to be applied in various fields. PID connection method enables quick wiring and saves user's wiring time. The compact design provides high density connection in limited space.

It can support continuous flat marking labels, and the flexible marking system offers convenient installation and brings users more conveniences when wiring.



The fuse terminal block supports cartridge fuse, car fuse and two-way LED indicator to identify current direction. The product adopts rotary lever or lever type fuse carrier.



The product has 2 jumper slots, which enables any numbers of terminal blocks to be shorted by use of 2P jumper. Mating with the continuous flat marking label makes easy and clear indication for installation and makes wiring much efficient.



PID type is able to install wire without tool and save much wiring time, and offer high density wiring connection in limited space.

Lever-Type Fuse Disconnect Terminal Blocks




The PID, DP...NU-TN-TF is a 3 port disconnect terminal block with fuse lever. The product supports 5X20mm cartridge fuse inside the fuse holder. The cartridge fuse can be placed inside the fuse holder and clip on the slot.

DP..NU-TN-TF..


Accessories

End cover	
Plug-in bridge	
2	
3	
4	
5	
10	
20	
Marking label	
Continuous flat marking label	
DIN rail	
Tool (mm)	
Fuse type	
Ferrule	




DP2.5NU-TN-T		
Rated Data	UL	IEC
Rated Voltage (V)	300	250
Rated Current (A)	12	6.3
Rated impulse voltage	4KV	
Wire range (AWG/mm ²)	26~12	0.14~2.5
Connection Capacity		
Max. Solid (mm ²)	4	
Max. Stranded (mm ²)	2.5	
General Data		
Stripping length (mm)	9~10	
Insulation material	PA	
T / W (mm)	6.1 / 67.3	
H / H on TS-35 (mm)	64.6 / 72.1	
Package	50	

Part number	Package
DP2.5NUC-TN-TF	10
DSD01-402N	50
DSD01-403N	50
DSD01-404N	50
DSD01-405N	10
DSD01-410N	10
DSD01-420N	10
TM53HW	20
TM-R100	10
TS-35	20
TS-35/15	10
0.6x3.5 DNT11-0107	
Glass 5X20	
Page 190~191	



DP2.5NU-TN-TF		
Rated Data	UL	IEC
Rated Voltage (V)	300	250
Rated Current (A)	12	6.3
Rated impulse voltage	4KV	
Wire range (AWG/mm ²)	26~12	0.14~2.5
Connection Capacity		
Max. Solid (mm ²)	4	
Max. Stranded (mm ²)	2.5	
General Data		
Stripping length (mm)	9~10	
Insulation material	PA	
T / W (mm)	6.1 / 67.3	
H / H on TS-35 (mm)	64.6 / 72.1	
Package	50	

Part number	Package
DP2.5NUC-TN-TF	10
DSD01-402N	50
DSD01-403N	50
DSD01-404N	50
DSD01-405N	10
DSD01-410N	10
DSD01-420N	10
TM53HW	20
TM-R100	10
TS-35	20
TS-35/15	10
0.6x3.5 DNT11-0107	
Glass 5X20	
Page 190~191	



DP2.5NU-TN-TFLXX*		
Rated Data	UL	IEC
Rated Voltage (V)	300	-*
Rated Current (A)	12	6.3
Rated impulse voltage	4KV	
Wire range (AWG/mm ²)	26~12	0.14~2.5
Connection Capacity		
Max. Solid (mm ²)	4	
Max. Stranded (mm ²)	2.5	
General Data		
Stripping length (mm)	9~10	
Insulation material	PA	
T / W (mm)	6.1 / 67.3	
H / H on TS-35 (mm)	64.6 / 72.1	
Package	50	

Part number	Package
DP2.5NUC-TN-TF	10
DSD01-402N	50
DSD01-403N	50
DSD01-404N	50
DSD01-405N	10
DSD01-410N	10
DSD01-420N	10
TM53HW	20
TM-R100	10
TS-35	20
TS-35/15	10
0.6x3.5 DNT11-0107	
Glass 5X20	
Page 190~191	

*DP2.5NU-TN-TFLXX with LED display.

Part number	LED	Voltage
DP2.5NU-TN-TFL24	with LED light	24V
DP2.5NU-TN-TFL60	with LED light	60V
DP2.5NU-TN-TFL110	with LED light	110V
DP2.5NU-TN-TFL250	with LED light	250V



Part number	LED	Voltage
AKP-FUF(5X20)	-	-
AKP-FUFL24(5X20)	with LED light	24V
AKP-FUFL60(5X20)	with LED light	60V
AKP-FUFL250(5X20)	with LED light	250V

Lever-Type Fuse Disconnect Terminal Blocks




The PID, DP...NU-TR-TF is a 4 port disconnect terminal block with fuse lever. The product supports 5X20mm cartridge fuse inside the fuse holder. The cartridge fuse can be placed inside the fuse holder and clip on the slot.

DP..NU-TR-TF..


Accessories

End cover	
Plug-in bridge	
2	
3	
4	
5	
10	
20	
Marking label	
Continuous flat marking label	
DIN rail	
Tool (mm)	
Fuse type	
Ferrule	




DP2.5NU-TR-T		
Rated Data	UL	IEC
Rated Voltage (V)	300	250
Rated Current (A)	12	6.3
Rated impulse voltage	4KV	
Wire range (AWG/mm ²)	26~12	0.14~2.5
Connection Capacity		
Max. Solid (mm ²)	4	
Max. Stranded (mm ²)	2.5	
General Data		
Stripping length (mm)	9~10	
Insulation material	PA	
T / W (mm)	6.1 / 80.4	
H / H on TS-35 (mm)	64.6 / 72.1	
Package	50	

Part number	Package
DP2.5NUC-TR-TF	10
DSD01-402N	50
DSD01-403N	50
DSD01-404N	50
DSD01-405N	10
DSD01-410N	10
DSD01-420N	10
TM53HW	20
TM-R100	10
TS-35	20
TS-35/15	10
0.6x3.5 DNT11-0107	
Glass 5X20	
Page 190~191	



DP2.5NU-TR-TF		
Rated Data	UL	IEC
Rated Voltage (V)	300	250
Rated Current (A)	12	6.3
Rated impulse voltage	4KV	
Wire range (AWG/mm ²)	26~12	0.14~2.5
Connection Capacity		
Max. Solid (mm ²)	4	
Max. Stranded (mm ²)	2.5	
General Data		
Stripping length (mm)	9~10	
Insulation material	PA	
T / W (mm)	6.1 / 80.4	
H / H on TS-35 (mm)	64.6 / 72.1	
Package	50	

Part number	Package
DP2.5NUC-TR-TF	10
DSD01-402N	50
DSD01-403N	50
DSD01-404N	50
DSD01-405N	10
DSD01-410N	10
DSD01-420N	10
TM53HW	20
TM-R100	10
TS-35	20
TS-35/15	10
0.6x3.5 DNT11-0107	
Glass 5X20	
Page 190~191	



DP2.5NU-TR-TFLXX*		
Rated Data	UL	IEC
Rated Voltage (V)	300	-*
Rated Current (A)	12	6.3
Rated impulse voltage	4KV	
Wire range (AWG/mm ²)	26~12	0.14~2.5
Connection Capacity		
Max. Solid (mm ²)	4	
Max. Stranded (mm ²)	2.5	
General Data		
Stripping length (mm)	9~10	
Insulation material	PA	
T / W (mm)	6.1 / 80.4	
H / H on TS-35 (mm)	64.6 / 72.1	
Package	50	

Part number	Package
DP2.5NUC-TR-TF	10
DSD01-402N	50
DSD01-403N	50
DSD01-404N	50
DSD01-405N	10
DSD01-410N	10
DSD01-420N	10
TM53HW	20
TM-R100	10
TS-35	20
TS-35/15	10
0.6x3.5 DNT11-0107	
Glass 5X20	
Page 190~191	

*DP2.5NU-TR-TFLXX with LED display.

Part number	LED	Voltage
DP2.5NU-TR-TFL24	with LED light	24V
DP2.5NU-TR-TFL60	with LED light	60V
DP2.5NU-TR-TFL110	with LED light	110V
DP2.5NU-TR-TFL250	with LED light	250V

Lever-Type Fuse Disconnect Terminal Blocks


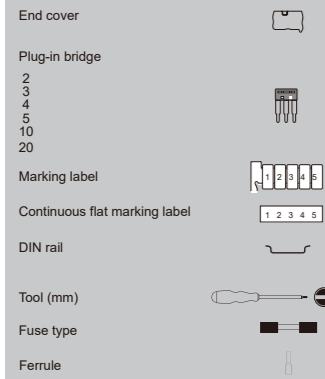


The PID, DP...N-TF is disconnect terminal block with fuse lever.


The product supports 5X20mm cartridge fuse inside the fuse holder. The cartridge fuse can be placed inside the fuse holder and clip on the slot.

DP..N-TF

Accessories



DP4N-TF		
Rated Data	UL	IEC
Rated Voltage (V)	300	250
Rated Current (A)	6.3	6.3
Rated impulse voltage	4KV	
Wire range (AWG/mm ²)	24~10	0.2~4
Connection Capacity		
Max. Solid (mm ²)	6	
Max. Stranded (mm ²)	4	
General Data		
Stripping length (mm)	12	
Insulation material	PA	
T / W (mm)	6.1 / 57	
H / H on TS-35 (mm)	63.1 / 64.6	
Package	50	
Part number	Package	
DP4C-TFU	10	
DSD01-402N	50	
DSD01-403N	50	
DSD01-404N	50	
DSD01-405N	10	
DSD01-410N	10	
DSD01-420N	10	
TM53HW	20	
TM-R100	10	
TS-35	20	
TS-35/15	10	
0.8 x 4 DNT11-0109		
Glass 5X20		
Page 190~191		




DP4N-TFLXX*		
Rated Data	UL	IEC
Rated Voltage (V)	300	-*
Rated Current (A)	6.3	6.3
Rated impulse voltage	4KV	
Wire range (AWG/mm ²)	24~10	0.2~4
Connection Capacity		
Max. Solid (mm ²)	6	
Max. Stranded (mm ²)	4	
General Data		
Stripping length (mm)	12	
Insulation material	PA	
T / W (mm)	6.1 / 57	
H / H on TS-35 (mm)	63.1 / 64.6	
Package	50	
Part number	Package	
DP4C-TFU	10	
DSD01-402N	50	
DSD01-403N	50	
DSD01-404N	50	
DSD01-405N	10	
DSD01-410N	10	
DSD01-420N	10	
TM53HW	20	
TM-R100	10	
TS-35	20	
TS-35/15	10	
0.8 x 4 DNT11-0109		
Glass 5X20		
Page 190~191		

*DP4N-TFLXX with LED display.

Part number	LED	Voltage
DP4N-TFL24	with LED light	24V
DP4N-TFL60	with LED light	60V
DP4N-TFL110	with LED light	110V
DP4N-TFL250	with LED light	250V

Lever-Type Fuse Disconnect Terminal Blocks


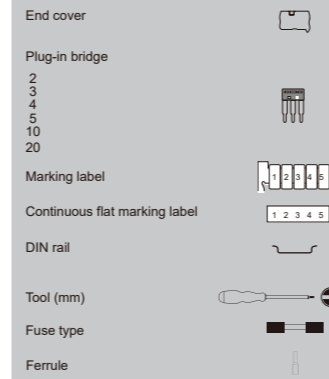


The PID, DP...N-TF is disconnect terminal block with fuse lever.


The product supports 5X20mm cartridge fuse inside the fuse holder. The cartridge fuse can be placed inside the fuse holder and clip on the slot.

DP..N-TF


Accessories



DP6N-T		
Rated Data	UL	IEC
Rated Voltage (V)	300	250
Rated Current (A)	10	10
Rated impulse voltage	4KV	
Wire range (AWG/mm ²)	20~8	0.5~6
Connection Capacity		
Max. Solid (mm ²)	10	
Max. Stranded (mm ²)	6	
General Data		
Stripping length (mm)	10~12	
Insulation material	PA	
T / W (mm)	8 / 74.6	
H / H on TS-35 (mm)	70.1 / 71.6	
Package	50	
Part number	Package	
DSD01-602N	50	
DSD01-603N	50	
DSD01-604N	50	
DSD01-605N	10	
DSD01-610N	10	
TM54HW	20	
TM-R100	10	
TS-35	20	
TS-35/15	10	
0.8 x 4 DNT11-0109		
Glass 6.3X32		
Page 190~191		



DP6N-TFS		
Rated Data	UL	IEC
Rated Voltage (V)	300	250
Rated Current (A)	10	10
Rated impulse voltage	4KV	
Wire range (AWG/mm ²)	20~8	0.5~6
Connection Capacity		
Max. Solid (mm ²)	10	
Max. Stranded (mm ²)	6	
General Data		
Stripping length (mm)	10~12	
Insulation material	PA	
T / W (mm)	8 / 74.6	
H / H on TS-35 (mm)	70.1 / 71.6	
Package	50	
Part number	Package	
DSD01-602N	50	
DSD01-603N	50	
DSD01-604N	50	
DSD01-605N	10	
DSD01-610N	10	
TM54HW	20	
TM-R100	10	
TS-35	20	
TS-35/15	10	
0.8 x 4 DNT11-0109		
Glass 6.3X32		
Page 190~191		



DP6N-TFLXXS		
Rated Data	UL	IEC
Rated Voltage (V)	300	-*
Rated Current (A)	10	10
Rated impulse voltage	4KV	
Wire range (AWG/mm ²)	20~8	0.5~6
Connection Capacity		
Max. Solid (mm ²)	10	
Max. Stranded (mm ²)	6	
General Data		
Stripping length (mm)	10~12	
Insulation material	PA	
T / W (mm)	8 / 74.6	
H / H on TS-35 (mm)	70.1 / 71.6	
Package	50	
Part number	Package	
DSD01-602N	50	
DSD01-603N	50	
DSD01-604N	50	
DSD01-605N	10	
DSD01-610N	10	
TM54HW	20	
TM-R100	10	
TS-35	20	
TS-35/15	10	
0.8 x 4 DNT11-0109		
Glass 6.3X32		
Page 190~191		

* DP6N-TFLXXS with LED display.

Part number	LED	Voltage
DP6N-TFL24S	with LED light	24V
DP6N-TFL60S	with LED light	60V
DP6N-TFL110S	with LED light	110V
DP6N-TFL250S	with LED light	250V



Part number	LED	Voltage
AKP-FUFS	-	-
AKP-FUFL24S	with LED light	24V
AKP-FUFL60S	with LED light	60V
AKP-FUFL250S	with LED light	250V

Lever-Type Fuse Disconnect Terminal Blocks

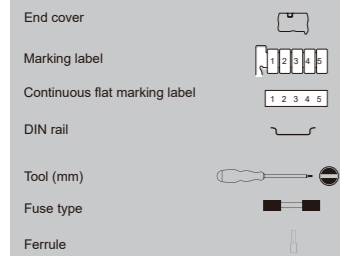


The PID, DP4N-TFH are offered with fuse cap supported by the loaded spring. The cap can be ejected when inserting the fuse.

This product supports LED for clear indication.


DP..N-TFH

Accessories




DP4N-TFHB		
Rated Data	UL	IEC
Rated Voltage (V)	300	250
Rated Current (A)	6.3	6.3
Rated impulse voltage	4KV	
Wire range (AWG/mm ²)	24~10	0.2~4
Connection Capacity		
Max. Solid (mm ²)	6	
Max. Stranded (mm ²)	4	
General Data		
Stripping length (mm)	10~12	
Insulation material	PA	
T / W (mm)	8 / 67.3	
H / H on TS-35 (mm)	44.2 / 45.7	
Package	50	

Part number	Package
DP4C-TFH	10
TM54HW	20
TM-R100	10
TS-35	20
TS-35/15	10
0.8 x 4 DNT11-0109	
Glass 5X20	
Page 190~191	



DP4N-TFH		
Rated Data	UL	IEC
Rated Voltage (V)	300	250
Rated Current (A)	6.3	6.3
Rated impulse voltage	4KV	
Wire range (AWG/mm ²)	24~10	0.2~4
Connection Capacity		
Max. Solid (mm ²)	6	
Max. Stranded (mm ²)	4	
General Data		
Stripping length (mm)	10~12	
Insulation material	PA	
T / W (mm)	8 / 67.3	
H / H on TS-35 (mm)	44.2 / 45.7	
Package	50	

Part number	Package
DP4C-TFH	10
TM54HW	20
TM-R100	10
TS-35	20
TS-35/15	10
0.8 x 4 DNT11-0109	
Glass 5X20	
Page 190~191	



DP4N-TFHLXX*		
Rated Data	UL	IEC
Rated Voltage (V)	300	-*
Rated Current (A)	6.3	6.3
Rated impulse voltage	4KV	
Wire range (AWG/mm ²)	24~10	0.2~4
Connection Capacity		
Max. Solid (mm ²)	6	
Max. Stranded (mm ²)	4	
General Data		
Stripping length (mm)	10~12	
Insulation material	PA	
T / W (mm)	8 / 67.3	
H / H on TS-35 (mm)	44.2 / 45.7	
Package	50	

Part number	Package
DP4C-TFH	10
TM54HW	20
TM-R100	10
TS-35	20
TS-35/15	10
0.8 x 4 DNT11-0109	
Glass 5X20	
Page 190~191	

* DP4N-TFHLXX with LED display.

Part number	LED	Voltage
DP4N-TFHL24	with LED light	24V
DP4N-TFHL60	with LED light	60V
DP4N-TFHL110	with LED light	110V
DP4N-TFHL250	with LED light	250V

Part number	LED	Voltage
TFH-FU(5X20)	-	-
TFH-FUL24(5X20)	with LED light	24V
TFH-FUL60(5X20)	with LED light	60V
TFH-FUL250(5X20)	with LED light	250V

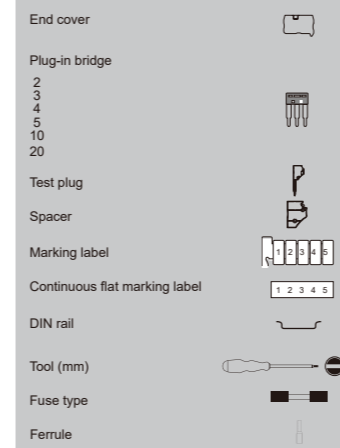
Lever-Type Fuse Disconnect Terminal Blocks



The PID, DPP2.5NU-TF is disconnect terminal block with fuse lever. The product supports 5X20mm cartridge fuse inside the fuse holder. The cartridge fuse can be placed inside the fuse holder and clip on the slot. Double-layer design, with each layer connecting independently. This reduces the installation space requirement by 50%.


DPP2.5NU-TF

Accessories




DPP2.5NU-T		
Rated Data	UL	IEC
Rated Voltage (V)	300	250
Rated Current (A)	6.3/20	6.3/22
Rated impulse voltage	4KV	
Wire range (AWG/mm ²)	26~12	0.14~2.5
Connection Capacity		
Max. Solid (mm ²)	4	
Max. Stranded (mm ²)	2.5	
General Data		
Stripping length (mm)	9~10	
Insulation material	PA	
T / W (mm)	6.1 / 96	
H / H on TS-35 (mm)	74.1 / 75.6	
Package	50	

Part number	Package
DPP2.5NUC-TF	10
DSD01-402N	50
DSD01-403N	50
DSD01-404N	50
DSD01-405N	10
DSD01-410N	10
DSD01-420N	10
0208-T002	10
0208-E002	10
TM53HW	20
TM-R100	10
TS-35	20
TS-35/15	10
0.6x3.5 DNT11-0107	
Glass 5X20	
Page 190~191	



DPP2.5NU-TF		
Rated Data	UL	IEC
Rated Voltage (V)	300	250
Rated Current (A)	6.3/20	6.3/22
Rated impulse voltage	4KV	
Wire range (AWG/mm ²)	26~12	0.14~2.5
Connection Capacity		
Max. Solid (mm ²)	4	
Max. Stranded (mm ²)	2.5	
General Data		
Stripping length (mm)	9~10	
Insulation material	PA	
T / W (mm)	6.1 / 96	
H / H on TS-35 (mm)	74.1 / 75.6	
Package	50	

Part number	Package
DPP2.5NUC-TF	10
DSD01-402N	50
DSD01-403N	50
DSD01-404N	50
DSD01-405N	10
DSD01-410N	10
DSD01-420N	10
0208-T002	10
0208-E002	10
TM53HW	20
TM-R100	10
TS-35	20
TS-35/15	10
0.6x3.5 DNT11-0107	
Glass 5X20	
Page 190~191	




DPP2.5NU-TFLXX*		
Rated Data	UL	IEC
Rated Voltage (V)	300	-*
Rated Current (A)	6.3/20	6.3/22
Rated impulse voltage	4KV	
Wire range (AWG/mm ²)	26~12	0.14~2.5
Connection Capacity		
Max. Solid (mm ²)	4	
Max. Stranded (mm ²)	2.5	
General Data		
Stripping length (mm)	9~10	
Insulation material	PA	
T / W (mm)	6.1 / 96	
H / H on TS-35 (mm)	74.1 / 75.6	
Package	50	

Part number	Package
DPP2.5NUC-TF	10
DSD01-402N	50
DSD01-403N	50
DSD01-404N	50
DSD01-405N	10
DSD01-410N	10
DSD01-420N	10
0208-T002	10
0208-E002	10
TM53HW	20
TM-R100	10
TS-35	20
TS-35/15	10
0.6x3.5 DNT11-0107	
Glass 5X20	
Page 190~191	

* DPP2.5NU-TFLXX with LED display.

Part number	LED	Voltage
DPP2.5NU-TFL24	with LED light	24V
DPP2.5NU-TFL60	with LED light	60V
DPP2.5NU-TFL110	with LED light	110V
DPP2.5NU-TFL250	with LED light	250V

Fuse Disconnect Terminal Blocks




The PID, DP4N-TFU is the disconnect terminal block with fuse plug. The product support both fuse plug with LED and type F and type C flat fuse. The structure of the terminal block is compact and the fuse plug can be easily disconnected during the fuse replacement.


DP.N-TFU

Accessories

- End cover
- Plug-in bridge
 - 2
 - 3
 - 4
 - 5
 - 10
 - 20
- Test plug
- Spacer
- Marking label
- Continuous flat marking label
- DIN rail
- Tool (mm)
- Fuse type
- Ferrule




DP4N-TFU		
Rated Data	UL	IEC
Rated Voltage (V)	300	400
Rated Current (A)	15	10
Rated impulse voltage	6KV	
Wire range (AWG/mm ²)	24~10	0.2~4
Connection Capacity		
Max. Solid (mm ²)	6	
Max. Stranded (mm ²)	4	
General Data		
Stripping length (mm)	12	
Insulation material	PA	
T / W (mm)	6.1 / 57	
H / H on TS-35 (mm)	35 / 36.5	
Package	20	
Part number	Package	
DP4C-TFU	10	
DSD01-402N	50	
DSD01-403N	50	
DSD01-404N	50	
DSD01-405N	10	
DSD01-410N	10	
DSD01-420N	10	
0208-T002	10	
0208-E002	10	
TM53HW	20	
TM-R100	10	
TS-35	20	
TS-35/15	10	
0.8 x 4 DNT11-0109		
Flat, Type F		
Page 190~191		



DP4N-TFULXX*		
Rated Data	UL	IEC
Rated Voltage (V)	300	-*
Rated Current (A)	15	10
Rated impulse voltage	6KV	
Wire range (AWG/mm ²)	24~10	0.2~4
Connection Capacity		
Max. Solid (mm ²)	6	
Max. Stranded (mm ²)	4	
General Data		
Stripping length (mm)	12	
Insulation material	PA	
T / W (mm)	6.1 / 57	
H / H on TS-35 (mm)	35 / 36.5	
Package	20	
Part number	Package	
DP4C-TFU	10	
DSD01-402N	50	
DSD01-403N	50	
DSD01-404N	50	
DSD01-405N	10	
DSD01-410N	10	
DSD01-420N	10	
0208-T002	10	
0208-E002	10	
TM53HW	20	
TM-R100	10	
TS-35	20	
TS-35/15	10	
0.8 x 4 DNT11-0109		
Flat, Type F		
Page 190~191		


* DP4N-TFULXX with LED display.

Part number	LED	Voltage
DP4N-TFUL12	with LED light	12V
DP4N-TFUL24	with LED light	24V
DP4N-TFUL48	with LED light	48V



DP6N-TFV		
Rated Data	UL	IEC
Rated Voltage (V)	300	400
Rated Current (A)	25	30
Rated impulse voltage	6KV	
Wire range (AWG/mm ²)	20~8	0.5~6
Connection Capacity		
Max. Solid (mm ²)	10	
Max. Stranded (mm ²)	6	
General Data		
Stripping length (mm)	12	
Insulation material	PA	
T / W (mm)	8 / 74.6	
H / H on TS-35 (mm)	43.8 / 45.3	
Package	20	
Part number	Package	
DSD01-602N	50	
DSD01-603N	50	
DSD01-604N	50	
DSD01-605N	10	
DSD01-610N	10	
0208-T003	10	
0208-E003	10	
TM54HW	20	
TM-R100	10	
TS-35	20	
TS-35/15	10	
0.8 x 4 DNT11-0109		
Flat, Type C		
Page 190~191		

Fuse Disconnect Terminal Blocks




DP6N-TFVLXX*		
Rated Data	UL	IEC
Rated Voltage (V)	300	-*
Rated Current (A)	25	30
Rated impulse voltage	6KV	
Wire range (AWG/mm ²)	20~8	0.5~6
Connection Capacity		
Max. Solid (mm ²)	10	
Max. Stranded (mm ²)	6	
General Data		
Stripping length (mm)	12	
Insulation material	PA	
T / W (mm)	8 / 74.6	
H / H on TS-35 (mm)	43.8 / 45.3	
Package	20	
Part number	Package	
DSD01-602N	50	
DSD01-603N	50	
DSD01-604N	50	
DSD01-605N	10	
DSD01-610N	10	
0208-T003	10	
0208-E003	10	
TM54HW	20	
TM-R100	10	
TS-35	20	
TS-35/15	10	
0.8 x 4 DNT11-0109		
Flat, Type C		
Page 190~191		

* DP6N-TFVLXX with LED display.

Part number	LED	Voltage
DP6N-TFVL12	with LED light	12V
DP6N-TFVL24	with LED light	24V
DP6N-TFVL48	with LED light	48V

Flat Fuse



Test Disconnect Terminal Blocks




Test disconnect terminal blocks are designed specifically for the secondary circuit of current transformers. DPTL6 and DPTD6 can be configured with fixed bridges, switch bars and 4mm test plugs as a simple detection circuit.

Use lever to connect or disconnect the connection of the terminal block, and a 4mm test probe can be used to check the signal inside the circuit. Less space is required to connect multiple measuring devices or protective relays.

DPTD6..


Accessories

- End cover
- Plug-in bridge
 - 2
 - 3
 - 4
 - 5
- Test plug
- Spacer
- Switching jumper
 - 2
 - 3
 - 4
- Operating lever
 - 2
 - 3
 - 4
- Marking label (Center / Outer)
- Continuous flat marking label (Center / Outer)
- DIN rail
- Tool (mm)
- Ferrule




DPTD6N		
Rated Data	UL	IEC
Rated Voltage (V)	600	1000
Rated Current (A)	30	30
Rated impulse voltage	6KV	
Wire range (AWG/mm ²)	20~8	0.5~6
Connection Capacity		
Max. Solid (mm ²)	10	
Max. Stranded (mm ²)	6	
General Data		
Stripping length (mm)	12	
Insulation material	PA	
T / W (mm)	8 / 104.6	
H / H on TS-35 (mm)	48.5 / 50	
Package	50	

Part number	Package
DPTD6C	10
DSD01-602N	50
DSD01-603N	50
DSD01-604N	50
DSD01-605N	10
DSD01-610N	10
0208-T003	
0208-E003	
DSD01-602R	50
DSD01-603R	50
DSD01-604R	50
DPTD-CAP02	50
DPTD-CAP03	50
DPTD-CAP04	50
TM49LW / TM44LW	20
TM-R200 / TM-R100	10
TS-35	20
TS-35/15	10
0.8 x 4 DNT11-0109	
Page 190~191	



DPTL6N		
Rated Data	UL	IEC
Rated Voltage (V)	600	1000
Rated Current (A)	30	41
Rated impulse voltage	6KV	
Wire range (AWG/mm ²)	20~8	0.5~6
Connection Capacity		
Max. Solid (mm ²)	10	
Max. Stranded (mm ²)	6	
General Data		
Stripping length (mm)	12	
Insulation material	PA	
T / W (mm)	8 / 104.6	
H / H on TS-35 (mm)	48.5 / 50	
Package	50	

Part number	Package
DPTD6C	10
DSD01-602N	50
DSD01-603N	50
DSD01-604N	50
DSD01-605N	10
DSD01-610N	10
0208-T003	
0208-E003	
DSD01-602R	50
DSD01-603R	50
DSD01-604R	50
DPTD-CAP02	50
DPTD-CAP03	50
DPTD-CAP04	50
TM49LW / TM44LW	20
TM-R200 / TM-R100	10
TS-35	20
TS-35/15	10
0.8 x 4 DNT11-0109	
Page 190~191	



DPTD6N-D05		
Rated Data	UL	IEC
Rated Voltage (V)	600	1000
Rated Current (A)	1.3	1.3
Rated impulse voltage	8KV	
Wire range (AWG/mm ²)	20~8	0.5~6
Connection Capacity		
Max. Solid (mm ²)	10	
Max. Stranded (mm ²)	6	
General Data		
Stripping length (mm)	12	
Insulation material	PA	
T / W (mm)	8 / 104.6	
H / H on TS-35 (mm)	48.5 / 50	
Package	50	

Part number	Package
DPTD6C	10
DSD01-602N	50
DSD01-603N	50
DSD01-604N	50
DSD01-605N	10
DSD01-610N	10
0208-T003	
0208-E003	
DSD01-602R	50
DSD01-603R	50
DSD01-604R	50
DPTD-CAP02	50
DPTD-CAP03	50
DPTD-CAP04	50
TM49LW / TM44LW	20
TM-R200 / TM-R100	10
TS-35	20
TS-35/15	10
0.8 x 4 DNT11-0109	
Page 190~191	

Diode Terminal Blocks




DPTD series is a diode terminal block that is used for a fast and reliable protection against reversed currents. Although standard products can generally be used in AC applications, a more specific approach is required for DC applications, such as photovoltaic applications.

DPTD6..


Accessories

- End cover
- Plug-in bridge
 - 2
 - 3
 - 4
 - 5
 - 10
- Test plug
- Spacer
- Marking label (Center / Outer)
- Continuous flat marking label (Center / Outer)
- DIN rail
- Tool (mm)
- Ferrule



DPTD6N-D05		
Rated Data	UL	IEC
Rated Voltage (V)	600	1000
Rated Current (A)	1.3	1.3
Rated impulse voltage	8KV	
Wire range (AWG/mm ²)	20~8	0.5~6
Connection Capacity		
Max. Solid (mm ²)	10	
Max. Stranded (mm ²)	6	
General Data		
Stripping length (mm)	12	
Insulation material	PA	
T / W (mm)	8 / 104.6	
H / H on TS-35 (mm)	48.5 / 50	
Package	50	

Part number	Package
DPTD6C	10
DSD01-602N	50
DSD01-603N	50
DSD01-604N	50
DSD01-605N	10
DSD01-610N	10
0208-T003	
0208-E003	
TM49LW / TM44LW	20
TM-R200 / TM-R100	10
TS-35	20
TS-35/15	10
0.8 x 4 DNT11-0109	
Page 190~191	



DPTD6N-D06		
Rated Data	UL	IEC
Rated Voltage (V)	600	1000
Rated Current (A)	1.3	1.3
Rated impulse voltage	8KV	
Wire range (AWG/mm ²)	20~8	0.5~6
Connection Capacity		
Max. Solid (mm ²)	10	
Max. Stranded (mm ²)	6	
General Data		
Stripping length (mm)	12	
Insulation material	PA	
T / W (mm)	8 / 104.6	
H / H on TS-35 (mm)	48.5 / 50	
Package	50	

Part number	Package
DPTD6C	10
DSD01-602N	50
DSD01-603N	50
DSD01-604N	50
DSD01-605N	10
DSD01-610N	10
0208-T003	
0208-E003	
TM49LW / TM44LW	20
TM-R200 / TM-R100	10
TS-35	20
TS-35/15	10
0.8 x 4 DNT11-0109	
Page 190~191	




DPTD6N-D05		
Rated Data	UL	IEC
Rated Voltage (V)	600	1000
Rated Current (A)	1.3	1.3
Rated impulse voltage	8KV	
Wire range (AWG/mm ²)	20~8	0.5~6
Connection Capacity		
Max. Solid (mm ²)	10	
Max. Stranded (mm ²)	6	
General Data		
Stripping length (mm)	12	
Insulation material	PA	
T / W (mm)	8 / 104.6	
H / H on TS-35 (mm)	48.5 / 50	
Package	50	


Part number	Package
DPTD6C	10
DSD01-602N	50
DSD01-603N	50
DSD01-604N	50
DSD01-605N	10
DSD01-610N	10
0208-T003	
0208-E003	
TM49LW / TM44LW	20
TM-R200 / TM-R100	10
TS-35	20
TS-35/15	10
0.8 x 4 DNT11-0109	
Page 190~191	



Screw Connection Terminal Blocks



- Potential power distribution can be arranged using various plug-in, insertion and screw-on bridges.
- IEC 60947-7-1 & UL 1059 compliance.




Feed-through Terminal Blocks




DK..N series is a screw type terminal block, which wireage is designed for large wiring contact, vibration proof and high reliability, suitable for wire sizes from 2.5 mm² to 35mm². Power distribution can be adjusted by using plug-in bridge on the top and insertion bridge on the side. Various accessories is available for identification and bridging applications.

DK..N




DK2.5N		
Rated Data	UL	IEC
Rated Voltage (V)	600	1000
Rated Current (A)	20	24
Rated impulse voltage	8KV	
Wire range (AWG/mm ²)	22~12	0.34~2.5
Connection Capacity		
Max. Solid (mm ²)	4	
Max. Stranded (mm ²)	2.5	
General Data		
Torque (N.m)	0.4	0.4
Screw thread	M2.5	
Stripping length (mm)	9~11	
Insulation material	PA	
T / W (mm)	5.1 / 40.7	
H / H on TS-35	40.9 / 41.8	
Package	100	

Color	Part number	Package
■	DK2.5N-RD	100
■	DK2.5N-BL	100
Part number	Package	
DK4NC	50	
DKNSPS-005-OR	10	
DKNSPS-008-OR	10	
DKNSPS-001-OR	10	
DSS2.5N-02P	50	
DSS2.5N-03P	50	
DSS2.5N-04P	50	
DSS2.5N-05P	10	
DSS2.5N-10P	10	
DSS2.5N-20P	10	
DSD02-2.5500T		
DSS2.5N-6688-02P	50	
DSS2.5N-6688-03P	10	
DSS2.5N-6688-04P	10	
DSS2.5N-6688-05P	10	
CSC-2.502PN	50	
CSC-2.503PN	50	
CSC-2.504PN	50	
CSC-2.505PN	10	
CSC-2.510PN	10	
DSD02-2.5/6	10	
DSD02-2.5/10	10	
DSD02-2.5/16	10	
0175-T002	50	
0175L1	20	
DK2.5N-KP	20	
DK2.5N-KP(Y)	20	
TM57HW	20	
TM-R200	10	
TS-35	20	
TS-35/15	10	
0.6 x 3.5 DNT11-0107		



DK4N		
Rated Data	UL	IEC
Rated Voltage (V)	600	1000
Rated Current (A)	30	32
Rated impulse voltage	8KV	
Wire range (AWG/mm ²)	22~10	0.34~4
Connection Capacity		
Max. Solid (mm ²)	6	
Max. Stranded (mm ²)	4	
General Data		
Torque (N.m)	0.6	0.5
Screw thread	M3	
Stripping length (mm)	9~11	
Insulation material	PA	
T / W (mm)	6.1 / 40.7	
H / H on TS-35	40.9 / 41.8	
Package	100	


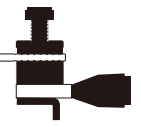
Color	Part number	Package
■	DK4N-RD	100
■	DK4N-BL	100
Part number	Package	
DK4NC	50	
DKNSPS-005-OR	10	
DKNSPS-008-OR	10	
DKNSPS-001-OR	10	
DSS4N-02P	50	
DSS4N-03P	50	
DSS4N-04P	50	
DSS4N-05P	10	
DSS4N-10P	10	
DSS4N-20P	10	
CSC-402PN	50	
CSC-403PN	50	
CSC-404PN	50	
CSC-405PN	10	
CSC-410PN	10	
DSD02-4/6	10	
DSD02-4/10	10	
DSD02-4/16	10	
0175-T003	50	
0175L1	20	
DK4N-KP	20	
DK4N-KP(Y)	20	
TM58HW	20	
TM-R200	10	
TS-35	20	
TS-35/15	10	
0.6 x 3.5 DNT11-0107		



DK6N		
Rated Data	UL	IEC
Rated Voltage (V)	600	1000
Rated Current (A)	50	41
Rated impulse voltage	8KV	
Wire range (AWG/mm ²)	20~8	0.5~6
Connection Capacity		
Max. Solid (mm ²)	10	
Max. Stranded (mm ²)	6	
General Data		
Torque (N.m)	1.2	1.2
Screw thread	M4	
Stripping length (mm)	12~14	
Insulation material	PA	
T / W (mm)	8 / 43.3	
H / H on TS-35	46.3 / 47.3	
Package	100	


Color	Part number	Package
■	DK6N-RD	100
■	DK6N-BL	100
Part number	Package	
DK6NC	50	
DK6NCB	50	
DKNSPS-008-OR	10	
DKNSPS-002-OR	10	
DSS6N-02P	50	
DSS6N-03P	50	
DSS6N-04P	50	
DSS6N-05P	10	
DSS6N-10P	10	
CSC-602PN	50	
CSC-603PN	50	
CSC-604PN	50	
CSC-605PN	10	
CSC-610PN	10	
DSD02-2.5/6	10	
DSD02-4/6	10	
DSD02-6/16	10	
CSC-1002PN	10	
CSC-1003PN	10	
CSC-1004PN	10	
CSC-1005PN	10	
CSC-1010PN	10	
DSD02-2.5/10	10	
DSD02-4/10	10	
DK10N-KP	20	
DK10N-KP(Y)	20	
TM60HW	20	
TM-R200	10	
TS-35	20	
TS-35/15	10	
0.8 x 4.0 DNT11-0109		

Feed-through Terminal Blocks



DK10N		
Rated Data	UL	IEC
Rated Voltage (V)	600	1000
Rated Current (A)	60	57
Rated impulse voltage	8KV	
Wire range (AWG/mm ²)	20~6	0.5~10
Connection Capacity		
Max. Solid (mm ²)	16	
Max. Stranded (mm ²)	10	
General Data		
Torque (N.m)	1.3	1.2
Screw thread	M4	
Stripping length (mm)	12~14	
Insulation material	PA	
T / W (mm)	10 / 43.2	
H / H on TS-35	49.3 / 50.2	
Package	50	

Color	Part number	Package
■	DK10N-RD	50
■	DK10N-BL	50
Part number	Package	
DK10NC	50	
DKNSPS-009-OR	10	
DKNSPS-002-OR	10	
DSS10N-02P	10	
DSS10N-03P	10	
DSS10N-04P	10	
DSS10N-05P	10	
DSS10N-10P	10	
CSC-1602P	10	
CSC-1603P	10	
CSC-1604P	10	
CSC-1605PN	10	
CSC-1610PN	10	
DSD02-2.5/16	10	
DSD02-4/16	10	
DSD02-6/16	10	
DK16N-KP	20	
DK16N-KP(Y)	20	
TM60HW	20	
TM-R200	10	
TS-35	20	
TS-35/15	10	
1.0 x 5.5 DNT11-0111		



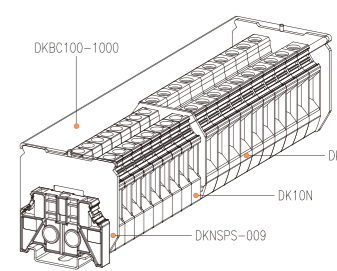
DK16N		
Rated Data	UL	IEC
Rated Voltage (V)	600	1000
Rated Current (A)	100	76
Rated impulse voltage	8KV	
Wire range (AWG/mm ²)	14~3	1.5~16
Connection Capacity		
Max. Solid (mm ²)	25	
Max. Stranded (mm ²)	16	
General Data		
Torque (N.m)	3.4	2
Screw thread	M5	
Stripping length (mm)	14~16	
Insulation material	PA	
T / W (mm)	12 / 49.6	
H / H on TS-35	51.3 / 52.2	
Package	50	

Color	Part number	Package
■	DK16N-RD	50
■	DK16N-BL	50
Part number	Package	
DK16NC	10	
DKNSPS-009-OR	10	
DKNSPS-004-OR	10	
DSS16N-02PN	10	
CSC-1602P	10	
CSC-1603P	10	
CSC-1604P	10	
CSC-1610P	10	
DSD02-2.5/16	10	
DSD02-4/16	10	
DSD02-6/16	10	
CSC-1602P	10	
CSC-1603P	10	
CSC-1604P	10	
CSC-1610P	10	
1.0 x 5.5 DNT11-0111		



DK16T		
Rated Data	UL	IEC
Rated Voltage (V)	1000	1000
Rated Current (A)	100	76
Rated impulse voltage	8KV	
Wire range (AWG/mm ²)	14~3	1.5~16
Connection Capacity		
Max. Solid (mm ²)	25	
Max. Stranded (mm ²)	16	
General Data		
Torque (N.m)	3.4	2
Screw thread	M5	
Stripping length (mm)	14~16	
Insulation material	PA	
T / W (mm)	12 / 54.3	
H / H on TS-35	54.8 / 55.65	
Package	50	

Color	Part number	Package
■	DK16T-RD	50
■	DK16T-BL	50
Part number	Package	
DK16TNC	10	
DKNSPS-009-OR	10	
DKNSPS-003-OR	10	
DSS16N-02PN	10	
CSC-1602P	10	
CSC-1603P	10	
CSC-1604P	10	
CSC-1610P	10	
1.0 x 5.5 DNT11-0111		



Cover	Terminal Block	Partition Plate
DKBC60-1000	DK2.5N, DK4N	DKNSPS-008
DKBC100-1000	DK10N, DK16N	DKNSPS-009
DKBC150-1000	DK35N	DKNSPS-010

Part Number	Package
DKBC60-1000	20
DKBC100-1000	20
DKBC150-1000	20

Accessories


- End cover
- Partition plate
- Separating disk
- Plug-in bridge
 - 2
 - 3
 - 4
 - 5
 - 10
 - 20
- Plug-in bridge 500
- Plug-in bridge
 - 2
 - 3
 - 4
 - 5
- Insertion bridge
 - 2
 - 3
 - 4
 - 5
 - 10
- Reducing bridge
- Test plug
- Lever
- Safety cap
- Marking label
- Continuous flat marking label
- DIN rail
- Tool (mm)

* Using DSD02-2.5500T Plug-in bridge, the rated current will drop to 17.5A


Feed-through Terminal Blocks




DK..N series is a screw type terminal block, which wireage is designed for large wiring contact, vibration proof and high reliability, suitable for wire sizes from 2.5 mm² to 35mm². Power distribution can be adjusted by using plug-in bridge on the top and insertion bridge on the side. Various accessories is available for identification and bridging applications.



DK16H			
Rated Data	UL	IEC	
Rated Voltage (V)	600	1000	
Rated Current (A)	100	101	
Rated impulse voltage	8KV		
Wire range (AWG/mm ²)	14~3	1.5~25	
Connection Capacity			
Max. Solid (mm ²)	25		
Max. Stranded (mm ²)	25		
General Data			
Torque (N.m)	2.5~3.4	2	
Screw thread	M5		
Stripping length (mm)	13~15		
Insulation material	PA		
T / W (mm)	12 / 48		
H / H on TS-35 (mm)	51.3 / 52.2		
Package	50		



DK35N			
Rated Data	UL	IEC	
Rated Voltage (V)	600	1000	
Rated Current (A)	150	125	
Rated impulse voltage	8KV		
Wire range (AWG/mm ²)	12~1/0	1.5~35	
Connection Capacity			
Max. Solid (mm ²)	50		
Max. Stranded (mm ²)	35		
General Data			
Torque (N.m)	3.5	6.9	
Screw thread	M6		
Stripping length (mm)	14~18		
Insulation material	PA		
T / W (mm)	16 / 56.4		
H / H on TS-35 (mm)	60.3 / 65.15		
Package	50		



DK35H			
Rated Data	UL	IEC	
Rated Voltage (V)	600	1000	
Rated Current (A)	150	150	
Rated impulse voltage	8KV		
Wire range (AWG/mm ²)	12~1/0	2.5~50	
Connection Capacity			
Max. Solid (mm ²)	50		
Max. Stranded (mm ²)	50		
General Data			
Torque (N.m)	3.5~6.9	6.9	
Screw thread	M6		
Stripping length (mm)	16~18		
Insulation material	PA		
T / W (mm)	16 / 53		
H / H on TS-35 (mm)	60.3 / 61.2		
Package	50		

DK..N

Accessories

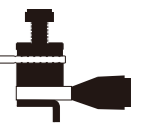
End cover	
Partition plate	
Separating disk	
Plug-in bridge	
2	
Screw-on bridge	
2	
3	
4	
5	
10	
Insertion bridge	
2	
3	
4	
5	
10	
Safety cap	
Marking label	
Continuous flat marking label	
DIN rail	
Tool (mm)	

Color	Part number	Package
■	DK16H-RD	50
■	DK16H-BL	50
Part number	Package	
DK16HC	10	
DKNSPS-009-OR	10	
DKNSPS-003-OR	10	
DS16-02P	50	
DS16-03P	50	
DS16-04P	50	
DS16-05P	10	
DS16-10P	10	
CSC-1602P	10	
CSC-1603P	10	
CSC-1604P	10	
CSC-1610P	10	
DK16H-KP	20	
DK16H-KP(Y)	20	
TM60HW	20	
TM-R200	10	
TS-35	20	
TS-35/15	10	
1.0 x 5.5 DNT11-0111		

Color	Part number	Package
■	DK35N-RD	50
■	DK35N-BL	50
Part number	Package	
DKNSPS-010-OR	10	
DKNSPS-004-OR	10	
DSS35N-02PN	10	
CSC-3502P	5	
CSC-3503P	5	
CSC-3504P	5	
CSC-3505P	5	
CSC-3510P	5	
DK35N-KP	20	
DK35N-KP(Y)	20	
TM60HW	20	
TM-R200	10	
TS-35	20	
TS-35/15	10	
1.0 x 5.5 DNT11-0111		

Color	Part number	Package
■	DK35H-RD	50
■	DK35H-BL	50
Part number	Package	
DKNSPS-010-OR	10	
DKNSPS-004-OR	10	
DS35-02P	50	
DS35-03P	50	
DS35-04P	50	
DS35-05P	10	
DS35-10P	10	
CSC-3502P	5	
CSC-3503P	5	
CSC-3504P	5	
CSC-3505P	5	
CSC-3510P	5	
DK35H-KP	20	
DK35H-KP(Y)	20	
TM60HW	20	
TM-R200	10	
TS-35	20	
TS-35/15	10	
1.0 x 5.5 DNT11-0111		

Feed-through Terminal Blocks




DK.. series is a screw type terminal block, with its wire cage is designed for large wiring contact, vibration proof and high reliability, suitable for wire sizes from 50mm² to 240mm². The wire entry hole allows lugs that are within the nominal cross section.

DK..


Accessories

Insertion bridge	
Marking label	
Continuous flat marking label	
DIN rail	
Tool (mm)	




DK50			
Rated Data	UL	IEC	
Rated Voltage (V)	600	1000	
Rated Current (A)	150	150	
Rated impulse voltage	8KV		
Wire range (AWG/mm ²)	6~1/0	16~50	
Connection Capacity			
Max. Stranded (mm ²)	50		
General Data			
Torque (N.m)	5.6		
Screw thread	M6		
Stripping length (mm)	25~30		
Insulation material	PA		
T / W (mm)	20 / 70.5		
H / H on TS-35 (mm)	75.8 / 76.7		
Package	20		

Color	Part number	Package
■	DK50-RD	20
■	DK50-BL	20
Part number	Package	
CSC-5002P	1	
CSC-5003P	1	
TM60HW	20	
TM-R200	10	
TS-35	20	
TS-35/15	10	
5mm		



DK95			
Rated Data	UL	IEC	
Rated Voltage (V)	600	1000	
Rated Current (A)	230	232	
Rated impulse voltage	8KV		
Wire range (AWG/mm ²)	2~4/0	35~95	
Connection Capacity			
Max. Stranded (mm ²)	95		
General Data			
Torque (N.m)	10		
Screw thread	M8		
Stripping length (mm)	30~35		
Insulation material	PA		
T / W (mm)	32.2 / 80		
H / H on TS-35 (mm)	88.5 / 89.4		
Package	20		

Color	Part number	Package
■	DK95-RD	20
■	DK95-BL	20
Part number	Package	
CSC-9502P	1	
CSC-9503P	1	
TM60HW	20	
TM-R200	10	
TS-35	20	
TS-35/15	10	
6mm		



DK150			
Rated Data	UL	IEC	
Rated Voltage (V)	600	1000	
Rated Current (A)	275	309	
Rated impulse voltage	8KV		
Wire range (AWG/mm ²)	2~300kcmil	35~150	
Connection Capacity			
Max. Stranded (mm ²)	150		
General Data			
Torque (N.m)	19		
Screw thread	M10		
Stripping length (mm)	30~40		
Insulation material	PA		
T / W (mm)	38 / 93		
H / H on TS-35 (mm)	108.1 / 109		
Package	5		

Color	Part number	Package
■	DK150-RD	5
■	DK150-BL	5
Part number	Package	
CSC-15002P	1	
CSC-15003P	1	
TM60HW	20	
TM-R200	10	
TS-35	20	
TS-35/15	10	
8mm		



Easy to release from rail

Feed-through 3-Conductor Terminal Blocks



DK.. series is a screw type terminal block, with its wire cage is designed for large wiring contact, vibration proof and high reliability, suitable for wire sizes from 50mm² to 240mm². The wire entry hole allows lugs that are within the nominal cross section.

DK240		
Rated Data	UL	IEC
Rated Voltage (V)	600	1000
Rated Current (A)	370	415
Rated impulse voltage	8KV	
Wire range (kcmil/mm ²)	300~500	95~240
Connection Capacity		
Max. Stranded (mm ²)	240	
General Data		
Torque (N.m)	19	
Screw thread	M10	
Stripping length (mm)	30~40	
Insulation material	PA	
T / W (mm)	43 / 93	
H / H on TS-35 (mm)	125.1 / 126	
Package	4	

DK..

Accessories

Insertion bridge	
Marking label	
Continuous flat marking label	
DIN rail	
Tool (mm)	

Color	Part number	Package
■	DK240-RD	4
■	DK240-BL	4
Part number		
	CSC-24002P	1
	CSC-24003P	1
Part number		
	TM60HW	20
	TM-R200	10
	TS-35	20
	TS-35/15	10
	8mm	


DK..N-TN is a 3-port screw type terminal block. Designed with a solid structure and high reliability to meet the vibration and harsh thermal variation requirement.

With plug-in bridge, DK..N-TN can connect two or more terminal blocks in parallel. Marking labels are compatible for clear identification.

DK.N-TN

Accessories

End cover	
Separating disk	
Plug-in bridge	
2	
3	
4	
5	
10	
20	
Plug-in bridge 500	
Plug-in bridge	
2	
3	
4	
5	
10	
Insertion bridge	
2	
3	
4	
5	
10	
Reducing bridge	
Test plug	
Lever	
Safety cap	
Marking label	
Continuous flat marking label	
DIN rail	
Tool (mm)	






DK2.5N-TN		
Rated Data	UL	IEC
Rated Voltage (V)	600	1000
Rated Current (A)	20	24
Rated impulse voltage	8KV	
Wire range (AWG/mm ²)	22~12	0.14~2.5
Connection Capacity		
Max. Solid (mm ²)	4	
Max. Stranded (mm ²)	2.5	
General Data		
Torque (N.m)	0.4	
Screw thread	M2.5	
Stripping length (mm)	9~11	
Insulation material	PA	
T / W (mm)	5.1 / 48.7	
H / H on TS-35 (mm)	48.5 / 49.4	
Package	100	

Color	Part number	Package
■	DK2.5N-TN-RD	100
■	DK2.5N-TN-BL	100
Part number		
	DK2.5NC-TN	20
	DKNSPS-001-OR	10
	DSS2.5N-02P	50
	DSS2.5N-03P	50
	DSS2.5N-04P	50
	DSS2.5N-05P	10
	DSS2.5N-10P	10
	DSS2.5N-20P	10
	DSD02-2.5500T	1
	DSS2.5N-6688-02P	50
	DSS2.5N-6688-03P	10
	DSS2.5N-6688-04P	10
	DSS2.5N-6688-05P	10
	CSC-2.502PN	50
	CSC-2.503PN	50
	CSC-2.504PN	50
	CSC-2.505PN	10
	CSC-2.510PN	10
	DSD02-2.5/6	10
	DSD02-2.5/10	10
	0175-T002	50
	0175L1	20
	TM57HW	20
	TM-R200	10
	TS-35	20
	TS-35/15	10
	0.6 x 3.5 DNT11-0107	

* Using DSD02-2.5500T Plug-in bridge, the rated current will drop to 17.5A

Feed-through 3-Conductor Terminal Blocks



DK4N-TN		
Rated Data	UL	IEC
Rated Voltage (V)	600	1000
Rated Current (A)	30	32
Rated impulse voltage	8KV	
Wire range (AWG/mm ²)	22~10	0.14~4
Connection Capacity		
Max. Solid (mm ²)	6	
Max. Stranded (mm ²)	4	
General Data		
Torque (N.m)	0.6	
Screw thread	M3	
Stripping length (mm)	9~11	
Insulation material	PA	
T / W (mm)	6.1 / 48.7	
H / H on TS-35 (mm)	48.5 / 49.4	
Package	100	

Color	Part number	Package
■	DK4N-TN-RD	100
■	DK4N-TN-BL	100
Part number		
	DK2.5NC-TN	20
	DKNSPS-001-OR	10
	DSS4N-02P	50
	DSS4N-03P	50
	DSS4N-04P	50
	DSS4N-05P	10
	DSS4N-10P	10
	DSS4N-20P	10
	CSC-402PN	50
	CSC-403PN	50
	CSC-404PN	50
	CSC-405PN	10
	CSC-410PN	10
	DSD02-4/6	10
	DSD02-4/10	10
	0175-T003	50
	0175L1	20
	DK4N-TN-KP	20
	TM58HW	20
	TM-R200	10
	TS-35	20
	TS-35/15	10
	0.6 x 3.5 DNT11-0107	

DK6N-TN		
Rated Data	UL	IEC
Rated Voltage (V)	600	1000
Rated Current (A)	50	41
Rated impulse voltage	8KV	
Wire range (AWG/mm ²)	20~8	0.5~6
Connection Capacity		
Max. Solid (mm ²)	10	
Max. Stranded (mm ²)	6	
General Data		
Torque (N.m)	1.2	
Screw thread	M4	
Stripping length (mm)	12~14	
Insulation material	PA	
T / W (mm)	8 / 55.2	
H / H on TS-35 (mm)	58.1 / 59.1	
Package	100	




Color	Part number	Package
■	DK6N-TN-RD	100
■	DK6N-TN-BL	100
Part number		
	DK6NC-TN	20
	DK6NCB-TN	10
	DKNSPS-002-OR	10
	DSS6N-02P	50
	DSS6N-03P	50
	DSS6N-04P	50
	DSS6N-05P	10
	DSS6N-10P	10
	CSC-602PN	50
	CSC-603PN	50
	CSC-604PN	50
	CSC-605PN	10
	CSC-610PN	10
	DSD02-2.5/6	10
	DSD02-4/6	10
	DK6N-TN-KP	20
	DK6N-TN-KP(Y)	20
	TM59HW	20
	TM-R100	10
	TS-35	20
	TS-35/15	10
	0.8 x 4.0 DNT11-0109	

DK10N-TN		
Rated Data	UL	IEC
Rated Voltage (V)	600	1000
Rated Current (A)	60	57
Rated impulse voltage	8KV	
Wire range (AWG/mm ²)	20~6	0.5~10
Connection Capacity		
Max. Solid (mm ²)	16	
Max. Stranded (mm ²)	10	
General Data		
Torque (N.m)	1.3	
Screw thread	M4	
Stripping length (mm)	12~14	
Insulation material	PA	
T / W (mm)	10 / 55.6	
H / H on TS-35 (mm)	62.7 / 63.7	
Package	50	

Color	Part number	Package
■	DK10N-TN-RD	50
■	DK10N-TN-BL	50
Part number		
	DK10NC-TN	10
	DKNSPS-002-OR	10
	DSS10N-02P	50
	DSS10N-03P	50
	DSS10N-04P	50
	DSS10N-05P	10
	DSS10N-10P	10
	CSC-1002PN	50
	CSC-1003PN	50
	CSC-1004PN	50
	CSC-1005PN	10
	CSC-1010PN	10
	DSD02-2.5/10	10
	DSD02-4/10	10
	DK10N-TN-KP	20
	DK10N-TN-KP(Y)	20
	TM60HW	20
	TM-R200	10
	TS-35	20
	TS-35/15	10
	1.0 x 5.5 DNT11-0111	

Screw Connection

Feed-through 4-Conductor Terminal Blocks



DK..N-TR is a 4-port screw type terminal block, suitable for compact power distribution through two terminals on each side. Designed with a solid structure and high reliability to meet the vibration and harsh thermal variation requirement. With plug-in bridge, DK..N-TR can connect two or more terminal blocks in parallel. Marking labels are compatible for clear identification.

DK..N-TR

Accessories

- End cover
- Separating disk
- Plug-in bridge
 - 2
 - 3
 - 4
 - 5
 - 10
 - 20
- Plug-in bridge 500
- Plug-in bridge
 - 2
 - 3
 - 4
 - 5
- Insertion bridge
 - 2
 - 3
 - 4
 - 5
 - 10
- Reducing bridge
- Test plug
- Lever
- Safety cap
- Marking label
- Continuous flat marking label
- DIN rail
- Tool (mm)




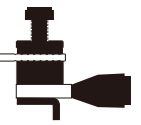
DK2.5N-TR		
Rated Data	UL	IEC
Rated Voltage (V)	600	1000
Rated Current (A)	20	24
Rated impulse voltage	8KV	
Wire range (AWG/mm ²)	22~12	0.14~2.5
Connection Capacity		
Max. Solid (mm ²)	4	
Max. Stranded (mm ²)	2.5	
General Data		
Torque (N.m)	0.4	
Screw thread	M2.5	
Stripping length (mm)	9~11	
Insulation material	PA	
T / W (mm)	5.1 / 54.8	
H / H on TS-35 (mm)	48.5 / 49.4	
Package	100	
Color	Part number	Package
■	DK2.5N-TR-RD	100
■	DK2.5N-TR-BL	100
Part number	Package	
DK2.5NC-TR	20	
DKNSPS-001-OR	10	
DSS2.5N-02P	50	
DSS2.5N-03P	50	
DSS2.5N-04P	50	
DSS2.5N-05P	10	
DSS2.5N-10P	10	
DSS2.5N-20P	10	
DSD02-2.5500T	1	
DSS2.5N-6688-02P	50	
DSS2.5N-6688-03P	10	
DSS2.5N-6688-04P	10	
DSS2.5N-6688-05P	10	
CSC-2.502PN	50	
CSC-2.503PN	50	
CSC-2.504PN	50	
CSC-2.505PN	10	
CSC-2.510PN	10	
DSD02-2.5/6	10	
DSD02-2.5/10	10	
0175-T002	50	
0175L1	20	
DK2.5N-TR-KP	20	
TM57HW	20	
TM-R200	10	
TS-35	20	
TS-35/15	10	
0.6 x 3.5 DNT11-0107		

DK4N-TR		
Rated Data	UL	IEC
Rated Voltage (V)	600	1000
Rated Current (A)	30	32
Rated impulse voltage	8KV	
Wire range (AWG/mm ²)	22~10	0.14~4
Connection Capacity		
Max. Solid (mm ²)	6	
Max. Stranded (mm ²)	4	
General Data		
Torque (N.m)	0.6	
Screw thread	M3	
Stripping length (mm)	9~11	
Insulation material	PA	
T / W (mm)	6.1 / 54.8	
H / H on TS-35 (mm)	48.5 / 49.4	
Package	100	
Color	Part number	Package
■	DK4N-TR-RD	100
■	DK4N-TR-BL	100
Part number	Package	
DK2.5NC-TR	20	
DKNSPS-001-OR	10	
DSS4N-02P	50	
DSS4N-03P	50	
DSS4N-04P	50	
DSS4N-05P	10	
DSS4N-10P	10	
DSS4N-20P	10	
DSD02-4/6	10	
DSD02-4/10	10	
0175-T003	50	
0175L1	20	
DK4N-TR-KP	20	
TM58HW	20	
TM-R200	10	
TS-35	20	
TS-35/15	10	
0.6 x 3.5 DNT11-0107		

DK6N-TR		
Rated Data	UL	IEC
Rated Voltage (V)		
Rated Current (A)		
Rated impulse voltage		
Wire range (AWG/mm ²)		
Connection Capacity		
Max. Solid (mm ²)		
Max. Stranded (mm ²)		
General Data		
Torque (N.m)		
Screw thread		
Stripping length (mm)		
Insulation material		
T / W (mm)		
H / H on TS-35 (mm)		
Package		
Color	Part number	Package
Part number	Package	

* Using DSD02-2.5500T Plug-in bridge, the rated current will drop to 17.5A

Feed-through Grounding Terminal Blocks



DK..N-PE is a grounding terminal block with the same dimensions as the DK..N series, and fully compliant with UL 1059 and IEC 60947-7-2. This series supports both the mechanical and the electrical functions of a PCTB by using it as a ground (PE) busbar.

DK..N-PE

Accessories

- End cover
- Marking label
- Continuous flat marking label
- DIN rail
- Tool (mm)

DK2.5N-PE		
Rated Data	UL	IEC
Rated Voltage (V)	600	1000
Rated Current (A)		
Rated impulse voltage	8KV	
Wire range (AWG/mm ²)	28~12	0.14~2.5
Connection Capacity		
Max. Solid (mm ²)	4	
Max. Stranded (mm ²)	2.5	
General Data		
Torque (N.m)	0.4	
Screw thread	M2.5	
Stripping length (mm)	8~10	
Insulation material	PA	
T / W (mm)	5.1 / 45.4	
H / H on TS-35 (mm)	40.7 / 41.8	
Package	100	
Part number	Package	
DK2.5NC-PE	20	
TM57HW	20	
TM-R200	10	
TS-35	20	
TS-35/15	10	
0.6 x 3.5 DNT11-0107		

DK4N-PE		
Rated Data	UL	IEC
Rated Voltage (V)	600	1000
Rated Current (A)		
Rated impulse voltage	8KV	
Wire range (AWG/mm ²)	28~10	0.14~4
Connection Capacity		
Max. Solid (mm ²)	6	
Max. Stranded (mm ²)	4	
General Data		
Torque (N.m)	0.6	
Screw thread	M3	
Stripping length (mm)	8~10	
Insulation material	PA	
T / W (mm)	6.1 / 45.4	
H / H on TS-35 (mm)	40.7 / 41.8	
Package	100	
Part number	Package	
DK2.5NC-PE	20	
TM58HW	20	
TM-R200	10	
TS-35	20	
TS-35/15	10	
0.6 x 3.5 DNT11-0107		

DK6N-PE		
Rated Data	UL	IEC
Rated Voltage (V)	600	1000
Rated Current (A)		
Rated impulse voltage	8KV	
Wire range (AWG/mm ²)	20~8	0.2~6
Connection Capacity		
Max. Solid (mm ²)	10	
Max. Stranded (mm ²)	6	
General Data		
Torque (N.m)	1.2	
Screw thread	M4	
Stripping length (mm)	11~13	
Insulation material	PA	
T / W (mm)	8 / 47.1	
H / H on TS-35 (mm)	45.7 / 47.2	
Package	50	
Part number	Package	
DK6NC-PE	20	
TM59HW	20	
TM-R200	10	
TS-35	20	
TS-35/15	10	
0.8 x 4.0 DNT11-0109		

Screw Connection

Feed-through Grounding Terminal Blocks




DK..N-PE is a grounding terminal block with the same dimensions as the DK..N series, and fully compliant with UL 1059 and IEC 60947-7-2. This series supports both the mechanical and the electrical functions of a PCTB by using it as a ground (PE) busbar.

Above DK35H-PE, additional to the snap-on foot, with screw mounting to strengthen the fix on the DIN rail.

DK..N-PE


Accessories

- End cover
- Marking label
- Continuous flat marking label
- DIN rail
- Tool (mm)



DK10N-PE		
Rated Data	UL	IEC
Rated Voltage (V)	600	1000
Rated Current (A)		
Rated impulse voltage		8KV
Wire range (AWG/mm ²)	20~6	0.5~10
Connection Capacity		
Max. Solid (mm ²)		16
Max. Stranded (mm ²)		10
General Data		
Torque (N.m)	2.5	4
Torque Din Rail (N.m)		
Screw thread		M4
Stripping length (mm)	12~14	
Insulation material		PA
T / W (mm)	10 / 47.2	
H / H on TS-35 (mm)	48.8 / 50.2	
Package	50	

Part number	Package
DK10NC-PE	20
TM60HW	20
TM-R200	10
TS-35	20
TS-35/15	10
1.0 x 5.5 DNT11-0111	



DK16N-PE		
Rated Data	UL	IEC
Rated Voltage (V)	600	1000
Rated Current (A)		
Rated impulse voltage		8KV
Wire range (AWG/mm ²)	14~3	1.5~16
Connection Capacity		
Max. Solid (mm ²)		25
Max. Stranded (mm ²)		16
General Data		
Torque (N.m)	2.5	
Torque Din Rail (N.m)		
Screw thread		M5
Stripping length (mm)	14~16	
Insulation material		PA
T / W (mm)	12 / 52	
H / H on TS-35 (mm)	50.9 / 52.2	
Package	50	


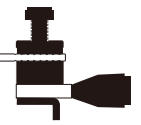
Part number	Package
DK16NC-PE	20
TM60HW	20
TM-R200	10
TS-35	20
TS-35/15	10
1.0 x 5.5 DNT11-0111	



DK35H-PE		
Rated Data	UL	IEC
Rated Voltage (V)	600	1000
Rated Current (A)		
Rated impulse voltage		8KV
Wire range (AWG/mm ²)	12~3	2.5~35
Connection Capacity		
Max. Solid (mm ²)		50
Max. Stranded (mm ²)		35
General Data		
Torque Wire (N.m)	3.5	
Torque Din Rail (N.m)	1.2	
Screw thread		M6
Stripping length (mm)	16~18	
Insulation material		PA
T / W (mm)	16 / 52	
H / H on TS-35 (mm)	59 / 61.2	
Package	50	

Part number	Package
DK35H-PE	20
TM60HW	20
TM-R200	10
TS-35	20
TS-35/15	10
1.0 x 5.5 DNT11-0111	


Feed-through Grounding Terminal Blocks



DK50-PE		
Rated Data	UL	IEC
Rated Voltage (V)	600	1000
Rated Current (A)		
Rated impulse voltage		8KV
Wire range (AWG/mm ²)	6	16~50
Connection Capacity		
Max. Solid (mm ²)		50
Max. Stranded (mm ²)		35
General Data		
Torque Wire (N.m)	7.9	
Torque Din Rail (N.m)	3.3	
Screw thread		M6
Stripping length (mm)	20~25	
Insulation material		PA
T / W (mm)	20 / 70.5	
H / H on TS-35 (mm)	75.6 / 76.6	
Package	10	

Part number	Package
DK50-PE	20
TM60HW	20
TM-R200	10
TS-35	20
TS-35/15	10
5mm	

(Copper DIN rail installation)




DK95-PE		
Rated Data	UL	IEC
Rated Voltage (V)	600	1000
Rated Current (A)		
Rated impulse voltage		8KV
Wire range (AWG/mm ²)	2~4/0	35~95
Connection Capacity		
Max. Solid (mm ²)		95
Max. Stranded (mm ²)		63
General Data		
Torque Wire (N.m)	17.9	
Torque Din Rail (N.m)	5.6	
Screw thread		M8
Stripping length (mm)	20~25	
Insulation material		PA
T / W (mm)	25 / 80	
H / H on TS-35 (mm)	86.1 / 89.9	
Package	10	

Part number	Package
DK95-PE	20
TM60HW	20
TM-R200	10
TS-35	20
TS-35/15	10
6mm	

(Copper DIN rail installation)

Screw Connection

Feed-through Grounding Terminal Blocks




DK..-PE is a protective conductor terminal block, fully compliant with all the strict requirements of UL 1059 and IEC 60947-7-2. The DIN rail is not only a mechanical support to the PCTB but also an electrical function of the PCTB, it is used as a ground (PE) busbar.

Ensure secured wiring, High conductivity and low resistance for safe grounding. Additional to the snap-on foot, with screw mounting to strengthen the fix on the DIN rail.

DK..-PE


Accessories

- Marking label
- Continuous flat marking label
- DIN rail
- Tool (mm)




DK2.5-PE		
Rated Data	UL	IEC
Rated Voltage (V)	600	630
Rated Current (A)		
Rated impulse voltage	8KV	
Wire range (AWG/mm ²)	26~12	0.5~2.5
Connection Capacity		
Max. Solid (mm ²)	4	
Max. Stranded (mm ²)	2.5	
General Data		
Torque Wire (N.m)	0.8	
Torque Din Rail (N.m)	0.52	
Screw thread	M3	
Stripping length (mm)	10~14	
Insulation material	PA	
T / W (mm)	5.7 / 56	
H / H on TS-35 (mm)	46.4 / 47.4	
Package	100	

Part number	Package
TM57HW	20
TM-R200	10
TS-35	20
TS-35/15	10
0.6 x 3.5 DNT11-0107	



DK4-PE		
Rated Data	UL	IEC
Rated Voltage (V)	600	630
Rated Current (A)		
Rated impulse voltage	8KV	
Wire range (AWG/mm ²)	26~10	0.5~4
Connection Capacity		
Max. Solid (mm ²)	6	
Max. Stranded (mm ²)	4	
General Data		
Torque Wire (N.m)	0.8	
Torque Din Rail (N.m)	0.52	
Screw thread	M3	
Stripping length (mm)	12~16	
Insulation material	PA	
T / W (mm)	6.6 / 56	
H / H on TS-35 (mm)	46.4 / 47.4	
Package	100	


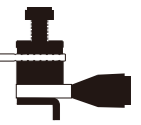
Part number	Package
TM58HW	20
TM-R200	10
TS-35	20
TS-35/15	10
0.6 x 3.5 DNT11-0107	



DK10-PE		
Rated Data	UL	IEC
Rated Voltage (V)	600	500
Rated Current (A)		
Rated impulse voltage	8KV	
Wire range (AWG/mm ²)	16~8	1.5~10
Connection Capacity		
Max. Solid (mm ²)	16	
Max. Stranded (mm ²)	10	
General Data		
Torque Wire (N.m)	1.76	
Torque Din Rail (N.m)	0.8	
Screw thread	M4	
Stripping length (mm)	12~16	
Insulation material	PA	
T / W (mm)	10.4 / 56	
H / H on TS-35 (mm)	46.4 / 47.4	
Package	50	

Part number	Package
TM60HW	20
TM-R200	10
TS-35	20
TS-35/15	10
0.8 x 4 DNT11-0109	

Feed-through Grounding Terminal Blocks



DK16-PE		
Rated Data	UL	IEC
Rated Voltage (V)	600	1000
Rated Current (A)		
Rated impulse voltage	8KV	
Wire range (AWG/mm ²)	14~6	2.5~16
Connection Capacity		
Max. Solid (mm ²)	25	
Max. Stranded (mm ²)	16	
General Data		
Torque Wire (N.m)	3.4	
Torque Din Rail (N.m)	0.8	
Screw thread	M5	
Stripping length (mm)	14~18	
Insulation material	PA	
T / W (mm)	12 / 56	
H / H on TS-35 (mm)	62.4 / 63.4	
Package	20	

Part number	Package
TM60HW	20
TM-R200	10
TS-35	20
TS-35/15	10
1.0 x 5.5 DNT11-0111	




Rated Data	UL	IEC
Rated Voltage (V)		
Rated Current (A)		
Rated impulse voltage		
Wire range (AWG/mm ²)		
Connection Capacity		
Max. Solid (mm ²)		
Max. Stranded (mm ²)		
General Data		
Torque Wire (N.m)		
Torque Din Rail (N.m)		
Screw thread		
Stripping length (mm)		
Insulation material		
T / W (mm)		
H / H on TS-35 (mm)		
Package		

Part number	Package



Rated Data	UL	IEC
Rated Voltage (V)		
Rated Current (A)		
Rated impulse voltage		
Wire range (AWG/mm ²)		
Connection Capacity		
Max. Solid (mm ²)		
Max. Stranded (mm ²)		
General Data		
Torque Wire (N.m)		
Torque Din Rail (N.m)		
Screw thread		
Stripping length (mm)		
Insulation material		
T / W (mm)		
H / H on TS-35 (mm)		
Package		

Part number	Package



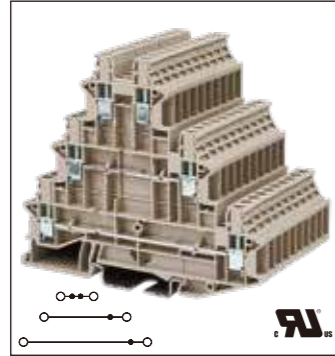


Rated Data	UL	IEC
Rated Voltage (V)		
Rated Current (A)		
Rated impulse voltage		
Wire range (AWG/mm ²)		
Connection Capacity		
Max. Solid (mm ²)		
Max. Stranded (mm ²)		
General Data		
Torque Wire (N.m)		
Torque Din Rail (N.m)		
Screw thread		
Stripping length (mm)		
Insulation material		
T / W (mm)		
H / H on TS-35 (mm)		
Package		

Part number	Package

Screw Connection

Multi-Level Terminal Blocks



DKK..N is a double layers screw type terminal block, with each layer connecting independently. This reduces the installation space requirement by 50%. Each layer can be further bridged in parallel and labeled for identification. Test plugs can be used for testing and measurement purpose.

DK2.5N-3L		
Rated Data	UL	IEC
Rated Voltage (V)	600	1000
Rated Current (A)	20	24
Rated impulse voltage	8KV	
Wire range (AWG/mm ²)	22~12	0.34~2.5
Connection Capacity		
Max. Solid (mm ²)	4	
Max. Stranded (mm ²)	2.5	
General Data		
Torque (N.m)	0.4	
Screw thread	M2.5	
Stripping length (mm)	9~11	
Insulation material	PA	
T / W (mm)	5.1 / 90.7	
H / H on TS-35 (mm)	76 / 77.6	
Package	100	

DK2.5L-3L		
Rated Data	UL	IEC
Rated Voltage (V)	300	500
Rated Current (A)	20	24
Rated impulse voltage	8KV	
Wire range (AWG/mm ²)	22~12	0.34~2.5
Connection Capacity		
Max. Solid (mm ²)	4	
Max. Stranded (mm ²)	2.5	
General Data		
Torque (N.m)	0.4	
Screw thread	M2.5	
Stripping length (mm)	9~11	
Insulation material	PA	
T / W (mm)	5.1 / 72.8	
H / H on TS-35 (mm)	62 / 63.5	
Package	100	

DK2.5LU-3L		
Rated Data	UL	IEC
Rated Voltage (V)	600	1000
Rated Current (A)	20	24
Rated impulse voltage	8KV	
Wire range (AWG/mm ²)	22~12	0.34~2.5
Connection Capacity		
Max. Solid (mm ²)	4	
Max. Stranded (mm ²)	2.5	
General Data		
Torque (N.m)	0.4	
Screw thread	M2.5	
Stripping length (mm)	9~11	
Insulation material	PA	
T / W (mm)	6.1 / 72.8	
H / H on TS-35 (mm)	62 / 63.5	
Package	100	

Color	Part number	Package
■	DK2.5N-3L-RD	100
■	DK2.5N-3L-BL	100
Part number	Package	
DK2.5NC-3L	20	
DKNSPS-001-OR	10	
DSS2.5N-02P	50	
DSS2.5N-03P	50	
DSS2.5N-04P	50	
DSS2.5N-05P	10	
DSS2.5N-10P	10	
DSS2.5N-20P	10	
DSD02-2.5500T	1	
DSS2.5N-6688-02P	50	
DSS2.5N-6688-03P	10	
DSS2.5N-6688-04P	10	
DSS2.5N-6688-05P	10	
CSC-2.502PN	50	
CSC-2.503PN	50	
CSC-2.504PN	50	
CSC-2.505PN	10	
CSC-2.510PN	10	
0175-T002	50	
0175L1	20	
TM57HW	20	
TM-R200	10	
TS-35	20	
TS-35/15	10	
0.6 x 3.5 DNT11-0107		

Color	Part number	Package
■	DK2.5L-3L-RD	100
■	DK2.5L-3L-BL	100
Part number	Package	
DK2.5LC-3L	20	
DKNSPS-001-OR	10	
DSS2.5N-02P	50	
DSS2.5N-03P	50	
DSS2.5N-04P	50	
DSS2.5N-05P	10	
DSS2.5N-10P	10	
DSS2.5N-20P	10	
DSD02-2.5500T	1	
DSS2.5N-6688-02P	50	
DSS2.5N-6688-03P	10	
DSS2.5N-6688-04P	10	
DSS2.5N-6688-05P	10	
CSC-2.502PN	50	
CSC-2.503PN	50	
CSC-2.504PN	50	
CSC-2.505PN	10	
CSC-2.510PN	10	
0175-T002	50	
0175L1	20	
TM52HW	20	
TM-R100	10	
TS-35	20	
TS-35/15	10	
0.6 x 3.5 DNT11-0107		

Color	Part number	Package
■	DK2.5LU-3L-RD	100
■	DK2.5LU-3L-BL	100
Part number	Package	
DK2.5LC-3L	20	
DKNSPS-001-OR	10	
CSD07-2.502	50	
CSD07-2.503	50	
CSD07-2.504	50	
CSD07-2.505	10	
CSD07-2.510	10	
TM53HW	20	
TM-R100	10	
TS-35	20	
TS-35/15	10	
0.6 x 3.5 DNT11-0107		




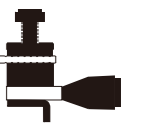
Accessories

End cover	
Separating disk	
Plug-in bridge	
2	
3	
4	
5	
10	
20	
Plug-in bridge 500	
Plug-in bridge	
2	
3	
4	
5	
Insertion bridge	
2	
3	
4	
5	
10	
Test plug	
Lever	
Marking label	
Continuous flat marking label	
DIN rail	
Tool (mm)	

* Using DSD02-2.5500T Plug-in bridge, the rated current will drop to 17.5A

* Using DSD02-2.5500T Plug-in bridge, the rated current will drop to 17.5A

Multi-Level With Equiptential Bonder Terminal Blocks



DKK..N is a double layers screw type terminal block, with each layer connecting independently. This reduces the installation space requirement by 50%. Each layer can be further bridged in parallel and labeled for identification. Test plugs can be used for testing and measurement purpose.

DKK2.5N-PV		
Rated Data	UL	IEC
Rated Voltage (V)	600	400
Rated Current (A)	20	24
Rated impulse voltage	8KV	
Wire range (AWG/mm ²)	22~12	0.34~2.5
Connection Capacity		
Max. Solid (mm ²)	4	
Max. Stranded (mm ²)	2.5	
General Data		
Torque (N.m)	0.4	
Screw thread	M2.5	
Stripping length (mm)	9~11	
Insulation material	PA	
T / W (mm)	5.1 / 71.5	
H / H on TS-35 (mm)	62.2 / 63	
Package	100	

DKK4N-PV		
Rated Data	UL	IEC
Rated Voltage (V)	600	800
Rated Current (A)	30	32
Rated impulse voltage	8KV	
Wire range (AWG/mm ²)	22~10	0.34~4
Connection Capacity		
Max. Solid (mm ²)	6	
Max. Stranded (mm ²)	4	
General Data		
Torque (N.m)	0.6	
Screw thread	M3	
Stripping length (mm)	9~11	
Insulation material	PA	
T / W (mm)	6.1 / 71.5	
H / H on TS-35 (mm)	62.2 / 63	
Package	100	

DKK10N-PV		
Rated Data	UL	IEC
Rated Voltage (V)	600	800
Rated Current (A)	65	57
Rated impulse voltage	8KV	
Wire range (AWG/mm ²)		
Connection Capacity		
Max. Solid (mm ²)	16	
Max. Stranded (mm ²)	10	
General Data		
Torque (N.m)	1.3	1.2
Screw thread	M4	
Stripping length (mm)	12~14	
Insulation material	PA	
T / W (mm)	10 / 83.4	
H / H on TS-35 (mm)	69.85 / 71.4	
Package	50	

Color	Part number	Package
■	DKK2.5N-PV-RD	100
■	DKK2.5N-PV-BL	100
Part number	Package	
DKK2.5NC	50	
DKNSPS-001-OR	10	
DSS2.5N-02P	50	
DSS2.5N-03P	50	
DSS2.5N-04P	50	
DSS2.5N-05P	10	
DSS2.5N-10P	10	
DSS2.5N-20P	10	
DSD02-2.5500T	1	
DSS2.5N-6688-02P	50	
DSS2.5N-6688-03P	10	
DSS2.5N-6688-04P	10	
DSS2.5N-6688-05P	10	
CSC-2.502PN	50	
CSC-2.503PN	50	
CSC-2.504PN	50	
CSC-2.505PN	10	
CSC-2.510PN	10	
0175-T002	50	
0175L1	20	
TM57HW	20	
TM-R200	10	
TS-35	20	
TS-35/15	10	
0.6 x 3.5 DNT11-0107		

Color	Part number	Package
■	DKK4N-PV-RD	100
■	DKK4N-PV-BL	100
Part number	Package	
DKK2.5NC	50	
DKNSPS-001-OR	10	
DSS4N-02P	50	
DSS4N-03P	50	
DSS4N-04P	50	
DSS4N-05P	10	
DSS4N-10P	10	
DSS4N-20P	10	
CSC-402PN	50	
CSC-403PN	50	
CSC-404PN	50	
CSC-405PN	10	
CSC-410PN	10	
0175-T003	50	
0175L1	20	
TM58HW	20	
TM-R200	10	
TS-35	20	
TS-35/15	10	
0.6 x 3.5 DNT11-0107		

Color	Part number	Package
■	DKK10N-PV-RD	50
■	DKK10N-PV-BL	50
Part number	Package	
DKK10NC	50	
DSS10N-02P	10	
DSS10N-03P	10	
DSS10N-04P	10	
DSS10N-05P	10	
DSS10N-10P	10	
CSC-1002PN	10	
CSC-1003PN	10	
CSC-1004PN	10	
CSC-1005PN	10	
CSC-1010PN	10	
TM60HW	20	
TM-R200	10	
TS-35	20	
TS-35/15	10	
1.0 x 5.5 DNT11-0111		

* Using DSD02-2.5500T Plug-in bridge, the rated current will drop to 17.5A


Screw Connection

Multi-Level Terminal Blocks




DKK..N is a double layers screw type terminal block, with each layer connecting independently. This reduces the installation space requirement by 50%. Each layer can be further bridged in parallel and labeled for identification. Test plugs can be used for testing and measurement purpose.


DKK..N



DKK2.5N-3L-PV		
Rated Data	UL	IEC
Rated Voltage (V)	600	1000
Rated Current (A)	20	24
Rated impulse voltage	8KV	
Wire range (AWG/mm ²)	22~12	0.34~2.5
Connection Capacity		
Max. Solid (mm ²)	4	
Max. Stranded (mm ²)	2.5	
General Data		
Torque (N.m)	0.4	
Screw thread	M2.5	
Stripping length (mm)	9~11	
Insulation material	PA	
T / W (mm)	5.1 / 90.7	
H / H on TS-35 (mm)	76 / 77.6	
Package	50	
Color	Part number	Package



DKK2.5N-L2PE		
Rated Data	UL	IEC
Rated Voltage (V)	600	800
Rated Current (A)		
Rated impulse voltage	8KV	
Wire range (AWG/mm ²)	22~12	0.34~4
Connection Capacity		
Max. Solid (mm ²)	12	2.5
Max. Stranded (mm ²)	12	2.5
General Data		
Torque (N.m)	0.4	
Screw thread	M2.5	
Stripping length (mm)	9~11	
Insulation material	PA	
T / W (mm)	5.1 / 71.5	
H / H on TS-35 (mm)	62 / 70.5	
Package	50	
Color	Part number	Package



DKK4N-L2PE		
Rated Data	UL	IEC
Rated Voltage (V)	600	800
Rated Current (A)		
Rated impulse voltage	8KV	
Wire range (AWG/mm ²)	22~10	0.34~6
Connection Capacity		
Max. Solid (mm ²)	10	6
Max. Stranded (mm ²)	10	6
General Data		
Torque (N.m)	0.6	
Screw thread	M3	
Stripping length (mm)	9~11	
Insulation material	PA	
T / W (mm)	6.1 / 71.5	
H / H on TS-35 (mm)	62 / 70.5	
Package	50	
Color	Part number	Package



DKK10N-L2PE		
Rated Data	UL	IEC
Rated Voltage (V)	600	800
Rated Current (A)	65	57
Rated impulse voltage	8KV	
Wire range (AWG/mm ²)	20~6	0.5~10
Connection Capacity		
Max. Solid (mm ²)	16	
Max. Stranded (mm ²)	10	
General Data		
Torque (N.m)	1.3	1.2
Screw thread	M4	
Stripping length (mm)	12~14	
Insulation material	PA	
T / W (mm)	10 / 83.4	
H / H on TS-35 (mm)	69.85 / 71.4	
Package	50	
Color	Part number	Package

Accessories

End cover		DKK2.5NC-3L	20
Separating disk		DKNSPS-001-OR	10
Plug-in bridge		DSS2.5N-02P	50
		DSS2.5N-03P	50
		DSS2.5N-04P	50
		DSS2.5N-05P	10
		DSS2.5N-10P	10
Plug-in bridge 500		DSD02-2.5500T	1
Plug-in bridge		DSS2.5N-6688-02P	50
		DSS2.5N-6688-03P	10
		DSS2.5N-6688-04P	10
		DSS2.5N-6688-05P	10
Insertion bridge		CSC-2.502PN	50
		CSC-2.503PN	50
		CSC-2.504PN	50
		CSC-2.505PN	10
		CSC-2.510PN	10
Test plug		0175-T002	50
Lever		0175L1	20
Marking label		TM57HW	20
Continuous flat marking label		TM-R200	10
DIN rail		TS-35	20
		TS-35/15	10
Tool (mm)		0.6 x 3.5 DNT11-0107	

* Using DSD02-2.5500T Plug-in bridge, the rated current will drop to 17.5A

Multi-Level With PE Foot Terminal Blocks




DKK..N-..PE is a double layers grounding terminal block, with each layer connecting independently. This reduces the installation space requirement by 50%. Each layer can be further bridged in parallel and labeled for identification. Test plugs can be used for testing and measurement purpose.

DKK..N-..PE


Accessories

End cover		DKK2.5NC	50
Separating disk		DKNSPS-001-OR	10
Plug-in bridge		DSS2.5N-02P	50
		DSS2.5N-03P	50
		DSS2.5N-04P	50
		DSS2.5N-05P	10
		DSS2.5N-10P	10
		DSS2.5N-20P	10
Plug-in bridge 500		DSD02-2.5500T	1
Plug-in bridge		DSS2.5N-6688-02P	50
		DSS2.5N-6688-03P	10
		DSS2.5N-6688-04P	10
		DSS2.5N-6688-05P	10
Insertion bridge		CSC-2.502PN	50
		CSC-2.503PN	50
		CSC-2.504PN	50
		CSC-2.505PN	10
		CSC-2.510PN	10
Test plug		0175-T002	50
Lever		0175L1	20
Marking label		TM57HW	20
Continuous flat marking label		TM-R200	10
DIN rail		TS-35	20
		TS-35/15	10
Tool (mm)		0.6 x 3.5 DNT11-0107	


* Using DSD02-2.5500T Plug-in bridge, the rated current will drop to 17.5A



DKK2.5N-L2PE		
Rated Data	UL	IEC
Rated Voltage (V)	600	800
Rated Current (A)		
Rated impulse voltage	8KV	
Wire range (AWG/mm ²)	22~12	0.34~4
Connection Capacity		
Max. Solid (mm ²)	12	2.5
Max. Stranded (mm ²)	12	2.5
General Data		
Torque (N.m)	0.4	
Screw thread	M2.5	
Stripping length (mm)	9~11	
Insulation material	PA	
T / W (mm)	5.1 / 71.5	
H / H on TS-35 (mm)	62 / 70.5	
Package	50	
Color	Part number	Package






DKK4N-L2PE		
Rated Data	UL	IEC
Rated Voltage (V)	600	800
Rated Current (A)		
Rated impulse voltage	8KV	
Wire range (AWG/mm ²)	22~10	0.34~6
Connection Capacity		
Max. Solid (mm ²)	10	6
Max. Stranded (mm ²)	10	6
General Data		
Torque (N.m)	0.6	
Screw thread	M3	
Stripping length (mm)	9~11	
Insulation material	PA	
T / W (mm)	6.1 / 71.5	
H / H on TS-35 (mm)	62 / 70.5	
Package	50	
Color	Part number	Package



DKK10N-L2PE		
Rated Data	UL	IEC
Rated Voltage (V)	600	800
Rated Current (A)	65	57
Rated impulse voltage	8KV	
Wire range (AWG/mm ²)	20~6	0.5~10
Connection Capacity		
Max. Solid (mm ²)	16	
Max. Stranded (mm ²)	10	
General Data		
Torque (N.m)	1.3	1.2
Screw thread	M4	
Stripping length (mm)	12~14	
Insulation material	PA	
T / W (mm)	10 / 83.4	
H / H on TS-35 (mm)	69.85 / 71.4	
Package	50	
Color	Part number	Package

Screw Connection

Multi-Level With PE Foot Terminal Blocks



DKK..N-.PE is a double layers grounding terminal block, with each layer connecting independently. This reduces the installation space requirement by 50%. Each layer can be further bridged in parallel and labeled for identification. Test plugs can be used for testing and measurement purpose.

DKK..N-.PE

Accessories

- End cover
- Separating disk
- Plug-in bridge
 - 2
 - 3
 - 4
 - 5
 - 10
 - 20
- Plug-in bridge 500
- Plug-in bridge
 - 2
 - 3
 - 4
 - 5
- Insertion bridge
 - 2
 - 3
 - 4
 - 5
 - 10
- Test plug
- Lever
- Marking label
- Continuous flat marking label
- DIN rail
- Tool (mm)




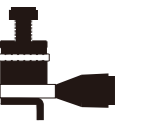
DK2.5N-3L-L3PE		
Rated Data	UL	IEC
Rated Voltage (V)	600	1000
Rated Current (A)	20	24
Rated impulse voltage	8KV	
Wire range (AWG/mm ²)	22~12	0.34~2.5
Connection Capacity		
Max. Solid (mm ²)	4	
Max. Stranded (mm ²)	2.5	
General Data		
Torque (N.m)	0.4	
Screw thread	M2.5	
Stripping length (mm)	9~11	
Insulation material	PA	
T / W (mm)	5.1 / 90.7	
H / H on TS-35 (mm)	76 / 77.6	
Package	20	
Part number	Package	
DK2.5NC-3L	20	
DKNSPS-001-OR	10	
DSS2.5N-02P	50	
DSS2.5N-03P	50	
DSS2.5N-04P	50	
DSS2.5N-05P	10	
DSS2.5N-10P	10	
DSD02-2.5500T	1	
DSS2.5N-6688-02P	50	
DSS2.5N-6688-03P	10	
DSS2.5N-6688-04P	10	
DSS2.5N-6688-05P	10	
CSC-2.502PN	50	
CSC-2.503PN	50	
CSC-2.504PN	50	
CSC-2.505PN	10	
CSC-2.510PN	10	
0175-T002	50	
0175L1	20	
TM57HW	20	
TM-R200	10	
TS-35	20	
TS-35/15	10	
0.6 x 3.5 DNT11-0107		

* Using DSD02-2.5500T Plug-in bridge, the rated current will drop to 17.5A

Rated Data	UL	IEC
Rated Voltage (V)		
Rated Current (A)		
Rated impulse voltage		
Wire range (AWG/mm ²)		
Connection Capacity		
Max. Solid (mm ²)		
Max. Stranded (mm ²)		
General Data		
Torque (N.m)		
Screw thread		
Stripping length (mm)		
Insulation material		
T / W (mm)		
H / H on TS-35 (mm)		
Package		
Part number	Package	

Rated Data	UL	IEC
Rated Voltage (V)		
Rated Current (A)		
Rated impulse voltage		
Wire range (AWG/mm ²)		
Connection Capacity		
Max. Solid (mm ²)		
Max. Stranded (mm ²)		
General Data		
Torque (N.m)		
Screw thread		
Stripping length (mm)		
Insulation material		
T / W (mm)		
H / H on TS-35 (mm)		
Package		
Part number	Package	

Multi-Level Grounding Terminal Blocks



DKK..N-.PE is a double layers grounding terminal block, with each layer connecting independently. This reduces the installation space requirement by 50%. Each layer can be further bridged in parallel and labeled for identification. Test plugs can be used for testing and measurement purpose.

DKK..N-.PE

Accessories

- End cover
- Separating disk
- Test plug
- Lever
- Marking label
- Continuous flat marking label
- DIN rail
- Tool (mm)



DKK2.5N-PE		
Rated Data	UL	IEC
Rated Voltage (V)	600	800
Rated Current (A)		
Rated impulse voltage	8KV	
Wire range (AWG/mm ²)	22~12	0.34~2.5
Connection Capacity		
Max. Solid (mm ²)	12	4
Max. Stranded (mm ²)	12	2.5
General Data		
Torque (N.m)	0.4	
Screw thread	M2.5	
Stripping length (mm)	9~11	
Insulation material	PA	
T / W (mm)	5.1 / 71.5	
H / H on TS-35 (mm)	62 / 70.5	
Package	100	
Part number	Package	
DKK2.5NC	50	
DKNSPS-001-OR	10	
0175-T002	50	
0175L1	20	
TM57HW	20	
TM-R200	10	
TS-35	20	
TS-35/15	10	
0.6 x 3.5 DNT11-0107		

DKK4N-PE		
Rated Data	UL	IEC
Rated Voltage (V)	600	800
Rated Current (A)		
Rated impulse voltage	8KV	
Wire range (AWG/mm ²)	22~10	0.34~4
Connection Capacity		
Max. Solid (mm ²)	10	6
Max. Stranded (mm ²)	10	4
General Data		
Torque (N.m)	0.6	
Screw thread	M3	
Stripping length (mm)	9~11	
Insulation material	PA	
T / W (mm)	6.1 / 71.5	
H / H on TS-35 (mm)	62 / 70.5	
Package	100	
Part number	Package	
DKK2.5NC	50	
DKNSPS-001-OR	10	
0175-T003	50	
0175L1	20	
TM58HW	20	
TM-R200	10	
TS-35	20	
TS-35/15	10	
0.6 x 3.5 DNT11-0107		

DKK10N-PE		
Rated Data	UL	IEC
Rated Voltage (V)	600	800
Rated Current (A)		
Rated impulse voltage	8KV	
Wire range (AWG/mm ²)	20~6	0.5~10
Connection Capacity		
Max. Solid (mm ²)	16	
Max. Stranded (mm ²)	10	
General Data		
Torque (N.m)	1.3	1.2
Screw thread	M4	
Stripping length (mm)	12~14	
Insulation material	PA	
T / W (mm)	10 / 83.4	
H / H on TS-35 (mm)	69.85 / 71.4	
Package	50	
Part number	Package	
DKK10NC	50	
TM60HW	20	
TM-R200	10	
TS-35	20	
TS-35/15	10	
1.0 x 5.5 DNT11-0111		

Screw Connection

Multi-Level With PE Foot Terminal Blocks



DKK..N-.PE is a double layers grounding terminal block, with each layer connecting independently. This reduces the installation space requirement by 50%. Each layer can be further bridged in parallel and labeled for identification. Test plugs can be used for testing and measurement purpose.

DKK..N-.PE

Accessories

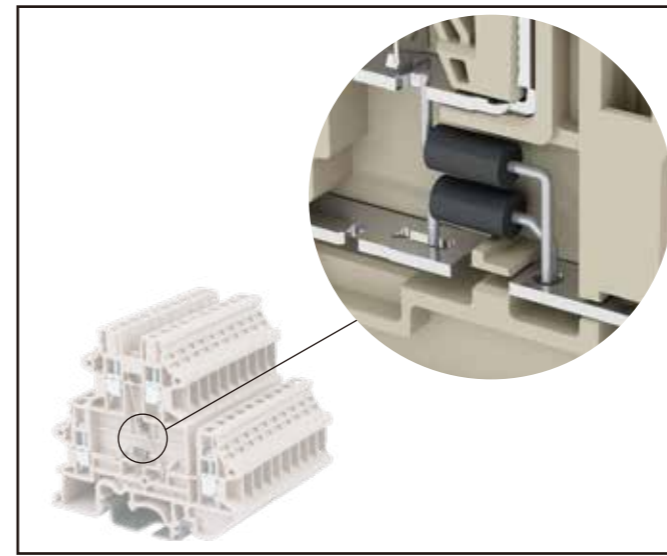
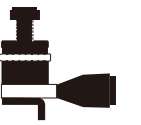
- End cover
- Separating disk
- Test plug
- Lever
- Marking label
- Continuous flat marking label
- DIN rail
- Tool (mm)

DKK2.5N-3L-PE			
Rated Data	UL	IEC	
Rated Voltage (V)	600	1000	
Rated Current (A)			
Rated impulse voltage		8KV	
Wire range (AWG/mm ²)	22~12	0.34~2.5	
Connection Capacity			
Max. Solid (mm ²)		4	
Max. Stranded (mm ²)		2.5	
General Data			
Torque (N.m)	0.4		
Screw thread	M2.5		
Stripping length (mm)	9~11		
Insulation material	PA		
T / W (mm)	5.1 / 90.7		
H / H on TS-35 (mm)	76 / 77.6		
Package	20		
Part number	Package		
DK2.5NC-3L	20		
DKNSPS-001-OR	10		
0175-T002	50		
0175L1	20		
TM57HW	20		
TM-R200	10		
TS-35	20		
TS-35/15	10		
0.6 x 3.5 DNT11-0107			


DKK2.5N-3L-PE			
Rated Data	UL	IEC	
Rated Voltage (V)			
Rated Current (A)			
Rated impulse voltage			
Wire range (AWG/mm ²)			
Connection Capacity			
Max. Solid (mm ²)			
Max. Stranded (mm ²)			
General Data			
Torque (N.m)			
Screw thread			
Stripping length (mm)			
Insulation material			
T / W (mm)			
H / H on TS-35 (mm)			
Package			
Part number	Package		

DKK2.5N-3L-PE			
Rated Data	UL	IEC	
Rated Voltage (V)			
Rated Current (A)			
Rated impulse voltage			
Wire range (AWG/mm ²)			
Connection Capacity			
Max. Solid (mm ²)			
Max. Stranded (mm ²)			
General Data			
Torque (N.m)			
Screw thread			
Stripping length (mm)			
Insulation material			
T / W (mm)			
H / H on TS-35 (mm)			
Package			
Part number	Package		


Bi-Level Diode Terminal Blocks



Support electronic component function



Screw connection offers stable connectivity



DKK2.5N-D series is a double-layer diode terminal block for fast and reliable protection against reverse current. While standard products are typically used for AC applications, DC applications require a more specific approach, such as photovoltaic applications.

DKK..N

Accessories

- End cover
- Separating disk
- Plug-in bridge
- 2
- 3
- 4
- 5
- 10
- 20
- Plug-in bridge
- 2
- 3
- 4
- 5
- 10
- Insertion bridge
- 2
- 3
- 4
- 5
- 10
- Test plug
- Lever
- Marking label
- Continuous flat marking label
- DIN rail
- Tool (mm)

DKK2.5N-D01			
Rated Data	UL	IEC	
Rated Voltage (V)	250	250	
Rated Current (A)	0.5	0.5	
Rated impulse voltage		8KV	
Wire range (AWG/mm ²)	22~12	0.34~2.5	
Connection Capacity			
Max. Solid (mm ²)		4	
Max. Stranded (mm ²)		2.5	
General Data			
Torque (N.m)	0.4		
Screw thread	M2.5		
Stripping length (mm)	9~11		
Insulation material	PA		
T / W (mm)	5.1 / 71.5		
H / H on TS-35 (mm)	62.2 / 63		
Package	20		
Part number	Package		
DKK2.5NC	50		
DKNSPS-001-OR	10		
DSS2.5N-02P	50		
DSS2.5N-03P	50		
DSS2.5N-04P	50		
DSS2.5N-05P	10		
DSS2.5N-10P	10		
DSS2.5N-20P	10		
DSS2.5N-6688-02P	50		
DSS2.5N-6688-03P	10		
DSS2.5N-6688-04P	10		
DSS2.5N-6688-05P	10		
CSC-2.502PN	50		
CSC-2.503PN	50		
CSC-2.504PN	50		
CSC-2.505PN	10		
CSC-2.510PN	10		
0175-T002	50		
0175L1	20		
TM57HW	20		
TM-R200	10		
TS-35	20		
TS-35/15	10		
0.6 x 3.5 DNT11-0107			

Screw Connection

Bi-Level Diode Terminal Blocks




DKK2.5N-D series is a double-layer diode terminal block for fast and reliable protection against reverse current. While standard products are typically used for AC applications, DC applications require a more specific approach, such as photovoltaic applications.

DKK..N


Accessories

- End cover
- Separating disk
- Plug-in bridge
 - 2
 - 3
 - 4
 - 5
 - 10
 - 20
- Plug-in bridge
 - 2
 - 3
 - 4
 - 5
- Insertion bridge
 - 2
 - 3
 - 4
 - 5
 - 10
- Test plug
- Lever
- Marking label
- Continuous flat marking label
- DIN rail
- Tool (mm)




DKK2.5N-D02		
Rated Data	UL	IEC
Rated Voltage (V)	250	250
Rated Current (A)	0.5	0.5
Rated impulse voltage	8KV	
Wire range (AWG/mm ²)	22~12	0.34~2.5
Connection Capacity		
Max. Solid (mm ²)	4	
Max. Stranded (mm ²)	2.5	
General Data		
Torque (N.m)	0.4	
Screw thread	M2.5	
Stripping length (mm)	9~11	
Insulation material	PA	
T / W (mm)	5.1 / 71.5	
H / H on TS-35 (mm)	62.2 / 63	
Package	20	

Part number	Package
DKK2.5NC	50
DKNSPS-001-OR	10
DSS2.5N-02P	50
DSS2.5N-03P	50
DSS2.5N-04P	50
DSS2.5N-05P	10
DSS2.5N-10P	10
DSS2.5N-20P	10
DSS2.5N-6688-02P	50
DSS2.5N-6688-03P	10
DSS2.5N-6688-04P	10
DSS2.5N-6688-05P	10
CSC-2.502PN	50
CSC-2.503PN	50
CSC-2.504PN	50
CSC-2.505PN	10
CSC-2.510PN	10
0175-T002	50
0175L1	20
TM57HW	20
TM-R200	10
TS-35	20
TS-35/15	10
0.6 x 3.5 DNT11-0107	



DKK2.5N-D03		
Rated Data	UL	IEC
Rated Voltage (V)	250	250
Rated Current (A)	0.5	0.5
Rated impulse voltage	8KV	
Wire range (AWG/mm ²)	22~12	0.34~2.5
Connection Capacity		
Max. Solid (mm ²)	4	
Max. Stranded (mm ²)	2.5	
General Data		
Torque (N.m)	0.4	
Screw thread	M2.5	
Stripping length (mm)	9~11	
Insulation material	PA	
T / W (mm)	5.1 / 71.5	
H / H on TS-35 (mm)	62.2 / 63	
Package	20	


Part number	Package
DKK2.5NC	50
DKNSPS-001-OR	10
DSS2.5N-02P	50
DSS2.5N-03P	50
DSS2.5N-04P	50
DSS2.5N-05P	10
DSS2.5N-10P	10
DSS2.5N-20P	10
DSS2.5N-6688-02P	50
DSS2.5N-6688-03P	10
DSS2.5N-6688-04P	10
DSS2.5N-6688-05P	10
CSC-2.502PN	50
CSC-2.503PN	50
CSC-2.504PN	50
CSC-2.505PN	10
CSC-2.510PN	10
0175-T002	50
0175L1	20
TM57HW	20
TM-R200	10
TS-35	20
TS-35/15	10
0.6 x 3.5 DNT11-0107	



DKK2.5N-D04		
Rated Data	UL	IEC
Rated Voltage (V)	250	250
Rated Current (A)	0.5	0.5
Rated impulse voltage	8KV	
Wire range (AWG/mm ²)	22~12	0.34~2.5
Connection Capacity		
Max. Solid (mm ²)	4	
Max. Stranded (mm ²)	2.5	
General Data		
Torque (N.m)	0.4	
Screw thread	M2.5	
Stripping length (mm)	9~11	
Insulation material	PA	
T / W (mm)	5.1 / 71.5	
H / H on TS-35 (mm)	62.2 / 63	
Package	20	

Part number	Package
DKK2.5NC	50
DKNSPS-001-OR	10
DSS2.5N-02P	50
DSS2.5N-03P	50
DSS2.5N-04P	50
DSS2.5N-05P	10
DSS2.5N-10P	10
DSS2.5N-20P	10
DSS2.5N-6688-02P	50
DSS2.5N-6688-03P	10
DSS2.5N-6688-04P	10
DSS2.5N-6688-05P	10
CSC-2.502PN	50
CSC-2.503PN	50
CSC-2.504PN	50
CSC-2.505PN	10
CSC-2.510PN	10
0175-T002	50
0175L1	20
TM57HW	20
TM-R200	10
TS-35	20
TS-35/15	10
0.6 x 3.5 DNT11-0107	

DK Sensor/Actuator Terminal Blocks Introduction






DK1.5SG series supports the connection with 3-wire sensors. The user performs the wiring of the NPN and/or PNP according to the required conditions.

Cross connection bridges are available, with which DK1.5SG can connect the positive and negative electrodes to the same potential. DK1.5SGF-PE can further support grounding function.

The screw connection method makes stable electrical connection in the application of signal and power transmission. In addition, it can also equip with continuous flat marking labels and bridges in different colors, and using the excellent marking system to make the wiring identification more convenient.

Screw Connection






Advantages of screw connection:

1. Vibration resistance
2. Anti-loosening
3. Stable transmission

It can connect with various sensors to perform control process. DK1.5SGF mating with bridges can distribute the potential to various sensors. In addition, DK1.5SGF-PE also provides a grounding point for completion of sensor's grounded wiring.

Equipped with a continuous flat marking label, the terminal block can be identified clearly and make the installation convenient. Besides, the continuous flat marking label in different colors to identify the potentials easily when wiring.

Sensor / Actuator Terminal Blocks



DK1.5SG.. is a sensor/actuator terminal block in 3 layers. The top layer supports signal lines, and the second and/or third layers support positive and negative potentials.

In addition, the third layer also supports insertion bridges to establish equipotential.

DK1.5SG..

Accessories

- End cover
- Plug-in bridge
- Marking label
- Continuous flat marking label
- DIN rail
- Tool (mm)

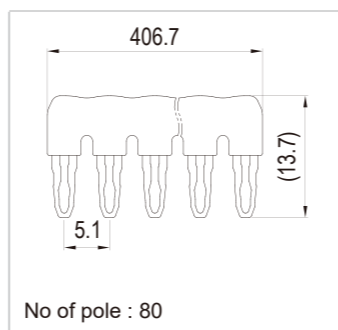
DK1.5SG		
Rated Data	UL	IEC
Rated Voltage (V)	300	250
Rated Current (A)	15	17.5
Rated impulse voltage	4KV	
Wire range (AWG/mm ²)	24~14	0.2~1.5
Connection Capacity		
Max. Solid (mm ²)	2.5	
Max. Stranded (mm ²)	2.5	
General Data		
Torque (N.m)	0.4~0.45	
Screw thread	M2.5	
Stripping length (mm)	8~9	
Insulation material	PA	
T / W (mm)	5.1 / 60.4	
H / H on TS-35 (mm)	50.7 / 52.0	
Package	50	
Part number	Package	
DK1.5SGC	20	
DSD02-1.580	10	
TM52HW	20	
TM-R100	10	
TS-35	20	
TS-35/15	10	
0.4 x 2.5 DNT11-0102		

DK1.5SG-L24		
Rated Data	UL	IEC
Rated Voltage (V)	300	24
Rated Current (A)	15	17.5
Rated impulse voltage	4KV	
Wire range (AWG/mm ²)	24~14	0.2~1.5
Connection Capacity		
Max. Solid (mm ²)	2.5	
Max. Stranded (mm ²)	2.5	
General Data		
Torque (N.m)	0.4~0.45	
Screw thread	M2.5	
Stripping length (mm)	8~9	
Insulation material	PA	
T / W (mm)	5.1 / 60.4	
H / H on TS-35 (mm)	50.7 / 52.0	
Package	50	
Part number	Package	
DK1.5SGC	20	
DSD02-1.580	10	
TM52HW	20	
TM-R100	10	
TS-35	20	
TS-35/15	10	
0.4 x 2.5 DNT11-0102		

DK1.5SGF-PE		
Rated Data	UL	IEC
Rated Voltage (V)	300	250
Rated Current (A)		
Rated impulse voltage	4KV	
Wire range (AWG/mm ²)	24~14	0.2~1.5
Connection Capacity		
Max. Solid (mm ²)	2.5	
Max. Stranded (mm ²)	2.5	
General Data		
Torque (N.m)	0.4~0.45	
Screw thread	M2.5	
Stripping length (mm)	8~9	
Insulation material	PA	
T / W (mm)	6.1 / 60.4	
H / H on TS-35 (mm)	50.7 / 52.0	
Package	20	
Part number	Package	
DSD02-1.580	10	
TM52HW	20	
TM-R100	10	
TS-35	20	
TS-35/15	10	
0.4 x 2.5 DNT11-0102		





Can be cut to required length.



No of pole : 80

Part number	Color
DSD02-1.580	Black
DSD02-1.580-GN	Green
DSD02-1.580-RD	Red
DSD02-1.580-BL	Blue

Sensor / Actuator Terminal Blocks



DKES1.5 series are equipped with two ~ three sockets, one vertical entry on top and one~two horizontal entry on the side.

The multi-position cover can be divided in any pole numbers and snapped into the housing as shock protection for the contact pins when removing the plugs.

DKES1.5N..

Accessories

- End cover (left)
- End cover (right)
- Cover
- Screw-on bridge
- Marking label
- Continuous flat marking label
- DIN rail
- Tool (mm)


DKES1.5N2		
Rated Data	UL	IEC
Rated Voltage (V)	300	250
Rated Current (A)	20	24
Rated impulse voltage	4KV	
Wire range (AWG/mm ²)	22~12	0.5~1.5
Connection Capacity		
Max. Solid (mm ²)	1.5	
Max. Stranded (mm ²)	1.5	
General Data		
Torque (N.m)	0.5~0.6	
Screw thread	M3	
Stripping length (mm)	9~10	
Insulation material	PA	
T / W (mm)	5.08 / 50.6	
H / H on TS-35 (mm)	42.5 / 43.5	
Package	50	
Part number	Package	
DKES1.5NCA/DKES1.5MNCA	50	
DKES1.5NCB/DKES1.5MNCB	50	
DKESP1.5-16P	10	
DSS2.5N-02P	50	
DSS2.5N-03P	50	
DSS2.5N-04P	50	
DSS2.5N-05P	10	
DSS2.5N-10P	10	
TM57HW / TM52HW	20	
TM-R100 / TM-R200	10	
TS-35	20	
TS-35/15	10	
0.4 x 2.5 DNT11-0102		

DKES1.5N3		
Rated Data	UL	IEC
Rated Voltage (V)	300	250
Rated Current (A)	15	24
Rated impulse voltage	4KV	
Wire range (AWG/mm ²)		
Connection Capacity		
Max. Solid (mm ²)		
Max. Stranded (mm ²)		
General Data		
Torque (N.m)		
Screw thread		
Stripping length (mm)		
Insulation material	PA	
T / W (mm)	5.08 / 50.6	
H / H on TS-35 (mm)	42.5 / 43.5	
Package	50	
Part number	Package	
DKES1.5NCA/DKES1.5MNCA	50	
DKES1.5NCB/DKES1.5MNCB	50	
DKESP1.5-16P	10	
DSS2.5N-02P	50	
DSS2.5N-03P	50	
DSS2.5N-04P	50	
DSS2.5N-05P	10	
DSS2.5N-10P	10	
TM57HW / TM52HW	20	
TM-R100 / TM-R200	10	
TS-35	20	
TS-35/15	10	
0.4 x 2.5 DNT11-0102		

Mating Plugs

Pole#	P/N	Pole#	P/N	Pole#	P/N	Pole#	P/N
2	2ESS-02P	2	2ESDV-02P	2	2ESSM-02P	2	2ESDVM-02P
3	2ESS-03P	3	2ESDV-03P	3	2ESSM-03P	3	2ESDVM-03P
4	2ESS-04P	4	2ESDV-04P	4	2ESSM-04P	4	2ESDVM-04P
8	2ESS-08P	8	2ESDV-08P	8	2ESSM-08P	8	2ESDVM-08P
10	2ESS-10P	10	2ESDV-10P	10	2ESSM-10P	10	2ESDVM-10P


DK Knife and Disconnect Terminal Blocks Introduction




The fuse type terminal block supports glass cartridge fuse and 2-way LED indicator in application. Besides, the double-layer terminal block structure greatly increases the efficiency of space applications.

The knife type terminal block can be quickly disconnected and connected by AKP-TP and AKP-TG. With AKP-CP, it can support resistors, diodes and other electronic components application.


The screw connection method makes stable electrical connection in the application of signal and power transmission. In addition, it can also equip with continuous flat marking labels and bridges in different colors, and using the excellent marking system to make the wiring identification more convenient.



The blade comes with insulator to prevent electrical shot. The fuse-type terminal block supports cartridge fuse, as well as 5V~300V LED indicators. Double-layer design, the upper level supports cartridge fuse, and the lower layer provides grounding function.




The AKP-TP and AKP-TG can be applied for quick disconnection. The AKP-CP is the carrier of electronic components supporting resistors, diodes and other electronic components to support various requirement for circuit testing.



Equipped with a continuous flat marking label, the terminal block can be identified clearly and make the installation convenient. Besides, the continuous flat marking label in different colors to identify the potentials easily when wiring.

Knife and Disconnect Terminal Blocks




DK2.5N-T series is a design with a universal socket on the top, which facilitates the insertion of different kinds of isolation plug, feed-through connectors and component connectors to carry out the disconnect function.

A complete range of accessories is available for easy identification, grouping and plug-in bridge applications.

DK2.5N-T


Accessories

End cover		DK4NC	50
Insertion bridge		CSC-2.502PN	50
2		CSC-2.503PN	50
3		CSC-2.504PN	50
4		CSC-2.505PN	10
5		CSC-2.510PN	10
10			
Component connector		AKP-CP	20
Isolating plug		AKP-TP	20
Marking label		TM57HW	20
Continuous flat marking label		TM-R200	10
DIN rail		TS-35	20
		TS-35/15	10
Tool (mm)		0.6 x 3.5 DNT11-0107	




DK2.5N-T		
Rated Data	UL	IEC
Rated Voltage (V)	300	400
Rated Current (A)	20	24
Rated impulse voltage	6KV	
Wire range (AWG/mm ²)	22~12	0.34~2.5
Connection Capacity		
Max. Solid (mm ²)	4	
Max. Stranded (mm ²)	2.5	
General Data		
Torque (N.m)	0.4	
Screw thread	M2.5	
Stripping length (mm)	9~11	
Insulation material	PA	
T / W (mm)	5.1 / 40.7	
H / H on TS-35 (mm)	40.9 / 42	
Package	100	

Color	Part number	Package
■	DK2.5N-T-RD	100
■	DK2.5N-T-BL	100
Part number		
	DK4NC	50
	CSC-2.502PN	50
	CSC-2.503PN	50
	CSC-2.504PN	50
	CSC-2.505PN	10
	CSC-2.510PN	10
	AKP-CP	20
	AKP-TP	20
	TM57HW	20
	TM-R200	10
	TS-35	20
	TS-35/15	10
	0.6 x 3.5 DNT11-0107	



DK2.5N-TG		
Rated Data	UL	IEC
Rated Voltage (V)	300	400
Rated Current (A)	20	24
Rated impulse voltage	6KV	
Wire range (AWG/mm ²)	22~12	0.34~2.5
Connection Capacity		
Max. Solid (mm ²)	4	
Max. Stranded (mm ²)	2.5	
General Data		
Torque (N.m)	0.4	
Screw thread	M2.5	
Stripping length (mm)	9~11	
Insulation material	PA	
T / W (mm)	5.1 / 40.7	
H / H on TS-35 (mm)	42.6 / 43.5	
Package	100	

Color	Part number	Package
■	DK2.5N-TG-RD	100
■	DK2.5N-TG-BL	100
Part number		
	DK4NC	50
	CSC-2.502PN	50
	CSC-2.503PN	50
	CSC-2.504PN	50
	CSC-2.505PN	10
	CSC-2.510PN	10
	AKP-CP	20
	AKP-TP	20
	TM57HW	20
	TM-R200	10
	TS-35	20
	TS-35/15	10
	0.6 x 3.5 DNT11-0107	



DK2.5N-CP		
Rated Data	UL	IEC
Rated Voltage (V)	300	400
Rated Current (A)	6	6
Rated impulse voltage	6KV	
Wire range (AWG/mm ²)	22~12	0.34~2.5
Connection Capacity		
Max. Solid (mm ²)	4	
Max. Stranded (mm ²)	2.5	
General Data		
Torque (N.m)	0.4	
Screw thread	M2.5	
Stripping length (mm)	9~11	
Insulation material	PA	
T / W (mm)	5.1 / 40.7	
H / H on TS-35 (mm)	62.1 / 63	
Package	100	

Color	Part number	Package
■	DK2.5N-CP-RD	100
■	DK2.5N-CP-BL	100
Part number		
	DK4NC	50
	CSC-2.502PN	50
	CSC-2.503PN	50
	CSC-2.504PN	50
	CSC-2.505PN	10
	CSC-2.510PN	10
	AKP-CP	20
	AKP-TP	20
	TM57HW	20
	TM-R200	10
	TS-35	20
	TS-35/15	10
	0.6 x 3.5 DNT11-0107	

Knife and Disconnect Terminal Blocks




DK2.5N-T series is a design with a universal socket on the top, which facilitates the insertion of different kinds of isolation plug, feed-through connectors and component connectors to carry out the disconnect function.

A complete range of accessories is available for easy identification, grouping and plug-in bridge applications.


DK2.5N-T

Accessories

End cover	
Insertion bridge	
2	
3	
4	
5	
10	
Marking label	
Continuous flat marking label	
DIN rail	
Tool (mm)	
Fuse type	



DK2.5N-M		
Rated Data	UL	IEC
Rated Voltage (V)	300	250
Rated Current (A)	10	6.3
Rated impulse voltage	4KV	
Wire range (AWG/mm ²)	22~12	0.34~2.5
Connection Capacity		
Max. Solid (mm ²)	4	
Max. Stranded (mm ²)	2.5	
General Data		
Torque (N.m)	0.4	
Screw thread	M2.5	
Stripping length (mm)	9~11	
Insulation material	PA	
T / W (mm)	5.1 / 40.7	
H / H on TS-35 (mm)	89.1 / 90.2	
Package	50	
Part number	Package	
DK4NC	50	
CSC-2.502PN	50	
CSC-2.503PN	50	
CSC-2.504PN	50	
CSC-2.505PN	10	
CSC-2.510PN	10	
TM57HW	20	
TM-R200	10	
TS-35	20	
TS-35/15	10	
0.6 x 3.5 DNT11-0107		
Glass 5X20		

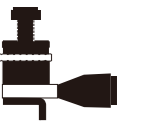


DK2.5N-MLXX*		
Rated Data	UL	IEC
Rated Voltage (V)	300	-*
Rated Current (A)	10	6.3
Rated impulse voltage	4KV	
Wire range (AWG/mm ²)	22~12	0.34~2.5
Connection Capacity		
Max. Solid (mm ²)	4	
Max. Stranded (mm ²)	2.5	
General Data		
Torque (N.m)	0.4	
Screw thread	M2.5	
Stripping length (mm)	9~11	
Insulation material	PA	
T / W (mm)	5.1 / 40.7	
H / H on TS-35 (mm)	89.1 / 90.2	
Package	50	
Part number	Package	
DK4NC	50	
CSC-2.502PN	50	
CSC-2.503PN	50	
CSC-2.504PN	50	
CSC-2.505PN	10	
CSC-2.510PN	10	
TM57HW	20	
TM-R200	10	
TS-35	20	
TS-35/15	10	
0.6 x 3.5 DNT11-0107		
Glass 5X20		

* DK2.5N-MLXX with LED display.

Part number	LED	Voltage
DK2.5N-ML24	with LED light	24V
DK2.5N-ML60	with LED light	60V
DK2.5N-ML250	with LED light	250V

Knife and Disconnect Terminal Blocks




DK4N-T series is a design with a universal socket on the top, which facilitates the insertion of different kinds of isolation plug, feed-through connectors and component connectors to carry out the disconnect function.

A complete range of accessories is available for easy identification, grouping and plug-in bridge applications.


DK4N-T

Accessories


End cover	
Insertion bridge	
2	
3	
4	
5	
10	
Component connector	
Isolating plug	
Marking label	
Continuous flat marking label	
DIN rail	
Tool (mm)	



DK4N-T		
Rated Data	UL	IEC
Rated Voltage (V)	300	400
Rated Current (A)	30	32
Rated impulse voltage	6KV	
Wire range (AWG/mm ²)	22~10	0.34~4
Connection Capacity		
Max. Solid (mm ²)	6	
Max. Stranded (mm ²)	4	
General Data		
Torque (N.m)	0.6	
Screw thread	M3	
Stripping length (mm)	9~11	
Insulation material	PA	
T / W (mm)	6.1 / 40.7	
H / H on TS-35 (mm)	40.9 / 42	
Package	100	
Color	Part number	Package
■	DK4N-T-RD	100
■	DK4N-T-BL	100
Part number	Package	
DK4NC	50	
CSC-402PN	50	
CSC-403PN	50	
CSC-404PN	50	
CSC-405PN	10	
CSC-410PN	10	
AKP-CP	20	
AKP-TP	20	
TM58HW	20	
TM-R200	10	
TS-35	20	
TS-35/15	10	
0.6 x 3.5 DNT11-0107		



DK4N-TG		
Rated Data	UL	IEC
Rated Voltage (V)	300	400
Rated Current (A)	30	32
Rated impulse voltage	6KV	
Wire range (AWG/mm ²)	22~10	0.34~4
Connection Capacity		
Max. Solid (mm ²)	6	
Max. Stranded (mm ²)	4	
General Data		
Torque (N.m)	0.6	
Screw thread	M3	
Stripping length (mm)	9~11	
Insulation material	PA	
T / W (mm)	6.1 / 40.7	
H / H on TS-35 (mm)	42.6 / 43.5	
Package	100	
Color	Part number	Package
■	DK4N-TG-RD	100
■	DK4N-TG-BL	100
Part number	Package	
DK4NC	50	
CSC-402PN	50	
CSC-403PN	50	
CSC-404PN	50	
CSC-405PN	10	
CSC-410PN	10	
AKP-CP	20	
AKP-TP	20	
TM58HW	20	
TM-R200	10	
TS-35	20	
TS-35/15	10	
0.6 x 3.5 DNT11-0107		



DK4N-CP		
Rated Data	UL	IEC
Rated Voltage (V)	300	400
Rated Current (A)	6	6
Rated impulse voltage	6KV	
Wire range (AWG/mm ²)	22~10	0.34~4
Connection Capacity		
Max. Solid (mm ²)	6	
Max. Stranded (mm ²)	4	
General Data		
Torque (N.m)	0.6	
Screw thread	M3	
Stripping length (mm)	9~11	
Insulation material	PA	
T / W (mm)	6.1 / 40.7	
H / H on TS-35 (mm)	62.1 / 63	
Package	100	
Color	Part number	Package
■	DK4N-CP-RD	100
■	DK4N-CP-BL	100
Part number	Package	
DK4NC	50	
CSC-402PN	50	
CSC-403PN	50	
CSC-404PN	50	
CSC-405PN	10	
CSC-410PN	10	
AKP-CP	20	
AKP-TP	20	
TM58HW	20	
TM-R200	10	
TS-35	20	
TS-35/15	10	
0.6 x 3.5 DNT11-0107		

Screw Connection

Knife and Disconnect Terminal Blocks




DK4N-T series is a design with a universal socket on the top, which facilitates the insertion of different kinds of isolation plug, feed-through connectors and component connectors to carry out the disconnect function.

A complete range of accessories is available for easy identification, grouping and plug-in bridge applications.


DK4N-T

Accessories

- End cover
- Insertion bridge
- 2
- 3
- 4
- 5
- 10
- Marking label
- Continuous flat marking label
- DIN rail
- Tool (mm)
- Fuse type



DK4N-M		
Rated Data	UL	IEC
Rated Voltage (V)	300	250
Rated Current (A)	10	6.3
Rated impulse voltage	4KV	
Wire range (AWG/mm ²)	22~10	0.34~4
Connection Capacity		
Max. Solid (mm ²)	6	
Max. Stranded (mm ²)	4	
General Data		
Torque (N.m)	0.6	
Screw thread	M3	
Stripping length (mm)	9~11	
Insulation material	PA	
T / W (mm)	6.1 / 40.7	
H / H on TS-35 (mm)	89.1 / 90.2	
Package	50	
Part number	Package	
DK4NC	50	
CSC-402PN	50	
CSC-403PN	50	
CSC-404PN	50	
CSC-405PN	10	
CSC-410PN	10	
TM58HW	20	
TM-R200	10	
TS-35	20	
TS-35/15	10	
0.6 x 3.5 DNT11-0107		
Glass 5X20		


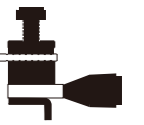


DK4N-MLXX*		
Rated Data	UL	IEC
Rated Voltage (V)	300	-*
Rated Current (A)	10	6.3
Rated impulse voltage	4KV	
Wire range (AWG/mm ²)	22~10	0.34~4
Connection Capacity		
Max. Solid (mm ²)	6	
Max. Stranded (mm ²)	4	
General Data		
Torque (N.m)	0.6	
Screw thread	M3	
Stripping length (mm)	9~11	
Insulation material	PA	
T / W (mm)	6.1 / 40.7	
H / H on TS-35 (mm)	89.1 / 90.2	
Package	50	
Part number	Package	
DK4NC	50	
CSC-402PN	50	
CSC-403PN	50	
CSC-404PN	50	
CSC-405PN	10	
CSC-410PN	10	
TM58HW	20	
TM-R200	10	
TS-35	20	
TS-35/15	10	
0.6 x 3.5 DNT11-0107		
Glass 5X20		

* DK4N-MLXX with LED display.

Part number	LED	Voltage
DK4N-ML24	with LED light	24V
DK4N-ML60	with LED light	60V
DK4N-ML250	with LED light	250V

Bi-Level Knife and Disconnect Terminal Blocks




DKK2.5N-TN-T series is a double-layer basic terminal block with independent potential each layer. The universal socket on the top, which facilitates the insertion of different kinds of isolation plug, feed-through connectors and component connectors to carry out the disconnect function.

A complete range of accessories is available for easy identification, grouping and plug-in bridge applications.

DKK2.5N-T


Accessories

- End cover
- Plug-in bridge
- 2
- 3
- 4
- 5
- 10
- 20
- Plug-in bridge 500
- Insertion bridge
- 2
- 3
- 4
- 5
- 10
- Component connector
- Isolating plug
- Marking label
- Continuous flat marking label
- DIN rail
- Tool (mm)




DKK2.5N-T		
Rated Data	UL	IEC
Rated Voltage (V)	300	400
Rated Current (A)	20	23
Rated impulse voltage	6KV	
Wire range (AWG/mm ²)	22~12	0.34~2.5
Connection Capacity		
Max. Solid (mm ²)	4	
Max. Stranded (mm ²)	2.5	
General Data		
Torque (N.m)	0.4	
Screw thread	M2.5	
Stripping length (mm)	9~11	
Insulation material	PA	
T / W (mm)	5.1 / 71.5	
H / H on TS-35 (mm)	62.2 / 63	
Package	50	
Color	Part number	Package
■	DKK2.5N-T-RD	50
■	DKK2.5N-T-BL	50
Part number	Package	
DKK2.5NC	50	
DSS2.5N-02P	50	
DSS2.5N-03P	50	
DSS2.5N-04P	50	
DSS2.5N-05P	10	
DSS2.5N-10P	10	
DSS2.5N-10P	10	
DSD02-2.5500T	1	
CSC-2.502PN	50	
CSC-2.503PN	50	
CSC-2.504PN	50	
CSC-2.505PN	10	
CSC-2.510PN	10	
AKP-CP	20	
AKP-TP	20	
Marking label	TM57HW 20	
Continuous flat marking label	TM-R200 10	
DIN rail	TS-35 20	
	TS-35/15 10	
0.6 x 3.5 DNT11-0107		

* Using DSD02-2.5500T Plug-in bridge, the rated current will drop to 17.5A



DKK2.5N-TG		
Rated Data	UL	IEC
Rated Voltage (V)	300	400
Rated Current (A)	20	21
Rated impulse voltage	6KV	
Wire range (AWG/mm ²)	22~12	0.34~2.5
Connection Capacity		
Max. Solid (mm ²)	4	
Max. Stranded (mm ²)	2.5	
General Data		
Torque (N.m)	0.4	
Screw thread	M2.5	
Stripping length (mm)	9~11	
Insulation material	PA	
T / W (mm)	5.1 / 71.5	
H / H on TS-35 (mm)	63.9 / 64.7	
Package	50	
Color	Part number	Package
■	DKK2.5N-TG-RD	50
■	DKK2.5N-TG-BL	50
Part number	Package	
DKK2.5NC	50	
DSS2.5N-02P	50	
DSS2.5N-03P	50	
DSS2.5N-04P	50	
DSS2.5N-05P	10	
DSS2.5N-10P	10	
DSS2.5N-20P	10	
DSD02-2.5500T	1	
CSC-2.502PN	50	
CSC-2.503PN	50	
CSC-2.504PN	50	
CSC-2.505PN	10	
CSC-2.510PN	10	
TM57HW	20	
TM-R200	10	
TS-35	20	
TS-35/15	10	
0.6 x 3.5 DNT11-0107		

* Using DSD02-2.5500T Plug-in bridge, the rated current will drop to 17.5A



DKK2.5N-CP		
Rated Data	UL	IEC
Rated Voltage (V)	300	400
Rated Current (A)	6/20	6
Rated impulse voltage	6KV	
Wire range (AWG/mm ²)	22~12	0.34~2.5
Connection Capacity		
Max. Solid (mm ²)	4	
Max. Stranded (mm ²)	2.5	
General Data		
Torque (N.m)	0.4	
Screw thread	M2.5	
Stripping length (mm)	9~11	
Insulation material	PA	
T / W (mm)	5.1 / 71.5	
H / H on TS-35 (mm)	83.4 / 84.2	
Package	50	
Color	Part number	Package
■	DKK2.5N-CP-RD	50
■	DKK2.5N-CP-BL	50
Part number	Package	
DKK2.5NC	50	
DSS2.5N-02P	50	
DSS2.5N-03P	50	
DSS2.5N-04P	50	
DSS2.5N-05P	10	
DSS2.5N-10P	10	
DSS2.5N-20P	10	
DSD02-2.5500T	1	
CSC-2.502PN	50	
CSC-2.503PN	50	
CSC-2.504PN	50	
CSC-2.505PN	10	
CSC-2.510PN	10	
TM57HW	20	
TM-R200	10	
TS-35	20	
TS-35/15	10	
0.6 x 3.5 DNT11-0107		

* Using DSD02-2.5500T Plug-in bridge, the rated current will drop to 17.5A

Screw Connection

Bi-Level Knife and Disconnect Terminal Blocks




DKK2.5N-TN-T series is a double-layer basic terminal block with independent potential each layer. The universal socket on the top, which facilitates the insertion of different kinds of isolation plug, feed-through connectors and component connectors to carry out the disconnect function.

A complete range of accessories is available for easy identification, grouping and plug-in bridge applications.


DKK2.5N-T

Accessories

End cover	
Plug-in bridge	
2	
3	
4	
5	
10	
20	
Plug-in bridge 500	
Insertion bridge	
2	
3	
4	
5	
10	
Marking label	
Continuous flat marking label	
DIN rail	
Tool (mm)	
Fuse type	



DKK2.5N-M		
Rated Data	UL	IEC
Rated Voltage (V)	300	250
Rated Current (A)	10/20	6.3
Rated impulse voltage	4KV	
Wire range (AWG/mm ²)	22~12	0.34~2.5
Connection Capacity		
Max. Solid (mm ²)	4	
Max. Stranded (mm ²)	2.5	
General Data		
Torque (N.m)	0.4	
Screw thread	M2.5	
Stripping length (mm)	9~11	
Insulation material	PA	
T / W (mm)	5.1 / 71.5	
H / H on TS-35 (mm)	110.4 / 111.2	
Package	50	



DKK2.5N-MLXX*		
Rated Data	UL	IEC
Rated Voltage (V)	300	-*
Rated Current (A)	10/20	6.3
Rated impulse voltage	4KV	
Wire range (AWG/mm ²)	22~12	0.34~2.5
Connection Capacity		
Max. Solid (mm ²)	4	
Max. Stranded (mm ²)	2.5	
General Data		
Torque (N.m)	0.4	
Screw thread	M2.5	
Stripping length (mm)	9~11	
Insulation material	PA	
T / W (mm)	5.1 / 71.5	
H / H on TS-35 (mm)	110.4 / 111.2	
Package	50	

* Using DSD02-2.5500T Plug-in bridge, the rated current will drop to 17.5A

* Using DSD02-2.5500T Plug-in bridge, the rated current will drop to 17.5A

* DKK2.5N-MLXX with LED display.

Part number	LED	Voltage
DKK2.5N-ML24	with LED light	24V
DKK2.5N-ML60	with LED light	60V
DKK2.5N-ML250	with LED light	250V

Bi-Level Knife and Disconnect Terminal Blocks




DKK4N-T series is a double-layer basic terminal block with independent potential each layer. The universal socket on the top, which facilitates the insertion of different kinds of isolation plug, feed-through connectors and component connectors to carry out the disconnect function.

A complete range of accessories is available for easy identification, grouping and plug-in bridge applications.


DKK4N-T

Accessories


End cover	
Plug-in bridge	
2	
3	
4	
5	
10	
20	
Plug-in bridge 500	
Insertion bridge	
2	
3	
4	
5	
10	
20	
Insertion bridge	
2	
3	
4	
5	
10	
20	
Component connector	
Isolating plug	
Marking label	
Continuous flat marking label	
DIN rail	
Tool (mm)	



DKK4N-T		
Rated Data	UL	IEC
Rated Voltage (V)	300	400
Rated Current (A)	30	32
Rated impulse voltage	6KV	
Wire range (AWG/mm ²)	22~10	0.34~4
Connection Capacity		
Max. Solid (mm ²)	6	
Max. Stranded (mm ²)	4	
General Data		
Torque (N.m)	0.6	
Screw thread	M3	
Stripping length (mm)	9~11	
Insulation material	PA	
T / W (mm)	6.1 / 71.5	
H / H on TS-35 (mm)	62.2 / 63	
Package	50	



DKK4N-TG		
Rated Data	UL	IEC
Rated Voltage (V)	300	400
Rated Current (A)	30	32
Rated impulse voltage	6KV	
Wire range (AWG/mm ²)	22~10	0.34~4
Connection Capacity		
Max. Solid (mm ²)	6	
Max. Stranded (mm ²)	4	
General Data		
Torque (N.m)	0.6	
Screw thread	M3	
Stripping length (mm)	9~11	
Insulation material	PA	
T / W (mm)	6.1 / 71.5	
H / H on TS-35 (mm)	63.9 / 64.7	
Package	50	



DKK4N-CP		
Rated Data	UL	IEC
Rated Voltage (V)	300	400
Rated Current (A)	6/30	6
Rated impulse voltage	6KV	
Wire range (AWG/mm ²)	22~10	0.34~4
Connection Capacity		
Max. Solid (mm ²)	6	
Max. Stranded (mm ²)	4	
General Data		
Torque (N.m)	0.6	
Screw thread	M3	
Stripping length (mm)	9~11	
Insulation material	PA	
T / W (mm)	6.1 / 71.5	
H / H on TS-35 (mm)	83.4 / 84.2	
Package	50	

Color	Part number	Package
■	DKK4N-T-RD	50
■	DKK4N-T-BL	50
Part number Package		
	DKK2.5NC	50
	DSS4N-02P	50
	DSS4N-03P	50
	DSS4N-04P	50
	DSS4N-05P	10
	DSS4N-10P	10
	DSS4N-10P	10
	CSC-402PN	50
	CSC-403PN	50
	CSC-404PN	50
	CSC-405PN	10
	CSC-410PN	10
	AKP-CP	20
	AKP-TP	20
	TM58HW	20
	TM-R200	10
	TS-35	20
	TS-35/15	10
	0.6 x 3.5 DNT11-0107	

Color	Part number	Package
■	DKK4N-TG-RD	50
■	DKK4N-TG-BL	50
Part number Package		
	DKK2.5NC	50
	DSS4N-02P	50
	DSS4N-03P	50
	DSS4N-04P	50
	DSS4N-05P	10
	DSS4N-10P	10
	DSS4N-20P	10
	CSC-402PN	50
	CSC-403PN	50
	CSC-404PN	50
	CSC-405PN	10
	CSC-410PN	10
	TM58HW	20
	TM-R200	10
	TS-35	20
	TS-35/15	10
	0.6 x 3.5 DNT11-0107	

Color	Part number	Package
■	DKK4N-CP-RD	50
■	DKK4N-CP-BL	50
Part number Package		
	DKK2.5NC	50
	DSS4N-02P	50
	DSS4N-03P	50
	DSS4N-04P	50
	DSS4N-05P	10
	DSS4N-10P	10
	DSS4N-20P	10
	CSC-402PN	50
	CSC-403PN	50
	CSC-404PN	50
	CSC-405PN	10
	CSC-410PN	10
	TM58HW	20
	TM-R200	10
	TS-35	20
	TS-35/15	10
	0.6 x 3.5 DNT11-0107	

Screw Connection

Bi-Level Knife and Disconnect Terminal Blocks




DKK4N-T series is a double-layer basic terminal block with independent potential each layer. The universal socket on the top, which facilitates the insertion of different kinds of isolation plug, feed-through connectors and component connectors to carry out the disconnect function.

A complete range of accessories is available for easy identification, grouping and plug-in bridge applications.


DKK4N-T

Accessories


End cover	
Plug-in bridge	
2	
3	
4	
5	
10	
20	
Insertion bridge	
2	
3	
4	
5	
10	
20	
Marking label	
Continuous flat marking label	
DIN rail	
Tool (mm)	
Fuse type	



DKK4N-M		
Rated Data	UL	IEC
Rated Voltage (V)	300	250
Rated Current (A)	10/30	6.3
Rated impulse voltage	4KV	
Wire range (AWG/mm ²)	22~10	0.34~4
Connection Capacity		
Max. Solid (mm ²)	6	
Max. Stranded (mm ²)	4	
General Data		
Torque (N.m)	0.6	
Screw thread	M3	
Stripping length (mm)	9~11	
Insulation material	PA	
T / W (mm)	6.1 / 71.5	
H / H on TS-35 (mm)	110.4 / 111.2	
Package	50	



DKK4N-MLXX*		
Rated Data	UL	IEC
Rated Voltage (V)	300	-*
Rated Current (A)	10/30	6.3
Rated impulse voltage	4KV	
Wire range (AWG/mm ²)	22~10	0.34~4
Connection Capacity		
Max. Solid (mm ²)	6	
Max. Stranded (mm ²)	4	
General Data		
Torque (N.m)	0.6	
Screw thread	M3	
Stripping length (mm)	9~11	
Insulation material	PA	
T / W (mm)	6.1 / 71.5	
H / H on TS-35 (mm)	110.4 / 111.2	
Package	50	

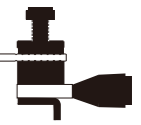


Rated Data	UL	IEC
Rated Voltage (V)		
Rated Current (A)		
Rated impulse voltage		
Wire range (AWG/mm ²)		
Connection Capacity		
Max. Solid (mm ²)		
Max. Stranded (mm ²)		
General Data		
Torque (N.m)		
Screw thread		
Stripping length (mm)		
Insulation material		
T / W (mm)		
H / H on TS-35 (mm)		
Package		

* DKK4N-MLXX with LED display.

Part number	LED	Voltage
DKK4N-ML24	with LED light	24V
DKK4N-ML60	with LED light	60V
DKK4N-ML250	with LED light	250V

Knife and Disconnect Terminal Blocks




DK4NS-T series is a design with a universal socket on the top, which facilitates the insertion of different kinds of isolation plug, feed-through connectors and component connectors to carry out the disconnect function.

The product has 2 jumper slots, which enables any numbers of terminal blocks to be shorted by use of 2P jumper.

DK4NS-T


Accessories

End cover	
Plug-in bridge	
2	
3	
4	
5	
10	
20	
Insertion bridge	
2	
3	
4	
5	
10	
20	
Component connector	
Isolating plug	
Marking label	
Continuous flat marking label	
DIN rail	
Tool (mm)	




DK4NS-T		
Rated Data	UL	IEC
Rated Voltage (V)	600	800
Rated Current (A)	30	32
Rated impulse voltage	8KV	
Wire range (AWG/mm ²)	22~10	0.34~4
Connection Capacity		
Max. Solid (mm ²)	6	
Max. Stranded (mm ²)	4	
General Data		
Torque (N.m)	0.6	
Screw thread	M3	
Stripping length (mm)	9~11	
Insulation material	PA	
T / W (mm)	6.1 / 57.8	
H / H on TS-35 (mm)	40.7 / 41.9	
Package	100	

Color	Part number	Package
■	DK4NS-T-RD	100
■	DK4NS-T-BL	100
Part number		
	DK4NSC-T	20
	DSS4N-02P	50
	DSS4N-03P	50
	DSS4N-04P	50
	DSS4N-05P	10
	DSS4N-10P	10
	CSC-402PN	50
	CSC-403PN	50
	CSC-404PN	50
	CSC-405PN	10
	CSC-410PN	10
	AKP-CP	20
	AKP-TP	20
	TM58HW	20
	TM-R200	10
	TS-35	20
	TS-35/15	10
	0.6 x 3.5 DNT11-0107	



DK4NS-TG		
Rated Data	UL	IEC
Rated Voltage (V)	600	800
Rated Current (A)	30	32
Rated impulse voltage	8KV	
Wire range (AWG/mm ²)	22~10	0.34~4
Connection Capacity		
Max. Solid (mm ²)	6	
Max. Stranded (mm ²)	4	
General Data		
Torque (N.m)	0.6	
Screw thread	M3	
Stripping length (mm)	9~11	
Insulation material	PA	
T / W (mm)	6.1 / 57.8	
H / H on TS-35 (mm)	42.4 / 43.5	
Package	100	

Color	Part number	Package
■	DK4NS-TG-RD	100
■	DK4NS-TG-BL	100
Part number		
	DK4NSC-T	20
	DSS4N-02P	50
	DSS4N-03P	50
	DSS4N-04P	50
	DSS4N-05P	10
	DSS4N-10P	10
	CSC-402PN	50
	CSC-403PN	50
	CSC-404PN	50
	CSC-405PN	10
	CSC-410PN	10
	AKP-CP	20
	AKP-TP	20
	TM58HW	20
	TM-R200	10
	TS-35	20
	TS-35/15	10
	0.6 x 3.5 DNT11-0107	



DK4NS-CP		
Rated Data	UL	IEC
Rated Voltage (V)	600	800
Rated Current (A)	6	6
Rated impulse voltage	8KV	
Wire range (AWG/mm ²)	22~10	0.34~4
Connection Capacity		
Max. Solid (mm ²)	4	
Max. Stranded (mm ²)	4	
General Data		
Torque (N.m)	0.6	
Screw thread	M3	
Stripping length (mm)	9~11	
Insulation material	PA	
T / W (mm)	6.1 / 57.8	
H / H on TS-35 (mm)	62 / 63.2	
Package	50	

Color	Part number	Package
■	DK4NS-CP-RD	50
■	DK4NS-CP-BL	50
Part number		
	DK4NSC-T	20
	DSS4N-02P	50
	DSS4N-03P	50
	DSS4N-04P	50
	DSS4N-05P	10
	DSS4N-10P	10
	CSC-402PN	50
	CSC-403PN	50
	CSC-404PN	50
	CSC-405PN	10
	CSC-410PN	10
	AKP-CP	20
	AKP-TP	20
	TM58HW	20
	TM-R200	10
	TS-35	20
	TS-35/15	10
	0.6 x 3.5 DNT11-0107	

Screw Connection


Knife and Disconnect Terminal Blocks




DK4NS-T series is a design with a universal socket on the top, which facilitates the insertion of different kinds of isolation plug, feed-through connectors and component connectors to carry out the disconnect function.

The product has 2 jumper slots, which enables any numbers of terminal blocks to be shorted by use of 2P jumper.

DK4NS-T



DK4NS-M		
Rated Data	UL	IEC
Rated Voltage (V)	300	250
Rated Current (A)	10	6.3
Rated impulse voltage	4KV	
Wire range (AWG/mm ²)	22~10	0.34~4
Connection Capacity		
Max. Solid (mm ²)	6	
Max. Stranded (mm ²)	4	
General Data		
Torque (N.m)	0.6	
Screw thread	M3	
Stripping length (mm)	9~11	
Insulation material	PA	
T / W (mm)	6.1 / 57.8	
H / H on TS-35 (mm)	88.9 / 90.1	
Package	50	



DK4NS-MLXX*		
Rated Data	UL	IEC
Rated Voltage (V)	300	-*
Rated Current (A)	10	6.3
Rated impulse voltage	4KV	
Wire range (AWG/mm ²)	22~10	0.34~4
Connection Capacity		
Max. Solid (mm ²)	6	
Max. Stranded (mm ²)	4	
General Data		
Torque (N.m)	0.6	
Screw thread	M3	
Stripping length (mm)	9~11	
Insulation material	PA	
T / W (mm)	6.1 / 57.8	
H / H on TS-35 (mm)	88.9 / 90.1	
Package	50	



DK4NS-TF		
Rated Data	UL	IEC
Rated Voltage (V)		
Rated Current (A)		
Rated impulse voltage		
Wire range (AWG/mm ²)		
Connection Capacity		
Max. Solid (mm ²)		
Max. Stranded (mm ²)		
General Data		
Torque (N.m)		
Screw thread		
Stripping length (mm)		
Insulation material		
T / W (mm)		
H / H on TS-35 (mm)		
Package		

Accessories	Part number	Package
End cover	DK4NSC-T	20
Plug-in bridge	DSS4N-02P	50
	DSS4N-03P	50
	DSS4N-04P	50
	DSS4N-05P	10
	DSS4N-10P	10
Insertion bridge	CSC-402PN	50
	CSC-403PN	50
	CSC-404PN	50
	CSC-405PN	10
	CSC-410PN	10
Marking label	TM58HW	20
	TM-R200	10
Continuous flat marking label	TS-35	20
	TS-35/15	10
DIN rail	0.6 x 3.5 DNT11-0107	
Tool (mm)	0.6 x 3.5 DNT11-0107	
Fuse type	Glass 5X20	

* DK4NS-MLXX with LED display.

Part number	LED	Voltage
DK4NS-ML24	with LED light	24V
DK4NS-ML60	with LED light	60V
DK4NS-ML250	with LED light	250V

Lever-Type Fuse Disconnect Terminal Blocks




DK4NS-TF series is disconnect terminal block with fuse lever


The product supports 5X20mm cartridge fuse inside the fuse holder. The cartridge fuse can be placed inside the fuse holder and clip on the slot.

DK4NS-TF


Accessories	Part number	Package
End cover	DK4NSC-T	20
Plug-in bridge	DSS4N-02P	50
	DSS4N-03P	50
	DSS4N-04P	50
	DSS4N-05P	10
	DSS4N-10P	10
Insertion bridge	CSC-402PN	50
	CSC-403PN	50
	CSC-404PN	50
	CSC-405PN	10
	CSC-410PN	10
Marking label	TM58HW	20
	TM-R200	10
Continuous flat marking label	TS-35	20
	TS-35/15	10
DIN rail	0.6 x 3.5 DNT11-0107	
Tool (mm)	0.6 x 3.5 DNT11-0107	
Fuse type	Glass 5X20	



DK4NS-TF		
Rated Data	UL	IEC
Rated Voltage (V)	600	250
Rated Current (A)	10	6.3
Rated impulse voltage	8KV	
Wire range (AWG/mm ²)	22~10	0.34~4
Connection Capacity		
Max. Solid (mm ²)	6	
Max. Stranded (mm ²)	4	
General Data		
Torque (N.m)	0.6	
Screw thread	M3	
Stripping length (mm)	9~11	
Insulation material	PA	
T / W (mm)	6.1 / 57.8	
H / H on TS-35 (mm)	68.8 / 70	
Package	50	



DK4NS-TFLXX*		
Rated Data	UL	IEC
Rated Voltage (V)	600	-*
Rated Current (A)	12	6.3
Rated impulse voltage	4KV	
Wire range (AWG/mm ²)	22~10	0.34~4
Connection Capacity		
Max. Solid (mm ²)	4	
Max. Stranded (mm ²)	4	
General Data		
Torque (N.m)	0.5-0.6	
Screw thread	M3	
Stripping length (mm)	9~11	
Insulation material	PA	
T / W (mm)	6.1 / 57.8	
H / H on TS-35 (mm)	68.8 / 70	
Package	50	







DK4NS-TFLXX*		
Rated Data	UL	IEC
Rated Voltage (V)		
Rated Current (A)		
Rated impulse voltage		
Wire range (AWG/mm ²)		
Connection Capacity		
Max. Solid (mm ²)		
Max. Stranded (mm ²)		
General Data		
Torque (N.m)		
Screw thread		
Stripping length (mm)		
Insulation material		
T / W (mm)		
H / H on TS-35 (mm)		
Package		

*DK4NS-TFLXX with LED display

Part number	LED	Voltage
DK4NS-TFL5	with LED light	5V
DK4NS-TFL12	with LED light	12V
DK4NS-TFL24	with LED light	24V
DK4NS-TFL48	with LED light	48V
DK4NS-TFL110	with LED light	110V
DK4NS-TFL220	with LED light	220V
DK4NS-TFL300	with LED light	300V

Lever-Type Fuse Disconnect Terminal Blocks



Upper : 16A
Lower : 30A

Fuse and disconnect terminal blocks can utilize the standard 5X20mm fuse through the lever type fuse holder. The fuse holder can be lifted for quick fuse replacement in the compartment. The product takes the advantages of simple power distribution and easy fuse insertion.

Fuse is excluded in the standard part number.

DK..N-TF

Accessories





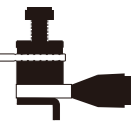
End cover	
Insertion bridge	
2	
3	
4	
5	
10	
Marking label	
Continuous flat marking label	
Connection pin	
DIN rail	
Tool (mm)	
Fuse type	

DK4N-TF		
Rated Data	UL	IEC
Rated Voltage (V)	600	250
Rated Current (A)	12	12
Rated impulse voltage	4KV	
Wire range (AWG/mm ²)	22~10	0.14~4
Connection Capacity		
Max. Solid (mm ²)	6	
Max. Stranded (mm ²)	4	
General Data		
Torque (N.m)	0.53	
Screw thread	M3	
Stripping length (mm)	8~10	
Insulation material	PA	
T / W (mm)	8 / 53.3	
H / H on TS-35 (mm)	46.3 / 47.3	
Package	50	
Part number	Package	
DK4NC-TF	20	
CSC-602PN	50	
CSC-603PN	50	
CSC-604PN	50	
CSC-605PN	10	
CSC-610PN	10	
TM59HW	20	
TM-R200	10	
TS-35	20	
TS-35/15	10	
0.6 x 3.5 DNT11-0107		
Glass 5X20		

DK4N-TFLXX*		
Rated Data	UL	IEC
Rated Voltage (V)	600	-*
Rated Current (A)	12	12
Rated impulse voltage	4KV	
Wire range (AWG/mm ²)	22~10	0.14~4
Connection Capacity		
Max. Solid (mm ²)	6	
Max. Stranded (mm ²)	4	
General Data		
Torque (N.m)	0.53	
Screw thread	M3	
Stripping length (mm)	8~10	
Insulation material	PA	
T / W (mm)	8 / 53.3	
H / H on TS-35 (mm)	46.3 / 47.3	
Package	50	
Part number	Package	
DK4NC-TF	20	
CSC-602PN	50	
CSC-603PN	50	
CSC-604PN	50	
CSC-605PN	10	
CSC-610PN	10	
TM59HW	20	
TM-R200	10	
TS-35	20	
TS-35/15	10	
0.6 x 3.5 DNT11-0107		
Glass 5X20		

DKK4N-TF		
Rated Data	UL	IEC
Rated Voltage (V)	300	250
Rated Current (A)	16 / 30	16 / 30
Rated impulse voltage	4KV	
Wire range (AWG/mm ²)	22~10	0.14~4
Connection Capacity		
Max. Solid (mm ²)	6	
Max. Stranded (mm ²)	4	
General Data		
Torque (N.m)	0.53	
Screw thread	M3	
Stripping length (mm)	10~12	
Insulation material	PA	
T / W (mm)	8 / 73.2	
H / H on TS-35 (mm)	62.9 / 63.9	
Package	20	
Part number	Package	
DKK4NC-TF	20	
CSC-602PN	50	
CSC-603PN	50	
CSC-604PN	50	
CSC-605PN	10	
CSC-610PN	10	
TM59HW	20	
TM-R200	10	
TS-35	20	
TS-35/15	10	
0.6 x 3.5 DNT11-0107		
Glass 5X20		

Fuse Disconnect Terminal Blocks



Upper : 16A
Lower : 30A

DKK4N-TFLXX*		
Rated Data	UL	IEC
Rated Voltage (V)	300	-*
Rated Current (A)	16 / 30	16 / 30
Rated impulse voltage	4KV	
Wire range (AWG/mm ²)	22~10	0.14~4
Connection Capacity		
Max. Solid (mm ²)	6	
Max. Stranded (mm ²)	4	
General Data		
Torque (N.m)	0.53	
Screw thread	M3	
Stripping length (mm)	10~12	
Insulation material	PA	
T / W (mm)	8 / 73.2	
H / H on TS-35 (mm)	62.9 / 63.9	
Package	20	
Part number	Package	
DKK4NC-TF	20	
CSC-602PN	50	
CSC-603PN	50	
CSC-604PN	50	
CSC-605PN	10	
CSC-610PN	10	
TM59HW	20	
TM-R200	10	
TS-35	20	
TS-35/15	10	
0.6 x 3.5 DNT11-0107		
Glass 5X20		

DK25N-TFL690		
Rated Data	UL	IEC
Rated Voltage (V)	600	690
Rated Current (A)	30	32
Rated impulse voltage	6KV	
Wire range (AWG/mm ²)	18~4	1.5~25
Connection Capacity		
Max. Solid (mm ²)	25	
Max. Stranded (mm ²)	25	
General Data		
Torque (N.m)	2	2.5
Screw thread	M5	
Stripping length (mm)	15~16	
Insulation material	PA	
T / W (mm)	17.5 / 80.4	
H / H on TS-35 (mm)	63 / 64.5	
Package	15	
Part number	Package	
TM60HW	20	
TM-R200	10	
KB-DK25N	100	
TS-35	20	
TS-35/15	10	
1.0 x 5.5 DNT11-0111, PH2		
Glass 10.3X38		

This fuse and disconnect terminal block can install the standard 5X20mm fuse through the fuse cartridge. The fuse cartridge can screw onto the base terminal block to perform the disconnecting function. This product takes the advantages of simple power distribution and easy fuse insertion.

Fuse is excluded in the standard part number.

DK..-TF

Accessories

Insertion bridge	
2	
3	
10	
Screw-on bridge	
DS16-02P	10
DS16-10P	10
Marking label	
TM55HW	20
Continuous flat marking label	
TM-R100	10
DIN rail	
TS-35	20
TS-35/15	10
Tool (mm)	
0.8 x 4 DNT11-0109	
Fuse type	
Glass 5X20	


*The current is determined by the use used.

Screw Connection

Thermocouple Terminal Blocks



Reliable Connections for Precise Measurement



DK2.5N-V.. is designed for temperature measurement systems, these terminal blocks use material-matched components to ensure signal accuracy without drift. High temperature resistance and anti-interference design make them suitable for industrial automation, process control, and energy applications.

DK..N-V..

This series of thermocouple terminal blocks is engineered for temperature sensing applications, featuring terminals made from materials matched to each thermocouple type.

They ensure accurate signal transmission without drift or interference.

The optimized structural design enhances measurement precision while providing excellent heat resistance, corrosion resistance, and long-term stability—ideal for factory automation, process equipment, and energy management systems.

Accessories

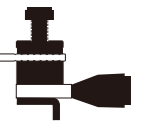
End cover	
Partition plate	
Insertion bridge	
2	
3	
4	
5	
10	
Marking label	
Continuous flat marking label	
DIN rail	
Tool (mm)	



DK2.5N-VJ		
Rated Data	UL	IEC
Rated Voltage (V)	250	400
Rated Current (A)	10	1
Rated impulse voltage	4KV	
Wire range (AWG/mm ²)	22~12	0.34~2.5
Connection Capacity		
Max. Solid (mm ²)	4	
Max. Stranded (mm ²)	2.5	
General Data		
Torque (N.m)	0.4~0.5	0.4~0.5
Screw thread	M2.5	
Stripping length (mm)	9~11	
Insulation material	PA	
T / W (mm)	10.2 / 40.7	
H / H on TS-35 (mm)	42.4 / 43.05	
Package	50	

Part number	Package
DK4NC	50
DKNSPS-005	10
CSC-2.502PN	50
CSC-2.503PN	50
CSC-2.504PN	50
CSC-2.505PN	10
CSC-2.510PN	10
TM57HW	20
TM-R200	10
TS-35	20
TS-35/15	10
0.6 x 3.5 DNT11-0107	

Thermocouple Terminal Blocks



DK2.5N-VK		
Rated Data	UL	IEC
Rated Voltage (V)	250	400
Rated Current (A)	10	1
Rated impulse voltage	4KV	
Wire range (AWG/mm ²)	22~12	0.34~2.5
Connection Capacity		
Max. Solid (mm ²)	4	
Max. Stranded (mm ²)	2.5	
General Data		
Torque (N.m)	0.4~0.5	0.4~0.5
Screw thread	M2.5	
Stripping length (mm)	9~11	
Insulation material	PA	
T / W (mm)	10.2 / 40.7	
H / H on TS-35 (mm)	42.4 / 43.05	
Package	50	

Part number	Package
DK4NC	50
DKNSPS-005	10
CSC-2.502PN	50
CSC-2.503PN	50
CSC-2.504PN	50
CSC-2.505PN	10
CSC-2.510PN	10
TM57HW	20
TM-R200	10
TS-35	20
TS-35/15	10
0.6 x 3.5 DNT11-0107	




DK2.5N-VE		
Rated Data	UL	IEC
Rated Voltage (V)	300	400
Rated Current (A)	10	1
Rated impulse voltage	4KV	
Wire range (AWG/mm ²)	22~12	0.34~2.5
Connection Capacity		
Max. Solid (mm ²)	4	
Max. Stranded (mm ²)	2.5	
General Data		
Torque (N.m)	0.4~0.5	0.4~0.5
Screw thread	M2.5	
Stripping length (mm)	9~11	
Insulation material	PA	
T / W (mm)	10.2 / 40.7	
H / H on TS-35 (mm)	42.4 / 43.05	
Package	50	

Part number	Package
DK4NC	50
DKNSPS-005	10
CSC-2.502PN	50
CSC-2.503PN	50
CSC-2.504PN	50
CSC-2.505PN	10
CSC-2.510PN	10
TM57HW	20
TM-R200	10
TS-35	20
TS-35/15	10
0.6 x 3.5 DNT11-0107	



DK2.5N-VN		
Rated Data	UL	IEC
Rated Voltage (V)	300	400
Rated Current (A)	10	1
Rated impulse voltage	4KV	
Wire range (AWG/mm ²)	22~12	0.34~2.5
Connection Capacity		
Max. Solid (mm ²)	4	
Max. Stranded (mm ²)	2.5	
General Data		
Torque (N.m)	0.4~0.5	0.4~0.5
Screw thread	M2.5	
Stripping length (mm)	9~11	
Insulation material	PA	
T / W (mm)	10.2 / 40.7	
H / H on TS-35 (mm)	42.4 / 43.05	
Package	50	

Part number	Package
DK4NC	50
DKNSPS-005	10
CSC-2.502PN	50
CSC-2.503PN	50
CSC-2.504PN	50
CSC-2.505PN	10
CSC-2.510PN	10
TM57HW	20
TM-R200	10
TS-35	20
TS-35/15	10
0.6 x 3.5 DNT11-0107	



DK2.5N-VT		
Rated Data	UL	IEC
Rated Voltage (V)	300	400
Rated Current (A)	10	1
Rated impulse voltage	4KV	
Wire range (AWG/mm ²)	22~12	0.34~2.5
Connection Capacity		
Max. Solid (mm ²)	4	
Max. Stranded (mm ²)	2.5	
General Data		
Torque (N.m)	0.4~0.5	0.4~0.5
Screw thread	M2.5	
Stripping length (mm)	9~11	
Insulation material	PA	
T / W (mm)	10.2 / 40.7	
H / H on TS-35 (mm)	42.4 / 43.05	
Package	50	

Part number	Package
DK4NC	50
DKNSPS-005	10
CSC-2.502PN	50
CSC-2.503PN	50
CSC-2.504PN	50
CSC-2.505PN	10
CSC-2.510PN	10
TM57HW	20
TM-R200	10
TS-35	20
TS-35/15	10
0.6 x 3.5 DNT11-0107	

Screw Connection

Test Disconnect Terminal Blocks




The test disconnect terminal blocks are designed specifically for the secondary circuit of current transformers. DKTD6N can be easily design with screw-on bridges, switch bars and 4mm ø test plugs as a simple detection circuit.

To check the signal inside the circuit with a 4 mm ø test probe, only two terminal blocks are needed to confirm if the current transformer secondary circuit is conducting. Less space is required to connect multiple measuring devices or protective relays.

DKT..N

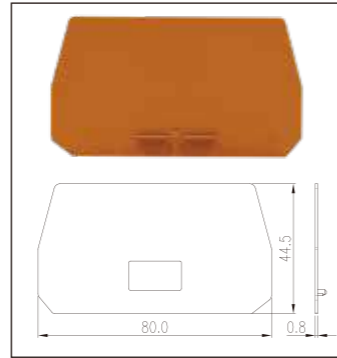
Accessories

End cover	
Partition plate	
Switching jumper	
Screw-on bridge	
Marking label	
Continuous flat marking label	
Safety cap	
DIN rail	
Tool (mm)	

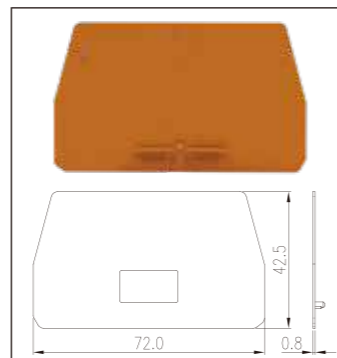


DKTD6N		
Rated Data	UL	IEC
Rated Voltage (V)	300	800
Rated Current (A)	42	41
Rated impulse voltage	8KV	
Wire range (AWG/mm ²)	20-8	0.5-6
Connection Capacity		
Max. Solid (mm ²)	10	
Max. Stranded (mm ²)	6	
General Data		
Torque (N.m)	1.2	
Screw thread	M4	
Stripping length (mm)	9-10	
Insulation material	PA	
T / W (mm)	8 / 72.5	
H / H on TS-35 (mm)	49.6 / 50.5	
Package	50	


Color	Part number	Package
■	DKTD6N-RD	50
■	DKTD6N-BL	50
Part number		Package
DKTD6NC		50
DKNSPS-006-OR		10
DKNSPS-007-OR		10
DS6B01-02		50
DS6B02-02		100
DS6B02-10		50
TM59HW		20
TM-R200		10
DKTD6N-KP		50
TS-35		20
TS-35/15		10
0.8 x 4 DNT11-0109		




DKNSPS-006-OR



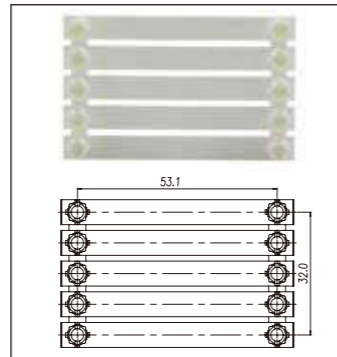
DKNSPS-007-OR



DS6B01-XX



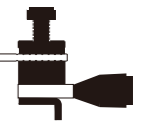
DS6B02-XX



DKTD6N-KP



Test Disconnect Terminal Blocks




The test disconnect terminal blocks are designed specifically for the secondary circuit of current transformers. DKTD6N can be easily design with screw-on bridges, switch bars and 4mm ø test plugs as a simple detection circuit.

To check the signal inside the circuit with a 4 mm ø test probe, only two terminal blocks are needed to confirm if the current transformer secondary circuit is conducting. Less space is required to connect multiple measuring devices or protective relays.

DKTD..


Accessories

End cover	
Partition plate	
Switching jumper	
Screw-on bridge	
Marking label	
Continuous flat marking label	
Safety cap	
DIN rail	
Tool (mm)	



DKTD6ND		
Rated Data	UL	IEC
Rated Voltage (V)	300	800
Rated Current (A)	45	41
Rated impulse voltage	8KV	
Wire range (AWG/mm ²)	20-8	0.5-6
Connection Capacity		
Max. Solid (mm ²)	6	
Max. Stranded (mm ²)	6	
General Data		
Torque (N.m)	1.2-1.5	
Screw thread	M4	
Stripping length (mm)	9-10	
Insulation material	PA	
T / W (mm)	8 / 72.5	
H / H on TS-35 (mm)	49.6 / 50.6	
Package	50	

Color	Part number	Package
■	DKTD6ND-RD	50
■	DKTD6ND-BL	50
Part number		Package
DKTD6NDC		50
DKNSPS-006-OR		10
DKNSPS-007-OR		10
DS6B01-02		50
DS6B02-02		100
DS6B02-10		50
TM59HW		20
TM-R200		10
DKTD6N-KP		50
TS-35		20
TS-35/15		10
0.8 x 4 DNT11-0109		



DKTD6S		
Rated Data	UL	IEC
Rated Voltage (V)	300	800
Rated Current (A)	45	41
Rated impulse voltage	8KV	
Wire range (AWG/mm ²)	20-8	0.5-6
Connection Capacity		
Max. Solid (mm ²)	6	
Max. Stranded (mm ²)	6	
General Data		
Torque (N.m)	1.2-1.5	
Screw thread	M4	
Stripping length (mm)	9-10	
Insulation material	PA	
T / W (mm)	8 / 72.5	
H / H on TS-35 (mm)	49.6 / 50.6	
Package	50	

Color	Part number	Package
■	DKTD6S-RD	50
■	DKTD6S-BL	50
Part number		Package
DKTD6NDC		50
DKNSPS-006-OR		10
DKNSPS-007-OR		10
DS6B01-02		50
DS6B02-02		100
DS6B02-10		50
TM59HW		20
TM-R200		10
DKTD6N-KP		50
TS-35		20
TS-35/15		10
0.8 x 4 DNT11-0109		



Rated Data	UL	IEC
Rated Voltage (V)		
Rated Current (A)		
Rated impulse voltage		
Wire range (AWG/mm ²)		
Connection Capacity		
Max. Solid (mm ²)		
Max. Stranded (mm ²)		
General Data		
Torque (N.m)		
Screw thread		
Stripping length (mm)		
Insulation material		
T / W (mm)		
H / H on TS-35 (mm)		
Package		

Color	Part number	Package
Part number		Package


Screw Connection

Miniature Feed-through Terminal Blocks




Power distribution is one of the most common switching tasks in control system. The main task of miniature modular terminal blocks in control design is to carry out power distribution. The compact micro-terminal block DK..S series meets the growing demand for smaller switch boxes suitable. Available accessories include insertion bridges and marking labels, suitable for TS-15 DIN rail mounting.


DK..S



DK2.5S		
Rated Data	UL	IEC
Rated Voltage (V)	300	500
Rated Current (A)	20	24
Rated impulse voltage	4KV	
Wire range (AWG/mm ²)	22~12	0.34~2.5
Connection Capacity		
Max. Solid (mm ²)	4	
Max. Stranded (mm ²)	2.5	
General Data		
Torque (N.m)	0.4	
Screw thread	M2.5	
Stripping length (mm)	7~9	
Insulation material	PA	
T / W (mm)	5.1 / 22	
H / H on TS-15 (mm)	28 / 28.4	
Package	100	



DK4S		
Rated Data	UL	IEC
Rated Voltage (V)	300	500
Rated Current (A)	30	32
Rated impulse voltage	4KV	
Wire range (AWG/mm ²)	22~10	0.34~4
Connection Capacity		
Max. Solid (mm ²)	6	
Max. Stranded (mm ²)	4	
General Data		
Torque (N.m)	0.6	0.5
Screw thread	M3	
Stripping length (mm)	7~9	
Insulation material	PA	
T / W (mm)	6.1 / 22	
H / H on TS-15 (mm)	31.5 / 31.9	
Package	100	



DK6S		
Rated Data	UL	IEC
Rated Voltage (V)	300	500
Rated Current (A)	50	41
Rated impulse voltage	4KV	
Wire range (AWG/mm ²)	20~8	0.5~6
Connection Capacity		
Max. Solid (mm ²)	10	
Max. Stranded (mm ²)	6	
General Data		
Torque (N.m)	1.2	
Screw thread	M4	
Stripping length (mm)	9~11	
Insulation material	PA	
T / W (mm)	8 / 30.3	
H / H on TS-15 (mm)	37.4 / 37.8	
Package	50	

Accessories

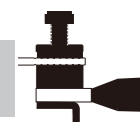
End cover	
Plug-in bridge	
2	
3	
4	
5	
10	
Marking label	
Continuous flat marking label	
DIN rail	
Tool (mm)	

Part number	Package
DK2.5PC	50
CSC-2.502PS	50
CSC-2.503PS	50
CSC-2.504PS	50
CSC-2.505PS	10
CSC-2.510PS	10
TM52HW	20
TM-R100	10
TS-15	20
0.4 x 2.5 DNT11-0102	

Part number	Package
DK4PC	50
CSC-402PS	50
CSC-403PS	50
CSC-404PS	50
CSC-405PS	10
CSC-410PS	10
TM53HW	20
TM-R100	10
TS-15	20
0.6 x 3.5 DNT11-0107	

Part number	Package
DK6PC	50
CSC-602PS	50
CSC-603PS	50
CSC-604PS	50
CSC-605PS	10
CSC-610PS	10
TM59HW	20
TM-R200	10
TS-15	20
0.8 x 4.0 DNT11-0109	

Miniature Feed-through Terminal Blocks




The compact micro-terminal block DK..P series meets the growing demand for smaller switch boxes suitable. Available accessories include insertion bridges and marking labels, suitable for TS-35 DIN rail mounting.

Suitable for lower power spectrum applications, connecting small motors. Accessories include marking labels, bridges, partitions and more to suit a variety of requirements.

DK..P


Accessories

End cover	
Plug-in bridge	
2	
3	
4	
5	
10	
Marking label	
Continuous flat marking label	
DIN rail	
Tool (mm)	




DK2.5P		
Rated Data	UL	IEC
Rated Voltage (V)	300	500
Rated Current (A)	20	24
Rated impulse voltage	4KV	
Wire range (AWG/mm ²)	22~12	0.34~2.5
Connection Capacity		
Max. Solid (mm ²)	4	
Max. Stranded (mm ²)	2.5	
General Data		
Torque (N.m)	0.4	
Screw thread	M2.5	
Stripping length (mm)	7~9	
Insulation material	PA	
T / W (mm)	5.1 / 40	
H / H on TS-35 (mm)	24 / 27.1	
Package	100	

Part number	Package
DK2.5PC	50
CSC-2.502PS	50
CSC-2.503PS	50
CSC-2.504PS	50
CSC-2.505PS	10
CSC-2.510PS	10
TM52HW	20
TM-R100	10
TS-35	20
TS-35/15	10
0.4 x 2.5 DNT11-0102	



DK4P		
Rated Data	UL	IEC
Rated Voltage (V)	300	500
Rated Current (A)	30	32
Rated impulse voltage	4KV	
Wire range (AWG/mm ²)	22~10	0.34~4
Connection Capacity		
Max. Solid (mm ²)	6	
Max. Stranded (mm ²)	4	
General Data		
Torque (N.m)	0.6	0.5
Screw thread	M3	
Stripping length (mm)	7~9	
Insulation material	PA	
T / W (mm)	6.1 / 40	
H / H on TS-35 (mm)	27.3 / 30.4	
Package	100	

Part number	Package
DK4PC	50
CSC-402PS	50
CSC-403PS	50
CSC-404PS	50
CSC-405PS	10
CSC-410PS	10
TM53HW	20
TM-R100	10
TS-35	20
TS-35/15	10
0.6 x 3.5 DNT11-0107	



DK6P		
Rated Data	UL	IEC
Rated Voltage (V)	300	500
Rated Current (A)	50	41
Rated impulse voltage	4KV	
Wire range (AWG/mm ²)	20~8	0.5~6
Connection Capacity		
Max. Solid (mm ²)	10	
Max. Stranded (mm ²)	6	
General Data		
Torque (N.m)	1.2	
Screw thread	M4	
Stripping length (mm)	9~11	
Insulation material	PA	
T / W (mm)	8 / 40	
H / H on TS-35 (mm)	36 / 39.1	
Package	50	

Part number	Package
DK6PC	50
CSC-602PS	50
CSC-603PS	50
CSC-604PS	50
CSC-605PS	10
CSC-610PS	10
TM59HW	20
TM-R100	10
TS-35	20
TS-35/15	10
0.8 x 4.0 DNT11-0109	

Stud Terminal Blocks



- DKM series are designed specifically for the safety of power distribution.
- Stud terminal blocks provide enhanced wiring secureness in harsh environments that require high vibration and shock resistance, such as vehicles and various transportation.
- Dinkle offers single and double-studs terminal, available for wire size 0.5mm² to 120mm². Up to four wire lungs can be connected on each stud.



Bolt Connection Terminal Blocks



DKM... series is stud terminal blocks with wire range covering from 25mm² ~ 240mm², rated voltage reaches 1500V for higher voltage requirement.

Stud terminal blocks secure the safe connections for all types of energy transmission application. It also improves the safety of wire connections in high vibration and high impact areas, such as on vehicles, motors, transportation, and energy industries.

DKM..

Accessories

Safety cover	
Insertion bridge	
Marking label	
Continuous flat marking label	
DIN rail	
Long Hex Socket (mm)	



DKM25		
Rated Data	UL	IEC
Rated Voltage (V)	1500	1500
Rated Current (A)	85 / 100*	101
Rated impulse voltage	8KV	
Wire range (AWG/mm ²)	14~4	2.5~25
Connection Capacity		
Max. Solid (mm ²)	25	
Max. Stranded (mm ²)	25	
General Data		
Torque (N.m)	3~6	
Screw thread	M6	
Bolt length (mm)	18.2	
Stripping length (mm)	-#	
Insulation material	PA	
T / W (mm)	27 / 107.7	
H / H on TS-35	49 / 50	
Package	10	
Part number	Package	
DKMC-01	20	
DKMDS01-02P	10	
DKMDS01-03P	10	
TM60HW	20	
TM-R200	10	
TS-35	20	
TS-35/15	10	
H10		

*Single Cable 85A / Double Cable 100A



DKM35		
Rated Data	UL	IEC
Rated Voltage (V)	1500	1500
Rated Current (A)	130 / 170*	125
Rated impulse voltage	8KV	
Wire range (AWG/mm ²)	14~1	2.5~35
Connection Capacity		
Max. Solid (mm ²)	35	
Max. Stranded (mm ²)	35	
General Data		
Torque (N.m)	3~6	
Screw thread	M6	
Bolt length (mm)	17.5	
Stripping length (mm)	-#	
Insulation material	PA	
T / W (mm)	27 / 107.7	
H / H on TS-35	49 / 50	
Package	10	
Part number	Package	
DKMC-01	20	
DKMDS01-02P	10	
DKMDS01-03P	10	
TM60HW	20	
TM-R200	10	
TS-35	20	
TS-35/15	10	
H10		

*Single Cable 130A / Double Cable 170A



DKM50		
Rated Data	UL	IEC
Rated Voltage (V)	1500	1500
Rated Current (A)	150 / 200*	150
Rated impulse voltage	8KV	
Wire range (AWG/mm ²)	14~1/0	2.5~50
Connection Capacity		
Max. Solid (mm ²)	50	
Max. Stranded (mm ²)	50	
General Data		
Torque (N.m)	6~12	
Screw thread	M8	
Bolt length (mm)	17	
Stripping length (mm)	-#	
Insulation material	PA	
T / W (mm)	27 / 107.7	
H / H on TS-35	49 / 50	
Package	10	
Part number	Package	
DKMC-01	20	
DKMDS01-02P	10	
DKMDS01-03P	10	
TM60HW	20	
TM-R200	10	
TS-35	20	
TS-35/15	10	
H13		

*Single Cable 150A / Double Cable 200A

The stripping length depends on the specification provided by the cable lug manufacturer.

Bolt Connection Terminal Blocks



DKM... series is stud terminal blocks with wire range covering from 25mm² ~ 240mm², rated voltage reaches 1500V for higher voltage requirement.

Stud terminal blocks secure the safe connections for all types of energy transmission application. It also improves the safety of wire connections in high vibration and high impact areas, such as on vehicles, motors, transportation, and energy industries.

DKM..

Accessories

Safety cover	
Insertion bridge	
Marking label	
Continuous flat marking label	
DIN rail	
Long Hex Socket (mm)	




DKM70		
Rated Data	UL	IEC
Rated Voltage (V)	1500	1500
Rated Current (A)	175 / 230*	192
Rated impulse voltage	8KV	
Wire range (AWG/mm ²)	14~2/0	2.5~70
Connection Capacity		
Max. Solid (mm ²)	70	
Max. Stranded (mm ²)	70	
General Data		
Torque (N.m)	6~12	
Screw thread	M8	
Bolt length (mm)	22	
Stripping length (mm)	-#	
Insulation material	PA	
T / W (mm)	32 / 132	
H / H on TS-35	57.2 / 58.2	
Package	10	
Part number	Package	
DKMC-02	20	
DKMDS02-02P	5	
DKMDS02-03P	5	
TM60HW	20	
TM-R200	10	
TS-35	20	
TS-35/15	10	
H13		

*Single Cable 175A / Double Cable 230A



DKM95		
Rated Data	UL	IEC
Rated Voltage (V)	1500	1500
Rated Current (A)	230 / 260*	232
Rated impulse voltage	8KV	
Wire range (AWG/mm ²)	14~4/0	2.5~95
Connection Capacity		
Max. Solid (mm ²)	95	
Max. Stranded (mm ²)	95	
General Data		
Torque (N.m)	6~12	
Screw thread	M8	
Bolt length (mm)	21.5	
Stripping length (mm)	-#	
Insulation material	PA	
T / W (mm)	32 / 132	
H / H on TS-35	57.2 / 58.2	
Package	10	
Part number	Package	
DKMC-02	20	
DKMDS02-02P	5	
DKMDS02-03P	5	
TM60HW	20	
TM-R200	10	
TS-35	20	
TS-35/15	10	
H13		

*Single Cable 230A / Double Cable 260A



DKM120		
Rated Data	UL	IEC
Rated Voltage (V)	1500	1500
Rated Current (A)	255 / 300*	269
Rated impulse voltage	8KV	
Wire range (AWG/mm ²)	10~250kcmil	6~120
Connection Capacity		
Max. Solid (mm ²)	120	
Max. Stranded (mm ²)	120	
General Data		
Torque (N.m)	10~20	
Screw thread	M10	
Bolt length (mm)	21.5	
Stripping length (mm)	-#	
Insulation material	PA	
T / W (mm)	42 / 132	
H / H on TS-35	61.6 / 62.6	
Package	4	
Part number	Package	
DKMC-03	8	
DKMDS03-02P	5	
DKMDS03-03P	5	
TM60HW	20	
TM-R200	10	
TS-35	20	
TS-35/15	10	
H17		

*Single Cable 255A / Double Cable 300A

The stripping length depends on the specification provided by the cable lug manufacturer.

Screw Connection

Bolt Connection Terminal Blocks



DKM... series is stud terminal blocks with wire range covering from 25mm² ~ 240mm², rated voltage reaches 1500V for higher voltage requirement.

Stud terminal blocks secure the safe connections for all types of energy transmission application. It also improves the safety of wire connections in high vibration and high impact areas, such as on vehicles, motors, transportation, and energy industries.

DKM..

- Accessories**
- Safety cover
 - Insertion bridge
 - Marking label
 - Continuous flat marking label
 - DIN rail
 - Long Hex Socket (mm)



DKM150		
Rated Data	UL	IEC
Rated Voltage (V)	1500	1500
Rated Current (A)	285 / 350*	309
Rated impulse voltage	8KV	
Wire range (AWG/mm ²)	10~300kcmil 10~150	
Connection Capacity		
Max. Solid (mm ²)	150	
Max. Stranded (mm ²)	150	
General Data		
Torque (N.m)	10~20	
Screw thread	M10	
Bolt length (mm)	21	
Stripping length (mm)	-#	
Insulation material	PA	
T / W (mm)	42 / 132	
H / H on TS-35	61.6 / 62.6	
Package	4	
Part number	Package	
DKMC-03	8	
DKMDS03-02P	5	
DKMDS03-03P	5	
TM60HW	20	
TM-R200	10	
TS-35	20	
TS-35/15	10	
H17		



DKM185		
Rated Data	UL	IEC
Rated Voltage (V)	1500	1500
Rated Current (A)	310 / 400*	353
Rated impulse voltage	8KV	
Wire range (AWG/mm ²)	8~350kcmil 10~185	
Connection Capacity		
Max. Solid (mm ²)	185	
Max. Stranded (mm ²)	185	
General Data		
Torque (N.m)	14~31	
Screw thread	M12	
Bolt length (mm)	26	
Stripping length (mm)	-#	
Insulation material	PA	
T / W (mm)	55 / 163	
H / H on TS-35	67 / 67.95	
Package	4	
Part number	Package	
DKMC-04	8	
DKMDS04-02P	2	
DKMDS04-03P	2	
TM60HW	20	
TM-R200	10	
TS-35	20	
TS-35/15	10	
H19		



DKM240		
Rated Data	UL	IEC
Rated Voltage (V)	1500	1500
Rated Current (A)	380 / 460*	415
Rated impulse voltage	8KV	
Wire range (AWG/mm ²)	8~500kcmil 10~240	
Connection Capacity		
Max. Solid (mm ²)	240	
Max. Stranded (mm ²)	240	
General Data		
Torque (N.m)	14~31	
Screw thread	M12	
Bolt length (mm)	25	
Stripping length (mm)	-#	
Insulation material	PA	
T / W (mm)	55 / 163	
H / H on TS-35	67 / 67.95	
Package	4	
Part number	Package	
DKMC-04	8	
DKMDS04-02P	2	
DKMDS04-03P	2	
TM60HW	20	
TM-R200	10	
TS-35	20	
TS-35/15	10	
H19		

*Single Cable 285A / Double Cable 350A

*Single Cable 310A / Double Cable 400A

*Single Cable 380A / Double Cable 460A

The stripping length depends on the specification provided by the cable lug manufacturer.

- Red (-RD)
- Yellow (-YW)
- Orange (-OR)
- Green (-GN)
- Black (-BK)
- Blue (-BL)
- Brown (-BN)

Cover



Insertion Bridges

Part number	Compatible Products	Package
DKMC-01	DKM25, DKM35, DKM50	20
DKMC-02	DKM70, DKM95	20
DKMC-03	DKM120, DKM150	8
DKMC-04	DKM185, DKM240	8

Part number	Compatible Products	Package
DKMDS01-XXP	DKM25, DKM35, DKM50	2P, 3P : 10
DKMDS02-XXP	DKM70, DKM95	2P, 3P : 5
DKMDS03-XXP	DKM120, DKM150	2P, 3P : 5
DKMDS04-XXP	DKM185, DKM240	2P, 3P : 2

DKMXX-U Stud Terminal Blocks Introduction




Quick wiring

The connection structure of DKM..-U series is the nut pop-up design with a stable connection method and the excellent construction. The nut is fixed in the upper cover, which not only prevents the loss of the nut, but also keeps the metal parts completely in insulating base to ensure safe wiring.

DKM..-U series is at high voltage specification of 1500V, which provides applications in different fields, and offers the wire range from 35mm² to 240mm² to meet the needs of field use.

With the flexible marking system, the product group can be identified clearly and can be installed directly on the TS-35 steel rail or locked on the panel.

Compliant with IEC 60529 standard, the IP20 protection rating effectively prevents direct finger contact, enhancing user safety.



The nut pop-up design not only can be stable wiring, but also can keep the nut in the upper cover to prevent the loss of the nut and to ensure the wiring safety with the insulating protection.

The DKM..-U is rated at 1500V providing different wire diameters from 35mm²~240mm² to meet the needs of on-site use with clear marking indication.

The product can be easily installed on the TS-35 DIN rail or locked on the panel. Only two screws are needed to complete the installation of the terminal block.

Quick Wiring Terminal Blocks



IP20



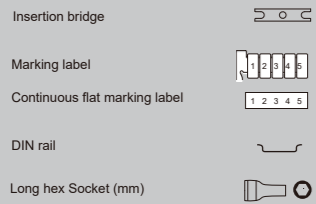
The DKM..U series is at 1500V with wire range from 25mm²~240mm². It is a series of a special designed stud terminal block with the screw nut keeping in the top cover guided by spring.

The nut pop-up design generates a wire-ready status saving time from loosening the screw while providing secured fastening.

Compliant with IEC 60529 standard, the IP20 protection rating effectively prevents direct finger contact, enhancing user safety.

DKM..-U

Accessories



DKM25-U		
Rated Data	UL	IEC
Rated Voltage (V)	1500	1500
Rated Current (A)	85 / 100*	101
Rated impulse voltage	8KV	
Wire range (AWG/mm ²)	14~3	2.5~25
Connection Capacity		
Max. Solid (mm ²)	25	
Max. Stranded (mm ²)	25	
General Data		
Torque (N.m)	3~6	
Screw thread	M6	
Bolt length (mm)	18.2	
Stripping length (mm)	-#	
Insulation material	PA	
T / W (mm)	27 / 126.8	
H / H on TS-35	100 / 101.5	
Package	5	

Part number	Package
DKMDS01-02P	10
DKMDS01-03P	10
TM60HW	20
TM-R200	10
TS-35	20
TS-35/15	10
H10	

*Single-Cable 85A / Double-Cable 100A



DKM35-U		
Rated Data	UL	IEC
Rated Voltage (V)	1500	1500
Rated Current (A)	130 / 170*	125
Rated impulse voltage	8KV	
Wire range (AWG/mm ²)	14~1	2.5~35
Connection Capacity		
Max. Solid (mm ²)	35	
Max. Stranded (mm ²)	35	
General Data		
Torque (N.m)	3~6	
Screw thread	M6	
Bolt length (mm)	17.5	
Stripping length (mm)	-#	
Insulation material	PA	
T / W (mm)	27 / 126.8	
H / H on TS-35	100 / 101.5	
Package	5	

Part number	Package
DKMDS01-02P	10
DKMDS01-03P	10
TM60HW	20
TM-R200	10
TS-35	20
TS-35/15	10
H10	

*Single-Cable 130A / Double-Cable 170A



DKM50-U		
Rated Data	UL	IEC
Rated Voltage (V)	1500	1500
Rated Current (A)	150 / 200*	150
Rated impulse voltage	8KV	
Wire range (AWG/mm ²)	14~1/0	2.5~50
Connection Capacity		
Max. Solid (mm ²)	50	
Max. Stranded (mm ²)	50	
General Data		
Torque (N.m)	6~12	
Screw thread	M8	
Bolt length (mm)	17	
Stripping length (mm)	-#	
Insulation material	PA	
T / W (mm)	27 / 126.8	
H / H on TS-35	100 / 101.5	
Package	5	

Part number	Package
DKMDS01-02P	10
DKMDS01-03P	10
TM60HW	20
TM-R200	10
TS-35	20
TS-35/15	10
H13	

*Single-Cable 150A / Double-Cable 200A

The stripping length depends on the specification provided by the cable lug manufacturer.

Quick Wiring Terminal Blocks



IP20



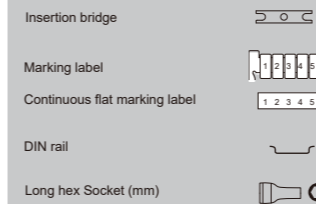
The DKM..U series is at 1500V with wire range from 25mm² to 240mm².

The nut pop-up design generates a wire-ready status which can save time of loosening the screw and provide secured fastening.

Compliant with IEC 60529 standard, the IP20 protection rating effectively prevents direct finger contact, enhancing user safety.

DKM..-U

Accessories



DKM70-U		
Rated Data	UL	IEC
Rated Voltage (V)	1500	1500
Rated Current (A)	175/230*	192
Rated impulse voltage	8KV	
Wire range (AWG/mm ²)	14~2/0	2.5~70
Connection Capacity		
Max. Solid (mm ²)	70	
Max. Stranded (mm ²)	70	
General Data		
Torque (N.m)	6~12	
Screw thread	M8	
Bolt length (mm)	22	
Stripping length (mm)	-#	
Insulation material	PA	
T / W (mm)	32 / 169	
H / H on TS-35	109 / 110.5	
Package	10	

Part number	Package
DKMDS02-02P	5
DKMDS02-03P	5
TM60HW	20
TM-R200	10
TS-35	20
TS-35/15	10
H13	


*Single -Cable 175A / Double-Cable 230A



DKM95-U		
Rated Data	UL	IEC
Rated Voltage (V)	1500	1500
Rated Current (A)	230 / 260*	232
Rated impulse voltage	8KV	
Wire range (AWG/mm ²)	14~4/0	2.5~95
Connection Capacity		
Max. Solid (mm ²)	95	
Max. Stranded (mm ²)	95	
General Data		
Torque (N.m)	6~12	
Screw thread	M8	
Bolt length (mm)	21.5	
Stripping length (mm)	-#	
Insulation material	PA	
T / W (mm)	32 / 169	
H / H on TS-35	109 / 110.5	
Package	10	

Part number	Package
DKMDS02-02P	5
DKMDS02-03P	5
TM60HW	20
TM-R200	10
TS-35	20
TS-35/15	10
H13	

*Single-Cable 230A / Double-Cable 260A



DKM120-U		
Rated Data	UL	IEC
Rated Voltage (V)	1500	1500
Rated Current (A)	255 / 300*	269
Rated impulse voltage	8KV	
Wire range (AWG/mm ²)	10~250kcmil	6~120
Connection Capacity		
Max. Solid (mm ²)	120	
Max. Stranded (mm ²)	120	
General Data		
Torque (N.m)	10~20	
Screw thread	M10	
Bolt length (mm)	21.5	
Stripping length (mm)	-#	
Insulation material	PA	
T / W (mm)	42 / 220	
H / H on TS-35	118.5 / 120	
Package	4	

Part number	Package
DKMDS03-02P	5
DKMDS03-03P	5
TM60HW	20
TM-R200	10
TS-35	20
TS-35/15	10
H17	

*Single-Cable 255A / Double-Cable 300A

The stripping length depends on the specification provided by the cable lug manufacturer.

Screw Connection

Quick Wiring Terminal Blocks



IP20



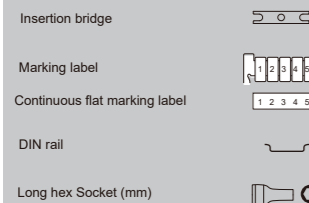
The DKM..U series is at 1500V with wire range from 25mm² to 240mm².

The nut pop-up design generates a wire-ready status which can save time of loosening the screw and provide secured fastening.

Compliant with IEC 60529 standard, the IP20 protection rating effectively prevents direct finger contact, enhancing user safety.

DKM..-U

Accessories



DKM150-U		
Rated Data	UL	IEC
Rated Voltage (V)	1500	1500
Rated Current (A)	285 / 350*	309
Rated impulse voltage	8KV	
Wire range (AWG/mm ²)	10~300kcmil 10~150	
Connection Capacity		
Max. Solid (mm ²)	150	
Max. Stranded (mm ²)	150	
General Data		
Torque (N.m)	10~20	
Screw thread	M10	
Bolt length (mm)	21	
Stripping length (mm)	-#	
Insulation material	PA	
T / W (mm)	42 / 220	
H / H on TS-35	118.5 / 120	
Package	4	

Part number	Package
DKMDS03-02P	5
DKMDS03-03P	5
TM60HW	20
TM-R200	10
TS-35	20
TS-35/15	10
H17	

*Single-Cable 285A / Double-Cable 350A



DKM185-U		
Rated Data	UL	IEC
Rated Voltage (V)	1500	1500
Rated Current (A)	310 / 400*	353
Rated impulse voltage	8KV	
Wire range (AWG/mm ²)	8~350kcmil 10~185	
Connection Capacity		
Max. Solid (mm ²)	185	
Max. Stranded (mm ²)	185	
General Data		
Torque (N.m)	14~31	
Screw thread	M12	
Bolt length (mm)	26	
Stripping length (mm)	-#	
Insulation material	PA	
T / W (mm)	55 / 277.6	
H / H on TS-35	126.3 / 127.8	
Package	6	

Part number	Package
DKMDS04-02P	5
DKMDS04-03P	5
TM60HW	20
TM-R200	10
TS-35	20
TS-35/15	10
H19	

*Single-Cable 310A / Double-Cable 400A




DKM240-U		
Rated Data	UL	IEC
Rated Voltage (V)	1500	1500
Rated Current (A)	380 / 460*	415
Rated impulse voltage	8KV	
Wire range (AWG/mm ²)	8~500kcmil 10~240	
Connection Capacity		
Max. Solid (mm ²)	240	
Max. Stranded (mm ²)	240	
General Data		
Torque (N.m)	14~31	
Screw thread	M12	
Bolt length (mm)	25	
Stripping length (mm)	-#	
Insulation material	PA	
T / W (mm)	55 / 277.6	
H / H on TS-35	126.3 / 127.8	
Package	6	

Part number	Package
DKMDS04-02P	5
DKMDS04-03P	5
TM60HW	20
TM-R200	10
TS-35	20
TS-35/15	10
H19	

*Single-Cable 380A / Double-Cable 460A

The stripping length depends on the specification provided by the cable lug manufacturer.

Single-Bolt Connection Terminal Blocks



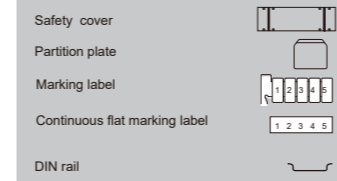
The DKM series is designed specifically for safety of electricity distribution in power industry. Only one wrench can finish the reliable connection for you. It also saves space in field wiring that allows up to 4 wire lugs on each stud.

The stud terminal blocks provide the improved wiring secureness which can apply in high requirements in terms of vibration and shock resistance, such as vehicles, motor and transportation.

Available wire size from 16mm² to 120mm²


DKM

Accessories




DKM5		
Rated Data	UL	IEC
Rated Voltage (V)	1000	1000
Rated Current (A)	85	76
Rated impulse voltage	8KV	
Wire range (AWG/mm ²)	16~4	0.5~16
Connection Capacity		
Max. Solid (mm ²)	16	
Max. Stranded (mm ²)	16	
General Data		
Torque (N.m)	2~4	
Screws	M5	
Insulation material	PA	
T / W (mm)	13 / 67	
H / H on TS-35 (mm)	54 / 55	
Package	50	

Part number	Package
DKMC5	10
DKMSPS-001	50
TM59HW	20
TM-R200	10
TS-35	20
TS-35/15	10




DKM6		
Rated Data	UL	IEC
Rated Voltage (V)	1000	1000
Rated Current (A)	115	125
Rated impulse voltage	8KV	
Wire range (AWG/mm ²)	14~2	2.5~35
Connection Capacity		
Max. Solid (mm ²)	35	
Max. Stranded (mm ²)	35	
General Data		
Torque (N.m)	3~6	
Screws	M6	
Insulation material	PA	
T / W (mm)	19.5 / 67	
H / H on TS-35 (mm)	54 / 55	
Package	50	

Part number	Package
DKMC6	10
DKMSPS-001	50
TM59HW	20
TM-R200	10
TS-35	20
TS-35/15	10




DKM8		
Rated Data	UL	IEC
Rated Voltage (V)	1000	1000
Rated Current (A)	150	150
Rated impulse voltage	8KV	
Wire range (AWG/mm ²)	14~1/0	2.5~50
Connection Capacity		
Max. Solid (mm ²)	50	
Max. Stranded (mm ²)	50	
General Data		
Torque (N.m)	6~12	
Screws	M8	
Insulation material	PA	
T / W (mm)	24.5 / 67	
H / H on TS-35 (mm)	63 / 64	
Package	20	

Part number	Package
DKMC8	10
DKMSPS-002	50
TM59HW	20
TM-R200	10
TS-35	20
TS-35/15	10



Barrier Connection Terminal Blocks



- Barrier Connection Terminal Blocks offer optional solutions in range 15A~500A power transmission.
- DKB series offer stable power transmission by screw type wiring structure.
- DKU series is a special design stud terminal block with the screw nut kept in the top cover guided by spring.
- The nut pop-up design generates a wire-ready status which can save time of loosening the screw and provides secured fastening.



Quick Wiring Terminal Blocks



IP20



Designed with spring guided system, the screws can pop-up to allow ring or fork cable lug easily inserted and installed without entirely removing the screws and washer.

Accessories includes CSK11 jumpers for short circuit or power distribution applications, and TM-R100 markers for labelling and identification.

DKU..

Accessories

End cover	
Insertion bridge	
Continuous flat marking label (Center / Outer)	
DIN rail	
Tool (mm)	

DKU15		
Rated Data	UL	IEC
Rated Voltage (V)	600	800
Rated Current (A)	15	17.5
Rated impulse voltage	8KV	
Wire range (AWG/mm ²)	26~14	0.2~1.5
Ring / Fork Cable Lugs		
Hole diameter min (mm)	3.2	
Cable lug connection width,max (mm)	6	
General Data		
Torque (N.m)	0.6~1.0	
Screw thread	M3	
Insulation material	PC	
T / W (mm)	7 / 40.5	
H / H on TS-35	32 / 33.5	
Package	50	
Color	Part number	Package
■	DKU15-BE	50
Part number Package		
	DKU15C	20
	CSK11-1502-A	50
	CSK11-1503-A	50
	CSK11-1506-A	10
	CSK11-1520-A	10
	TM-R100 / TM-R100	10
	TS-35	20
	TS-35/15	10
	#0 / 3.0 DNT11-0201	

DKU20		
Rated Data	UL	IEC
Rated Voltage (V)	600	800
Rated Current (A)	20	24
Rated impulse voltage	8KV	
Wire range (AWG/mm ²)	26~12	0.2~2.5
Ring / Fork Cable Lugs		
Hole diameter min (mm)	3.7	
Cable lug connection width,max (mm)	7.2	
General Data		
Torque (N.m)	1.0~1.3	
Screw thread	M3.5	
Insulation material	PC	
T / W (mm)	8.2 / 40.5	
H / H on TS-35	32 / 33.5	
Package	150	
Color	Part number	Package
■	DKU20-BE	150
Part number Package		
	DKU15C	20
	CSK11-2002-A	50
	CSK11-2003-A	50
	CSK11-2006-A	10
	CSK11-2020-A	10
	TM-R100 / TM-R100	10
	TS-35	20
	TS-35/15	10
	#0 / 3.0 DNT11-0201	

DKUU20		
Rated Data	UL	IEC
Rated Voltage (V)	600	800
Rated Current (A)	20	20
Rated impulse voltage	8KV	
Wire range (AWG/mm ²)	26~12	0.2~2.5
Ring / Fork Cable Lugs		
Hole diameter min (mm)	3.7	
Cable lug connection width,max (mm)	7.2	
General Data		
Torque (N.m)	1.0~1.3	
Screw thread	M3.5	
Insulation material	PC	
T / W (mm)	8.2 / 71	
H / H on TS-35	53 / 57.5	
Package	50	
Color	Part number	Package
■	DKUU20-BE	50
Part number Package		
	DKUU20C	20
	CSK11-2002-A	50
	CSK11-2003-A	50
	CSK11-2006-A	10
	CSK11-2020-A	10
	TM-R100 / TM-R100	10
	TS-35	20
	TS-35/15	10
	#0 / 3.0 DNT11-0201	

Quick Wiring Terminal Blocks



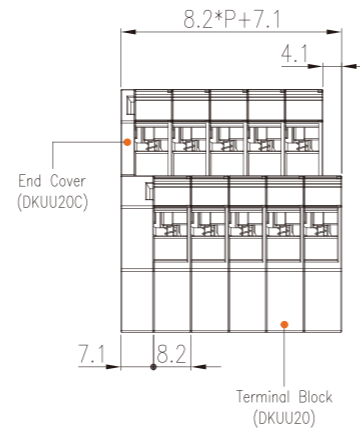
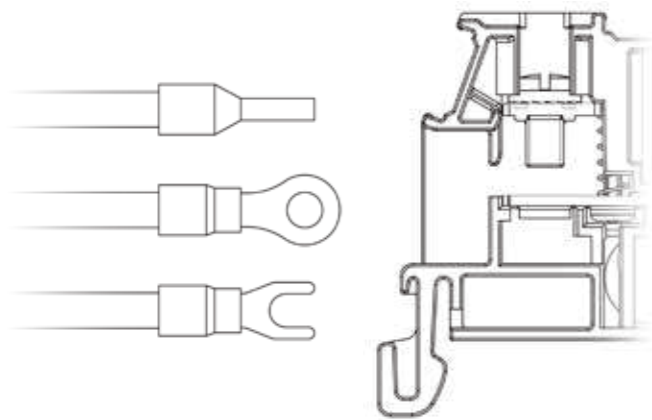
DKU30		
Rated Data	UL	IEC
Rated Voltage (V)	600	630
Rated Current (A)	30	32
Rated impulse voltage	8KV	
Wire range (AWG/mm ²)	26~10	0.2~4
Ring / Fork Cable Lugs		
Hole diameter min (mm)	4.3	
Cable lug connection width,max (mm)	9.5	
General Data		
Torque (N.m)	1.2~2.0	
Screw thread	M4	
Insulation material	PC	
T / W (mm)	10.5 / 40.5	
H / H on TS-35	35 / 36.5	
Package	125	
Color	Part number	Package
■	DKU30-BE	125
Part number Package		
	DKU30C	20
	CSK11-3002-A	50
	CSK11-3003-A	50
	CSK11-3006-A	10
	CSK11-3010-A	10
	TM-R100 / TM-R100	10
	TS-35	20
	TS-35/15	10
	#1 / 5.0 DNT11-0202	

DKU40		
Rated Data	UL	IEC
Rated Voltage (V)	600	800
Rated Current (A)	45	41
Rated impulse voltage	8KV	
Wire range (AWG/mm ²)	24~8	0.2~6
Ring / Fork Cable Lugs		
Hole diameter min (mm)	4.3	
Cable lug connection width,max (mm)	9.8	
General Data		
Torque (N.m)	1.2~2.0	
Screw thread	M4	
Insulation material	PC	
T / W (mm)	11 / 43.5	
H / H on TS-35	36.5 / 38	
Package	100	
Color	Part number	Package
■	DKU40-BE	100
Part number Package		
	DKU40C	20
	CSK11-4002-A	50
	CSK11-4003-A	50
	TM-R100 / TM-R100	10
	TS-35	20
	TS-35/15	10
	#1 / 5.0 DNT11-0202	

DKU60		
Rated Data	UL	IEC
Rated Voltage (V)	600	800
Rated Current (A)	60	76
Rated impulse voltage	8KV	
Wire range (AWG/mm ²)	20~6	0.5~16
Ring / Fork Cable Lugs		
Hole diameter min (mm)	5.3	
Cable lug connection width,max (mm)	12	
General Data		
Torque (N.m)	2.6~3.7	
Screw thread	M5	
Insulation material	PC	
T / W (mm)	14 / 47.7	
H / H on TS-35	40 / 41.5	
Package	70	
Color	Part number	Package
■	DKU60-BE	70
Part number Package		
	DKU60C	20
	CSK11-6002-A	50
	CSK11-6003-A	50
	TM-R100 / TM-R100	10
	TS-35	20
	TS-35/15	10
	#1 / 5.0 DNT11-0202	

Rated Data	UL	IEC
Rated Voltage (V)		
Rated Current (A)		
Rated impulse voltage		
Wire range (AWG/mm ²)		
Ring / Fork Cable Lugs		
Hole diameter min (mm)		
Cable lug connection width,max (mm)		
General Data		
Torque (N.m)		
Screw thread		
Insulation material		
T / W (mm)		
H / H on TS-35		
Package		
Color	Part number	Package
Part number Package		

Wire Ready / For Quick Wiring



Screw Connection Terminal Blocks




Compact housing design, small volume without compromising its electrical specifications, suitable for applications in limited space.

Accessories includes CSK11 jumpers for short circuit or power distribution applications, and TM-R100 marking label for labelling and identification.


DKB..N

Accessories

End cover	
Insertion bridge	
Continuous flat marking label	
DIN rail	
Tool (mm)	



DKB15N		
Rated Data	UL	IEC
Rated Voltage (V)	600	630
Rated Current (A)	15	17.5
Rated impulse voltage	8KV	
Wire range (AWG/mm ²)	26~14	0.2~1.5
Ring / Fork Cable Lugs		
Hole diameter min (mm)	3.2	
Cable lug connection width,max (mm)	6	
General Data		
Torque (N.m)	0.6~1.0	
Screw thread	M3	
Stripping length (mm)	9~10	
Insulation material	PC	
T / W (mm)	7 / 40.5	
H / H on TS-35	29 / 30.5	
Package	50	
Part number	Package	
DKB15NE	20	
CSK11-1502-A	50	
CSK11-1503-A	50	
CSK11-1506-A	10	
CSK11-1520-A	10	
TM-R100	10	
TS-35	20	
TS-35/15	10	
PH2 / 3.0 DNT11-0201		




DKBB10		
Rated Data	UL	IEC
Rated Voltage (V)	600	800
Rated Current (A)	15	24
Rated impulse voltage	8KV	
Wire range (AWG/mm ²)	22~14	0.34~2.5
Ring / Fork Cable Lugs		
Hole diameter min (mm)	3.2	
Cable lug connection width,max (mm)	7.2	
General Data		
Torque (N.m)	0.5	
Screw thread	M3	
Stripping length (mm)	8	
Insulation material	PC	
T / W (mm)	8.8 / 57	
H / H on TS-35	54 / 57.9	
Package	100	
Part number	Package	
DKBB10E	20	
CSK02-10XX-A	50	
TM-R100	10	
TS-35	20	
TS-35/15	10	
#0 / 3.0 DNT11-0201		



DKB20N		
Rated Data	UL	IEC
Rated Voltage (V)	600	630
Rated Current (A)	20	24
Rated impulse voltage	8KV	
Wire range (AWG/mm ²)	26~12	0.2~2.5
Ring / Fork Cable Lugs		
Hole diameter min (mm)	3.7	
Cable lug connection width,max (mm)	7.2	
General Data		
Torque (N.m)	0.8~1	
Screw thread	M3.5	
Stripping length (mm)		
Insulation material	PC	
T / W (mm)	8.2 / 40.5	
H / H on TS-35	29 / 30.5	
Package	50	
Part number	Package	
DKB15NE	20	
CSK11-2002-A	50	
CSK11-2003-A	50	
CSK11-2006-A	10	
CSK11-2020-A	10	
TM-R100	10	
TS-35	20	
TS-35/15	10	
#0 / 3.0 DNT11-0201		


Screw Connection Terminal Blocks




DKB30N		
Rated Data	UL	IEC
Rated Voltage (V)	600	630
Rated Current (A)	30	32
Rated impulse voltage	8KV	
Wire range (AWG/mm ²)	22~10	0.2~4
Ring / Fork Cable Lugs		
Hole diameter min (mm)	4.3	
Cable lug connection width,max (mm)	8.5	
General Data		
Torque (N.m)	1.2~1.5	
Screw thread	M4	
Stripping length (mm)		
Insulation material	PC	
T / W (mm)	10.5 / 40.5	
H / H on TS-35	31.5 / 33	
Package	50	
Part number	Package	
DKB30NE	20	
CSK11-3002-A	50	
CSK11-3003-A	50	
CSK11-3006-A	10	
CSK11-3010-A	10	
TM-R100	10	
TS-35	20	
TS-35/15	10	
#1 / 5.0 DNT11-0202		



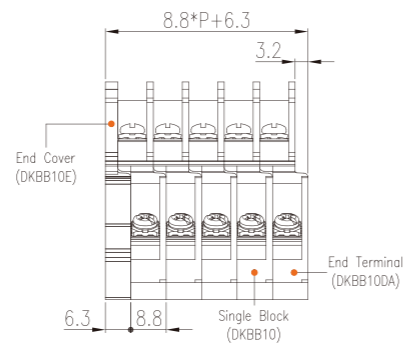
DKB40N		
Rated Data	UL	IEC
Rated Voltage (V)	600	630
Rated Current (A)	40	41
Rated impulse voltage	8KV	
Wire range (AWG/mm ²)	22~8	0.2~6
Ring / Fork Cable Lugs		
Hole diameter min (mm)	4.3	
Cable lug connection width,max (mm)	9.8	
General Data		
Torque (N.m)	1.2~1.5	
Screw thread	M4	
Stripping length (mm)		
Insulation material	PC	
T / W (mm)	11 / 43.5	
H / H on TS-35	33.5 / 35	
Package	50	
Part number	Package	
DKB40NE	20	
CSK11-4002-A	50	
CSK11-4003-A	50	
TM-R100	10	
TS-35	20	
TS-35/15	10	
#1 / 5.0 DNT11-0202		



DKB60N		
Rated Data	UL	IEC
Rated Voltage (V)	600	630
Rated Current (A)	60	76
Rated impulse voltage	8KV	
Wire range (AWG/mm ²)	20~6	0.5~16
Ring / Fork Cable Lugs		
Hole diameter min (mm)	5.3	
Cable lug connection width,max (mm)	12	
General Data		
Torque (N.m)	2~2.4	
Screw thread	M5	
Stripping length (mm)		
Insulation material	PC	
T / W (mm)	14 / 47.7	
H / H on TS-35	37 / 38.5	
Package	50	
Part number	Package	
DKB60NE	20	
CSK11-6002-A	50	
CSK11-6003-A	50	
TM-R100	10	
TS-35	20	
TS-35/15	10	
#1 / 5.0 DNT11-0202		



Rated Data	UL	IEC
Rated Voltage (V)		
Rated Current (A)		
Rated impulse voltage		
Wire range (AWG/mm ²)		
Ring / Fork Cable Lugs		
Hole diameter min (mm)		
Cable lug connection width,max (mm)		
General Data		
Torque (N.m)		
Screw thread		
Stripping length (mm)		
Insulation material		
T / W (mm)		
H / H on TS-35		
Package		
Part number	Package	



Screw Connection Terminal Blocks



DKB series offers high current rating solution, 6 current options from 85A to 620A as well as accessories, e.g. transparent cover, jumper and marking label available.


Easy for installation and assembly, free to combine accessories according to requirement.

DKB..


Accessories

- End cover
- Cover
- Continuous flat marking label
- DIN rail
- Tool (mm)


*To be used with ring or fork terminal on the end of the conductor before wiring.



DKB80		
Rated Data	UL	IEC
Rated Voltage (V)	600	800
Rated Current (A)	85	101
Rated impulse voltage	8KV	
Wire range (AWG/mm ²)	18-4	0.75-25
General Data		
Torque (N.m)	4	
Screw thread	M6	
Stripping length (mm)	18	
Insulation material	PC	
T / W (mm)	19 / 54	
H / H on TS-35	38 / 41.5	
Package	50	
Part number	Package	
DKB80E-A	20	
DKBC60-1000	1	
TM-R200	10	
TS-35	20	
TS-35/15	10	
#2 / 6.0 DNT11-0205		



DKB100N		
Rated Data	UL	IEC
Rated Voltage (V)	600	800
Rated Current (A)	200*	150*
Rated impulse voltage	8KV	
Wire range (AWG/mm ²)	8-3/0	10-50
General Data		
Torque (N.m)	8	
Screw thread	M8	
Stripping length (mm)	20	
Insulation material	PC	
T / W (mm)	25 / 62	
H / H on TS-35	43.5 / 47.0	
Package	1	
Part number	Package	
DKB100E-A	20	
DKBC100-1000	1	
TM-R200	10	
TS-35	20	
TS-35/15	10	
#3 / 8.0 DNT11-0208		



DKB150		
Rated Data	UL	IEC
Rated Voltage (V)	600	1000
Rated Current (A)	190*	192*
Rated impulse voltage	8KV	
Wire range (AWG/mm ²)	8-3/0	10-70
General Data		
Torque (N.m)	8	
Screw thread	M8	
Stripping length (mm)	20	
Insulation material	PC	
T / W (mm)	27 / 70	
H / H on TS-35	45 / 48.5	
Package	1	
Part number	Package	
DKB150E-A	20	
DKBC150-1000	1	
TM-R200	10	
TS-35	20	
TS-35/15	10	
#3 / 8.0 DNT11-0208		



DKBCXX-1000




DKBC300




DKBC500

Part number	Compatible Products
DKBC60-1000	DKB80
DKBC100-1000	DKB100N
DKBC150-1000	DKB150
DKBC200-1000	DKB200
DKBC300 / Piece	DKB300
DKBC500 / Piece	DKB500


Screw Connection Terminal Blocks




DKB200		
Rated Data	UL	IEC
Rated Voltage (V)	600	1000
Rated Current (A)	230*	232*
Rated impulse voltage	8KV	
Wire range (AWG/mm ²)	8-4/0	10-95
General Data		
Torque (N.m)	10	
Screw thread	M10	
Stripping length (mm)	24	
Insulation material	PC	
T / W (mm)	33 / 82	
H / H on TS-35	48 / 51.5	
Package	1	
Part number	Package	
DKB200E-A	20	
DKBC200-1000	1	
TM-R200	10	
TS-35	20	
TS-35/15	10	
#3 / 8.0 DNT11-0208		



DKB300		
Rated Data	UL	IEC
Rated Voltage (V)	600	1000
Rated Current (A)	380*	415*
Rated impulse voltage	8KV	
Wire range (AWG/mm ²)	3/0-500 Kcmil	70-240
General Data		
Torque (N.m)	10	
Screw thread	M10	
Stripping length (mm)	30	
Insulation material	PC	
T / W (mm)	45 / 90	
H / H on TS-35	57 / 60.5	
Package	1	
Part number	Package	
DKB300	50	
TM-R200	10	
TS-35	20	
TS-35/15	10	
#3 / 8.0 DNT11-0208		



DKB500		
Rated Data	UL	IEC
Rated Voltage (V)	1000	1000
Rated Current (A)	475* (620**)	520*
Rated impulse voltage	8KV	
Wire range (AWG/mm ²)	350-750 Kcmil	150-300
General Data		
Torque (N.m)	10	
Screw thread	M16	
Stripping length (mm)	43	
Insulation material	PC	
T / W (mm)	60 / 111	
H / H on TS-35	78 / 81.5	
Package	1	
Part number	Package	
DKB500	40	
TM-R200	10	
TS-35	20	
TS-35/15	10	
#2*350 Kcmil		



Empty Frame		
Rated Data	UL	IEC
Rated Voltage (V)		
Rated Current (A)		
Rated impulse voltage		
Wire range (AWG/mm ²)		
General Data		
Torque (N.m)		
Screw thread		
Stripping length (mm)		
Insulation material		
T / W (mm)		
H / H on TS-35		
Package		
Part number	Package	

Screw Connection

Panel Installation Terminal Blocks

- Panel installation terminal blocks offer solution at the current range of 15A~150A.
- DKB series is a screw connection design to offer stable connection for power transmission.
- DKUP series is a special design stud terminal block with the screw nut kept in the top cover guided by spring.
- The nut pop-up design generates a wire-ready status which can save time of loosening the screw and provide secured fastening. Only 2 screws can completely install the terminal block.

Panel Installation Terminal Blocks Introduction



Panel installation barrier terminal blocks are available to offer the current range of 15A~500A.

DKB series adopts screw connection structure, which benefit is stable connections.

DKU series is a quick wiring structure with the special upper cover design to allow the screws kept in the upper cover after releasing the connection, thus the terminal block generates a wire-ready status, which can prevent the screws from being lost and save the wiring time.

Apply on panel installation, the terminal block can be quickly fixed on the panel by only 2 pcs of screws.

TM-R100 continuous flat marking label can be cut by customers according to needed length. Flexible marking system offers easy identification during wiring. CSK series insertion bridge is for easy and complete short circuits.


Quick wiring



DKUP series is a special structure with a nut guided by a spring on the top cover and then generates a wire-ready status to save the time of loosening screw, which can also prevent the loss of screw.



The DKB..N series applies screw structure and allow the connection by ring or fork lug to secure the reliable wiring. the product is compact and optimize space utility.



The product is available from 10~500A. With the support of flexible marking system, identification can be easily made during the wiring process. Panel mounting structure is also available in order to locate the wiring at different places.

Quick Wring Terminal Blocks



IP20



Designed with spring guided system, the screws can be popped up to allow ring or fork cable lug easily inserted and installed without entirely removing the screws and washer.

DKUP...XXPK series offers 02P ~ 12P, pre-installed with printed marking labels. CSK11 jumper is also available for short circuit or power distribution applications.

DKUP...XXPK

Accessories

- Insertion bridge
- Continuous flat marking label (Center / Outer)
- Tool (mm)



DKUP15-XXPK		
Rated Data	UL	IEC
Rated Voltage (V)	600	800
Rated Current (A)	15	17.5
Rated impulse voltage	8KV	
Wire range (AWG/mm ²)	26~14	0.2~1.5
Ring / Fork Cable Lugs		
Hole diameter min (mm)	3.2	
Cable lug connection width,max (mm)	6	
General Data		
Torque (N.m)	0.6~1.0	
Screw thread	M3	
Insulation material	PC	
T x W x H (mm)	7 x 36.5 x 28	
Part number	Package	
CSK11-1502-A	50	
CSK11-1503-A	50	
CSK11-1506-A	10	
CSK11-1520-A	10	
TM-R100 / TM-R100	10	
#0 / 3.0 DNT11-0201		

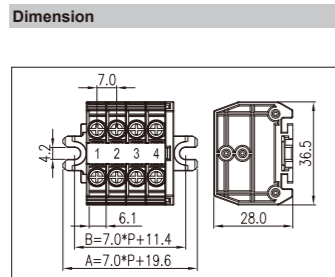
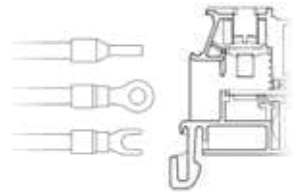


DKUP20-XXPK		
Rated Data	UL	IEC
Rated Voltage (V)	600	800
Rated Current (A)	20	24
Rated impulse voltage	8KV	
Wire range (AWG/mm ²)	26~12	0.2~2.5
Ring / Fork Cable Lugs		
Hole diameter min (mm)	3.7	
Cable lug connection width,max (mm)	7.2	
General Data		
Torque (N.m)	1.0~1.3	
Screw thread	M3.5	
Insulation material	PC	
T x W x H (mm)	8.2 x 36.5 x 28	
Part number	Package	
CSK11-2002-A	50	
CSK11-2003-A	50	
CSK11-2006-A	10	
CSK11-2020-A	10	
TM-R100 / TM-R100	10	
#0 / 3.0 DNT11-0201		

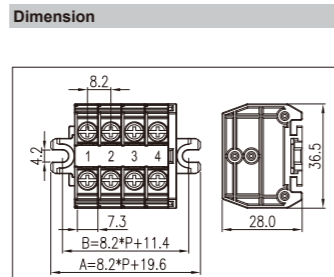


DKUP20-XXPK		
Rated Data	UL	IEC
Rated Voltage (V)	600	800
Rated Current (A)	20	20
Rated impulse voltage	8KV	
Wire range (AWG/mm ²)	26~12	0.2~2.5
Ring / Fork Cable Lugs		
Hole diameter min (mm)	3.7	
Cable lug connection width,max (mm)	7.2	
General Data		
Torque (N.m)	1.0~1.3	
Screw thread	M3.5	
Insulation material	PC	
T x W x H (mm)	8.2 x 71 x 48.5	
Part number	Package	
CSK11-2002-A	50	
CSK11-2003-A	50	
CSK11-2006-A	10	
CSK11-2020-A	10	
TM-R100 / TM-R100	10	
#0 / 3.0 DNT11-0201		

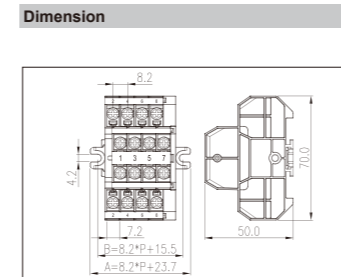
Wire Ready / For Quick Wiring



Part number	Package
DKUP15-02PK	50
DKUP15-03PK	50
DKUP15-04PK	20
DKUP15-05PK	20
DKUP15-08PK	20
DKUP15-12PK	20



Part number	Package
DKUP20-02PK	50
DKUP20-03PK	50
DKUP20-04PK	20
DKUP20-05PK	20
DKUP20-08PK	20
DKUP20-12PK	20

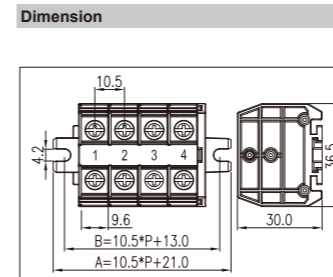


Part number	Package
DKUP20-04PK	20
DKUP20-08PK	20
DKUP20-12PK	20


Quick Wring Terminal Blocks



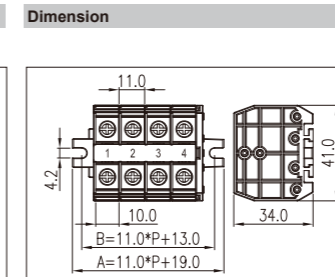
DKUP30-XXPK		
Rated Data	UL	IEC
Rated Voltage (V)	600	630
Rated Current (A)	30	32
Rated impulse voltage	8KV	
Wire range (AWG/mm ²)	26~10	0.2~4
Ring / Fork Cable Lugs		
Hole diameter min (mm)	4.3	
Cable lug connection width,max (mm)	9.5	
General Data		
Torque (N.m)	1.2~2.0	
Screw thread	M4	
Insulation material	PC	
T x W x H (mm)	10.5 x 36.5 x 30	
Part number	Package	
CSK11-3002-A	50	
CSK11-3003-A	50	
CSK11-3006-A	10	
CSK11-3010-A	10	
TM-R100 / TM-R100	10	
#1 / 5.0 DNT11-0202		



Part number	Package
DKUP30-02PK	50
DKUP30-03PK	50
DKUP30-04PK	20
DKUP30-05PK	20
DKUP30-08PK	20



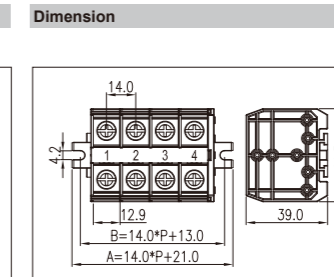
DKUP40-XXPK		
Rated Data	UL	IEC
Rated Voltage (V)	600	800
Rated Current (A)	45	41
Rated impulse voltage	8KV	
Wire range (AWG/mm ²)	24~8	0.2~6
Ring / Fork Cable Lugs		
Hole diameter min (mm)	4.3	
Cable lug connection width,max (mm)	9.8	
General Data		
Torque (N.m)	1.2~2.0	
Screw thread	M4	
Insulation material	PC	
T x W x H (mm)	11 x 41 x 34	
Part number	Package	
CSK11-4002-A	50	
CSK11-4003-A	50	
TM-R100 / TM-R100	10	
#1 / 5.0 DNT11-0202		



Part number	Package
DKUP40-02PK	20
DKUP40-03PK	20
DKUP40-04PK	10
DKUP40-05PK	10
DKUP40-08PK	10



DKUP60-XXPK		
Rated Data	UL	IEC
Rated Voltage (V)	600	800
Rated Current (A)	60	76
Rated impulse voltage	8KV	
Wire range (AWG/mm ²)	20~6	0.5~16
Ring / Fork Cable Lugs		
Hole diameter min (mm)	5.3	
Cable lug connection width,max (mm)	12	
General Data		
Torque (N.m)	2.6~3.7	
Screw thread	M5	
Insulation material	PC	
T x W x H (mm)	14 x 44.5 x 39	
Part number	Package	
CSK11-6002-A	50	
CSK11-6003-A	50	
TM-R100 / TM-R100	10	
#1 / 5.0 DNT11-0202		



Part number	Package
DKUP60-02PK	20
DKUP60-03PK	20
DKUP60-04PK	10
DKUP60-05PK	10
DKUP60-08PK	10

Quick Wring

Screw Connection Terminal Blocks



Compact housing design, small volume without compromising its electrical specifications, suitable for applications in limited space.

DKB..N-XXPK series offers from 02P to 12P, pre-installs the printed marking labels. CSK11 jumpers is also available for short circuit or power distribution application.

DKB..N-XXPK

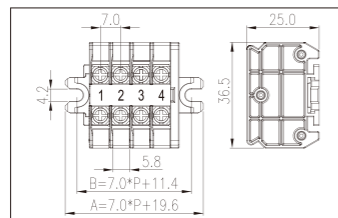
Accessories

- Insertion bridge
- Continuous flat marking label
- Tool (mm)



DKB15N-XXPK		
Rated Data	UL	IEC
Rated Voltage (V)	600	630
Rated Current (A)	15	17.5
Rated impulse voltage	8KV	
Wire range (AWG/mm ²)	26~14	0.2~1.5
Ring / Fork Cable Lugs		
Hole diameter min (mm)	3.2	
Cable lug connection width,max (mm)	6	
General Data		
Torque (N.m)	0.6~1.0	
Screw thread	M3	
Stripping length (mm)		
Insulation material	PC	
T x W x H (mm)	7 x 36.5 x 25	
Part number	Package	
CSK11-1502-A	50	
CSK11-1503-A	50	
CSK11-1506-A	10	
CSK11-1520-A	10	
TM-R100	10	
#0 / 3.0 DNT11-0201		

Dimension

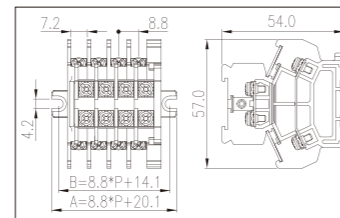


Part number	Package
DKB15N-02PK	50
DKB15N-03PK	50
DKB15N-04PK	20
DKB15N-05PK	20
DKB15N-08PK	20
DKB15N-12PK	20




DKBB10-XXPK		
Rated Data	UL	IEC
Rated Voltage (V)	600	800
Rated Current (A)	15	24
Rated impulse voltage	8KV	
Wire range (AWG/mm ²)	22~14	0.34~2.5
Ring / Fork Cable Lugs		
Hole diameter min (mm)	3.2	
Cable lug connection width,max (mm)	7.2	
General Data		
Torque (N.m)	0.5	
Screw thread	M3	
Stripping length (mm)	8	
Insulation material	PC	
T x W x H (mm)	8.8 x 57 x 54	
Part number	Package	
CSK02-10XX-A	50	
TM-R100	10	
2.0 x 24		

Dimension

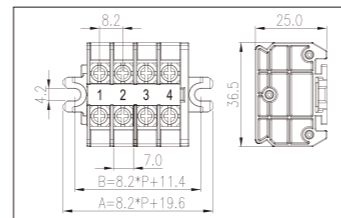


Part number	Package
DKBB10-04PK	10
DKBB10-08PK	10
DKBB10-12PK	4



DKB20N-XXPK		
Rated Data	UL	IEC
Rated Voltage (V)	600	630
Rated Current (A)	20	24
Rated impulse voltage	8KV	
Wire range (AWG/mm ²)	26~12	0.2~2.5
Ring / Fork Cable Lugs		
Hole diameter min (mm)	3.7	
Cable lug connection width,max (mm)	7.2	
General Data		
Torque (N.m)	0.8~1	
Screw thread	M3.5	
Stripping length (mm)		
Insulation material	PC	
T x W x H (mm)	8.2 x 36.5 x 25	
Part number	Package	
CSK11-2002-A	50	
CSK11-2003-A	50	
CSK11-2006-A	10	
CSK11-2020-A	10	
TM-R100	10	
#0 / 3.0 DNT11-0201		

Dimension



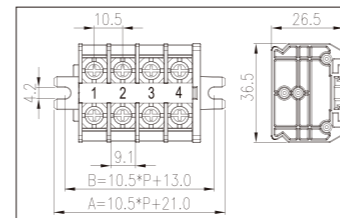
Part number	Package
DKB20N-02PK	50
DKB20N-03PK	50
DKB20N-04PK	20
DKB20N-05PK	20
DKB20N-08PK	20
DKB20N-12PK	20

Screw Connection Terminal Blocks




DKB30N-XXPK		
Rated Data	UL	IEC
Rated Voltage (V)	600	630
Rated Current (A)	30	32
Rated impulse voltage	8KV	
Wire range (AWG/mm ²)	22~10	0.2~4
Ring / Fork Cable Lugs		
Hole diameter min (mm)	4.3	
Cable lug connection width,max (mm)	8.5	
General Data		
Torque (N.m)	1.2~1.5	
Screw thread	M4	
Stripping length (mm)		
Insulation material	PC	
T x W x H (mm)	10.5 x 36.5 x 26.5	
Part number	Package	
CSK11-3002-A	50	
CSK11-3003-A	50	
CSK11-3006-A	10	
CSK11-3010-A	10	
TM-R100	10	
#1 / 5.0 DNT11-0202		

Dimension

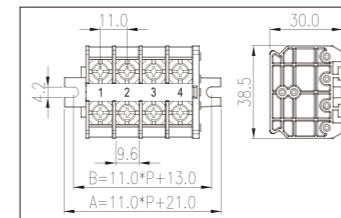


Part number	Package
DKB30N-02PK	50
DKB30N-03PK	50
DKB30N-04PK	20
DKB30N-05PK	20
DKB30N-08PK	20




DKB40N-XXPK		
Rated Data	UL	IEC
Rated Voltage (V)	600	630
Rated Current (A)	40	41
Rated impulse voltage	8KV	
Wire range (AWG/mm ²)	22~8	0.2~6
Ring / Fork Cable Lugs		
Hole diameter min (mm)	4.3	
Cable lug connection width,max (mm)	9.8	
General Data		
Torque (N.m)	1.2~1.5	
Screw thread	M4	
Stripping length (mm)		
Insulation material	PC	
T x W x H (mm)	11 x 38.5 x 30	
Part number	Package	
CSK11-4002-A	50	
CSK11-4003-A	50	
TM-R100	10	
#1 / 5.0 DNT11-0202		

Dimension

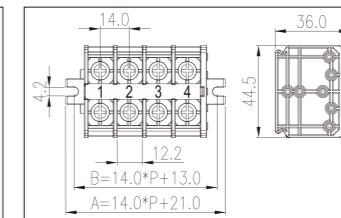


Part number	Package
DKB40N-02PK	20
DKB40N-03PK	20
DKB40N-04PK	10
DKB40N-05PK	10
DKB40N-08PK	10



DKB60N-XXPK		
Rated Data	UL	IEC
Rated Voltage (V)	600	630
Rated Current (A)	60	76
Rated impulse voltage	8KV	
Wire range (AWG/mm ²)	20~6	0.5~16
Ring / Fork Cable Lugs		
Hole diameter min (mm)	5.3	
Cable lug connection width,max (mm)	12	
General Data		
Torque (N.m)	2~2.4	
Screw thread	M5	
Stripping length (mm)		
Insulation material	PC	
T x W x H (mm)	14 x 44.5 x 36	
Part number	Package	
CSK11-6002-A	50	
CSK11-6003-A	50	
TM-R100	10	
#1 / 5.0 DNT11-0202		

Dimension



Part number	Package
DKB60N-02PK	20
DKB60N-03PK	20
DKB60N-04PK	10
DKB60N-05PK	10
DKB60N-08PK	10

Screw Connection Terminal Blocks

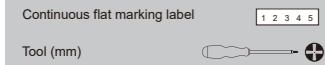


DKB...-XXPCK series offers high rated current solutions with 6 options from 85A to 620A.

Screw connection method provide a stable wiring solution that is easy to install and flexible to assemble.

DKB..-XXPCK

Accessories



*To be used with ring or fork terminal on the end of the conductor before wiring.



DKB80-XXPCK		
Rated Data	UL	IEC
Rated Voltage (V)	600	800
Rated Current (A)	85	101
Rated impulse voltage	8KV	
Wire range (AWG/mm ²)	18~4	0.75~25
General Data		
Torque (N.m)	4	
Screw thread	M6	
Stripping length (mm)	18	
Insulation material	PC	
T x W x H (mm)	19 x 54 x 38	
Part number	Package	
TM-R200	10	
#2 / 6.0 DNT11-0205		

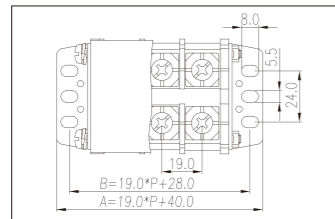


DKB100N-XXPCK		
Rated Data	UL	IEC
Rated Voltage (V)	600	800
Rated Current (A)	200*	150*
Rated impulse voltage	8KV	
Wire range (AWG/mm ²)	8~3/0	10~50
General Data		
Torque (N.m)	8	
Screw thread	M8	
Stripping length (mm)	20	
Insulation material	PC	
T x W x H (mm)	25 x 62 x 44.7	
Part number	Package	
TM-R200	10	
#3 / 8.0 DNT11-0208		



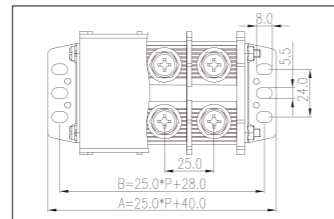
DKB150-XXPCK		
Rated Data	UL	IEC
Rated Voltage (V)	600	1000
Rated Current (A)	190*	192*
Rated impulse voltage	8KV	
Wire range (AWG/mm ²)	8~3/0	10~70
General Data		
Torque (N.m)	8	
Screw thread	M8	
Stripping length (mm)	20	
Insulation material	PC	
T x W x H (mm)	27 x 70 x 46.2	
Part number	Package	
TM-R200	10	
#3 / 8.0 DNT11-0208		

Dimension



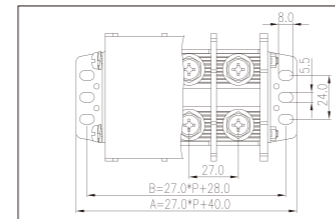
Part number	Package
DKB80-02PCK	5
DKB80-03PCK	5
DKB80-04PCK	5
DKB80-05PCK	10

Dimension




Part number	Package
DKB100N-02PCK	10
DKB100N-03PCK	10
DKB100N-04PCK	10
DKB100N-05PCK	8

Dimension



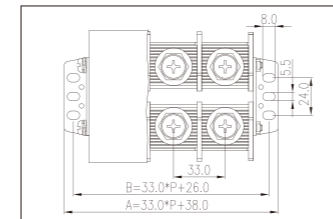
Part number	Package
DKB150-02PCK	5
DKB150-03PCK	5
DKB150-04PCK	5
DKB150-05PCK	6

Screw Connection Terminal Blocks




DKB200-XXPCK		
Rated Data	UL	IEC
Rated Voltage (V)	600	1000
Rated Current (A)	230*	232*
Rated impulse voltage	8KV	
Wire range (AWG/mm ²)	8~4/0	10~95
General Data		
Torque (N.m)	10	
Screw thread	M10	
Stripping length (mm)	24	
Insulation material	PC	
T x W x H (mm)	33 x 82 x 48	
Part number	Package	
TM-R200	10	
#3 / 8.0 DNT11-0208		

Dimension

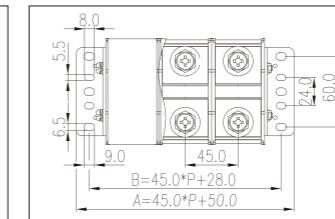


Part number	Package
DKB200-02PCK	10
DKB200-03PCK	1
DKB200-04PCK	1
DKB200-05PCK	1



DKB300-XXPCK		
Rated Data	UL	IEC
Rated Voltage (V)	600	1000
Rated Current (A)	380*	415*
Rated impulse voltage	8KV	
Wire range (AWG/mm ²)	3/0~500 Kcmil	70~240
General Data		
Torque (N.m)	10	
Screw thread	M10	
Stripping length (mm)	30	
Insulation material	PC	
T x W x H (mm)	45 x 90 x 58.5	
Part number	Package	
TM-R200	10	
#3 / 8.0 DNT11-0208		

Dimension

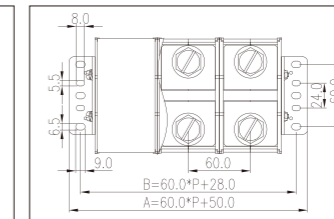


Part number	Package
DKB300-02PCK	1
DKB300-03PCK	1
DKB300-04PCK	1
DKB300-05PCK	1



DKB500-XXPCK		
Rated Data	UL	IEC
Rated Voltage (V)	1000	1000
Rated Current (A)	475* (620**)	520*
Rated impulse voltage	8KV	
Wire range (AWG/mm ²)	350~750 Kcmil	150~300
General Data		
Torque (N.m)	10	
Screw thread	M16	
Stripping length (mm)	43	
Insulation material	PC	
T x W x H (mm)	60 x 111 x 79.5	
Part number	Package	
TM-R200	10	
#2*350 Kcmil	2.0 x 24	

Dimension



Part number	Package
DKB500-02PCK	1
DKB500-03PCK	1
DKB500-04PCK	1
DKB500-05PCK	1

Panel Type Terminal Blocks Introduction

Feed-Through Panel Type Terminal Blocks

- Suitable for the application in the lower power spectrum to connect to small motors.
- PM..N series are available to apply in power distribution in various position combination.
- Compact design applies in constrained space.
- Accessories including marking labels, bridges, and partition plates, that can meet various requirements.




For the application in the lower power spectrum to connect to small motors.

Apply in power distribution in various position combination.


Compact design applies in constrained space.



Easy-latching flange design on both sides offers firm and user-friendly connection to make locking and unlocking more easy.



Available in and screw connection, offer firm and durable connection even in vibrating applications. It meets requests from signal and power transmission.



Compact design offers high density wiring connection in constrained space. Available in 8A~76A to meet requests from various applications.

Screw Connection Panel Type Terminal Blocks




Suitable for the application in the lower power spectrum to connect to small motors.

PM..N-XXP series are available to apply in power distribution in various position combination.

Compact design suitable for constrained space. Accessories include marking labels, bridges, and partition plates, that can meet various requirements.


PM..N-XXP



PM2.5N-XXP			
Rated Data	UL	IEC	
Rated Voltage (V)	300	500	
Rated Current (A)	20	24	
Rated impulse voltage	6KV		
Wire range (AWG/mm ²)	22~12	0.34~2.5	
Connection Capacity			
Max. Solid (mm ²)	4		
Max. Stranded (mm ²)	2.5		
General Data			
Torque (N.m)	0.39		
Screws	M2.5		
Stripping length (mm)	6~8		
Insulation material	PA		
T x H x W (mm)	5.1 x 20 x 22		
Package	50		

Color	Part number	Package
■	PM2.5N-01P...12P-OR	50
■	PM2.5NG-01P...12P	50


Part number	Package
PM2.5NC	50
CSC-2.502PS	2~4P/50
CSC-2.505PS	5~10P/10
TM52HW	20
TM-R100	10
PMH	50
#0/3.0 DNT11-0201	



PM4N-XXP			
Rated Data	UL	IEC	
Rated Voltage (V)	300	500	
Rated Current (A)	30	32	
Rated impulse voltage	6KV		
Wire range (AWG/mm ²)	22~10	0.5~4	
Connection Capacity			
Max. Solid (mm ²)	6		
Max. Stranded (mm ²)	4		
General Data			
Torque (N.m)	0.49		
Screws	M3		
Stripping length (mm)	6~8		
Insulation material	PA		
T x H x W (mm)	6.1 x 23 x 22		
Package	50		

Color	Part number	Package
■	PM4N-01P...12P-OR	50
■	PM4NG-01P...12P	50

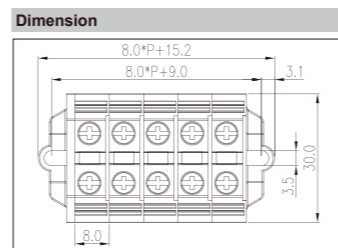
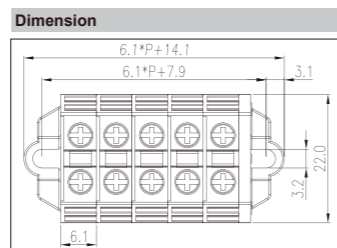
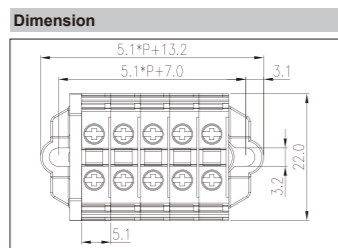
Part number	Package
PM4NC	50
CSC-402PS	2~4P/50
CSC-410PS	5~10P/10
TM53HW	20
TM-R100	10
PMH	50
#0/3.0 DNT11-0201	



PM6N-XXP			
Rated Data	UL	IEC	
Rated Voltage (V)	300	500	
Rated Current (A)	65	41	
Rated impulse voltage	6KV		
Wire range (AWG/mm ²)	20~6	0.5~6	
Connection Capacity			
Max. Solid (mm ²)	10		
Max. Stranded (mm ²)	6		
General Data			
Torque (N.m)	1.18		
Screws	M4		
Stripping length (mm)	9~11		
Insulation material	PA		
T x H x W (mm)	8 x 29.8 x 30		
Package	50		

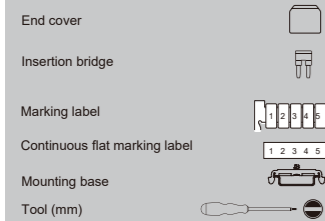
Color	Part number	Package
■	PM6N-01P...07P-OR	50
■	PM6N-08P...12P-OR	20
■	PM6NG-01P...07P	50
■	PM6NG-08P...12P	20

Part number	Package
PM6NC	50
CSC-602PS	2~4P/50
CSC-610PS	5~10P/10
TM59HW	20
TM-R200	10
PMH	50
#0/3.0 DNT11-0201	


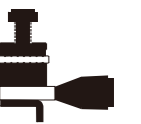


Assembled blocks	End cover	Single block	End cover with spring clamp
PM2.5N-XXP	PM2.5NC	PM2.5N	-
PM4N-XXP	PM4NC	PM4N	-
PM6N-XXP	PM6NC	PM6N	-

Accessories




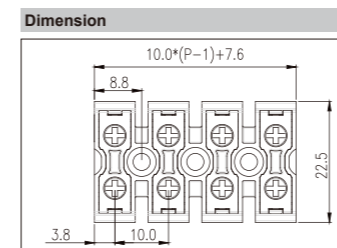
Screw Connection Panel Type Terminal Blocks



PM4H-16P			
Rated Data	UL	IEC	
Rated Voltage (V)	300	630	
Rated Current (A)	30	32	
Rated impulse voltage	6KV		
Wire range (AWG/mm ²)	22~10	0.5~4	
Connection Capacity			
Max. Solid (mm ²)	4		
Max. Stranded (mm ²)	4		
General Data			
Torque (N.m)	0.6		
Screws	M3		
Stripping length (mm)	7~8		
Insulation material	PA		
T x H x W (mm)	10 x 18.7 x 22.5		
Package	50		

Color	Part number	Package
■	PM4H-01P...16P-OR	50


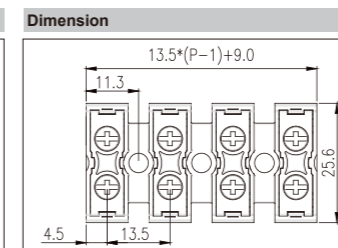
Part number	Package
PM4HNC	50
CSC-402PS	2~4P/50
CSC-410PS	5~10P/10
TM59HW	20
TM-R200	10
PMH	50
#1 / 5.0 DNT11-0202	



PM6H-16P			
Rated Data	UL	IEC	
Rated Voltage (V)	300	800	
Rated Current (A)	50	57	
Rated impulse voltage	8KV		
Wire range (AWG/mm ²)	20~8	0.5~10	
Connection Capacity			
Max. Solid (mm ²)	10		
Max. Stranded (mm ²)	10		
General Data			
Torque (N.m)	0.9~1.2		
Screws	M4		
Stripping length (mm)	9~10		
Insulation material	PA		
T x H x W (mm)	13.5 x 25.5 x 25.6		
Package	30		

Color	Part number	Package
■	PM6H-01P...16P-OR	30


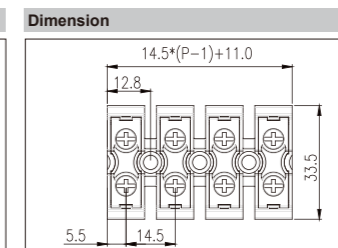
Part number	Package
PM6HNC	30
CSC-602PS	2~4P/50
CSC-610PS	5~10P/10
TM59HW	20
TM-R200	10
PMH	50
#2 / 6.0 DNT11-0205	



PM10H-16P			
Rated Data	UL	IEC	
Rated Voltage (V)	600	1000	
Rated Current (A)	65	76	
Rated impulse voltage	8KV		
Wire range (AWG/mm ²)	20~6	0.5~16	
Connection Capacity			
Max. Solid (mm ²)	16		
Max. Stranded (mm ²)	16		
General Data			
Torque (N.m)	1.5		
Screws	M4		
Stripping length (mm)	10~11		
Insulation material	PA		
T x H x W (mm)	14.5 x 26.9 x 33.5		
Package	20		

Color	Part number	Package
■	PM10H-01P...16P-OR	20

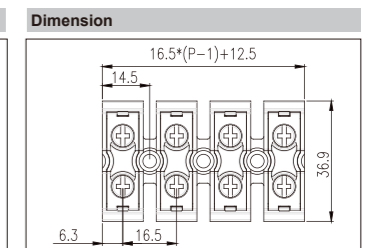
Part number	Package
PM10HNC	20
CSC-602PS	2~4P/50
CSC-610PS	5~10P/10
TM59HW	20
TM-R200	10
PMH	50
#2 / 6.0 DNT11-0205	



PM16H-16P			
Rated Data	UL	IEC	
Rated Voltage (V)	600	1000	
Rated Current (A)	100	76	
Rated impulse voltage	6KV		
Wire range (AWG/mm ²)	14~3	1.5~16	
Connection Capacity			
Max. Solid (mm ²)	16		
Max. Stranded (mm ²)	16		
General Data			
Torque (N.m)	2~2.5		
Screws	M5		
Stripping length (mm)	14~16		
Insulation material	PA		
T x H x W (mm)	16.5 x 30 x 36.9		
Package	10		

Color	Part number	Package
■	PM16H-01P...16P-OR	10


Part number	Package
PM16HNC	10
CSC-602PS	2~4P/50
CSC-610PS	5~10P/10
TM59HW	20
TM-R200	10
PMH	50
#2 / 6.0 DNT11-0205	



Wire-to-Wire



- Dinkle Wire-to-Wire connectors provide flexible solution and firm wire connection in variety applications e.g. automobile, communication and data processing fields.
- Rated current range of 8A~76A meet the request from signal and power transmission. Compact design for high connection density in constrained space.
- Easy-latching flange design offers firm and user-friendly connection technology. PID & screw wiring types for option. UL 1059 & IEC 61984 compliance.



PID connection can connect wires without tool and saves much wiring time, and offers high density connection in constrained space.




Screw connection method is available from 8A to 76A and meets requirement of signal and power transmissions. With optional key code available to prevent from mismatching.



Easy-latching flange design on both sides offer firm and user-friendly connection to make locking and unlocking more easily.

Push-in Design Connectors




0126-11XX adopts a long lever to operate spring clamp, which can completely release the connected wires without tool. The positions are available from 2 to 5 connection points, which can quickly connect multiple wires easily. Its compact design fits in limited space. 0126-11 series is compatible for building and building control applications such as alarm system, doorbells, door sensors and communication systems.

PID Wire-to-Wire



0126-11XX		
Rated Data	UL	IEC
Rated Voltage (V)	600	450
Rated Current (A)	20	32
Rated impulse voltage	4KV	
Wire range (AWG/mm ²)	24~12	0.2~4
Connection Capacity		
Max. Solid (mm ²)	4	
Max. Stranded (mm ²)	4	
General Data		
Stripping length (mm)	11~12	
Insulation material	PC	
Pitch (mm)	5.6	
H (mm)	8.4	
W (mm)	5.6*P+2	
L (mm)	18.6	



0126-12XX		
Rated Data	UL	IEC
Rated Voltage (V)	600	450
Rated Current (A)	20	32
Rated impulse voltage	4KV	
Wire range (AWG/mm ²)	24~12	0.2~4
Connection Capacity		
Max. Solid (mm ²)	4	
Max. Stranded (mm ²)	4	
General Data		
Stripping length (mm)	11~12	
Insulation material	PC	
Pitch (mm)	5.6	
H (mm)	8.62	
W (mm)	5.6*P+17	
L (mm)	19.7	

Pole	P/N	Package
2	0126-1102	500
3	0126-1103	500
4	0126-1104	250
5	0126-1105	250

Pole	P/N	Package
2	0126-1202	400
3	0126-1203	400
4	0126-1204	200
5	0126-1205	200
6	0126-1206	200

Push-in Design Connectors




PID Wire-to-Wire can connect wires without tool.

Easy-latching flange design is able to be locked and unlocked easily.

PID Wire-to-Wire


Accessories




*Specific pole number are on request.



0288-ADXXLS				
Rated Data		UL	IEC	
Rated Voltage (V)		150	320	
Rated Current (A)		6	6	
Rated impulse voltage		2.5KV		
Wire range (AWG/mm ²)		26~18	0.2~0.5	
Connection Capacity				
Max. Solid (mm ²)		18	0.5	
Max. Stranded (mm ²)		18	0.5	
General Data				
Stripping length (mm)		7~8		
Insulation material		PA		
Pitch (mm)		2.50		
H (Socket) (mm)		5		
W (Socket) (mm)		2.5*P+1.7		
L (Socket) (mm)		16.5		
H (Plug) (mm)		5.2		
W (Plug) (mm)		2.5*P+6.8		
L (Plug) (mm)		15.9		
H (Combination) (mm)		5.2		
W (Combination) (mm)		2.5*P+6.8		
L (Combination) (mm)		27.9		
Part number	Package			
0.4 x 2.5	DNT11-0102			



0218-23XXM025613LS				
Rated Data		UL	IEC	
Rated Voltage (V)		300	320	
Rated Current (A)		8	10	
Rated impulse voltage		2.5KV		
Wire range (AWG/mm ²)		28~16	0.14~1.5	
Connection Capacity				
Max. Solid (mm ²)		16	1.5	
Max. Stranded (mm ²)		16	1.5	
General Data				
Stripping length (mm)		9~10		
Insulation material		PA		
Pitch (mm)		3.50		
H (Socket) (mm)		12.55		
W (Socket) (mm)		3.5*P+8.3		
L (Socket) (mm)		26.9		
H (Plug) (mm)		12.55		
W (Plug) (mm)		3.5*P+11.5		
L (Plug) (mm)		26.7		
H (Combination) (mm)		12.55		
W (Combination) (mm)		3.5*P+11.5		
L (Combination) (mm)		44.5		
Part number	Package			
0.4 x 2.5	DNT11-0102			




0218-23XXM025623LS				
Rated Data		UL	IEC	
Rated Voltage (V)		300	320	
Rated Current (A)		8	10	
Rated impulse voltage		2.5KV		
Wire range (AWG/mm ²)		28~16	0.14~1.5	
Connection Capacity				
Max. Solid (mm ²)		16	1.5	
Max. Stranded (mm ²)		16	1.5	
General Data				
Stripping length (mm)		9~10		
Insulation material		PA		
Pitch (mm)		3.50		
H (Socket) (mm)		12.55		
W (Socket) (mm)		3.5*P+8.3		
L (Socket) (mm)		26.9		
H (Plug) (mm)		17.15		
W (Plug) (mm)		3.5*P+11.5		
L (Plug) (mm)		23.95		
H (Combination) (mm)		18.55		
W (Combination) (mm)		3.5*P+11.5		
L (Combination) (mm)		41.75		
Part number	Package			
0.4 x 2.5	DNT11-0102			


Push-in Design Connectors




0218-23XXM025633LS				
Rated Data		UL	IEC	
Rated Voltage (V)		300	320	
Rated Current (A)		8	10	
Rated impulse voltage		2.5KV		
Wire range (AWG/mm ²)		28~16	0.14~1.5	
Connection Capacity				
Max. Solid (mm ²)		16	1.5	
Max. Stranded (mm ²)		16	1.5	
General Data				
Stripping length (mm)		9~10		
Insulation material		PA		
Pitch (mm)		3.50		
H (Socket) (mm)		12.55		
W (Socket) (mm)		3.5*P+8.3		
L (Socket) (mm)		26.9		
H (Plug) (mm)		17.15		
W (Plug) (mm)		3.5*P+11.5		
L (Plug) (mm)		23.95		
H (Combination) (mm)		17.3		
W (Combination) (mm)		3.5*P+11.5		
L (Combination) (mm)		41.75		
Part number	Package			
0.4 x 2.5	DNT11-0102			



0218-27XXM025613LS				
Rated Data		UL	IEC	
Rated Voltage (V)		300	320	
Rated Current (A)		8	10	
Rated impulse voltage		2.5KV		
Wire range (AWG/mm ²)		28~16	0.14~1.5	
Connection Capacity				
Max. Solid (mm ²)		16	1.5	
Max. Stranded (mm ²)		16	1.5	
General Data				
Stripping length (mm)		9~10		
Insulation material		PA		
Pitch (mm)		3.50		
H (Socket) (mm)		12.55		
W (Socket) (mm)		3.5*P+12.7		
L (Socket) (mm)		26.9		
H (Plug) (mm)		12.55		
W (Plug) (mm)		3.5*P+11.5		
L (Plug) (mm)		26.7		
H (Combination) (mm)		12.55		
W (Combination) (mm)		3.5*P+12.7		
L (Combination) (mm)		44.5		
Part number	Package			
0.4 x 2.5	DNT11-0102			



0218-27XXM025623LS				
Rated Data		UL	IEC	
Rated Voltage (V)		300	320	
Rated Current (A)		8	10	
Rated impulse voltage		2.5KV		
Wire range (AWG/mm ²)		28~16	0.14~1.5	
Connection Capacity				
Max. Solid (mm ²)		16	1.5	
Max. Stranded (mm ²)		16	1.5	
General Data				
Stripping length (mm)		9~10		
Insulation material		PA		
Pitch (mm)		3.50		
H (Socket) (mm)		12.55		
W (Socket) (mm)		3.5*P+12.7		
L (Socket) (mm)		26.9		
H (Plug) (mm)		17.15		
W (Plug) (mm)		3.5*P+11.5		
L (Plug) (mm)		23.95		
H (Combination) (mm)		18.55		
W (Combination) (mm)		3.5*P+12.7		
L (Combination) (mm)		41.75		
Part number	Package			
0.4 x 2.5	DNT11-0102			



0218-27XXM025633LS				
Rated Data		UL	IEC	
Rated Voltage (V)		300	320	
Rated Current (A)		8	10	
Rated impulse voltage		2.5KV		
Wire range (AWG/mm ²)		28~16	0.14~1.5	
Connection Capacity				
Max. Solid (mm ²)		16	1.5	
Max. Stranded (mm ²)		16	1.5	
General Data				
Stripping length (mm)		9~10		
Insulation material		PA		
Pitch (mm)		3.50		
H (Socket) (mm)		12.55		
W (Socket) (mm)		3.5*P+12.7		
L (Socket) (mm)		26.9		
H (Plug) (mm)		17.15		
W (Plug) (mm)		3.5*P+11.5		
L (Plug) (mm)		23.95		
H (Combination) (mm)		17.3		
W (Combination) (mm)		3.5*P+12.7		
L (Combination) (mm)		41.75		
Part number	Package			
0.4 x 2.5	DNT11-0102			

Pole	P/N	Package
2	0288-AD02LS	20
3	0288-AD03LS	20
4	0288-AD04LS	20
6	0288-AD06LS	20
10	0288-AD10LS	10
12	0288-AD12LS	10

Pole	P/N	Package
2	0218-2302M025613LS	20
3	0218-2303M025613LS	20
4	0218-2304M025613LS	20
6	0218-2306M025613LS	20
10	0218-2310M025613LS	10
12	0218-2312M025613LS	10
16	0218-2316M025613LS	10




Pole	P/N	Package
2	0218-2302M025623LS	20
3	0218-2303M025623LS	20
4	0218-2304M025623LS	20
6	0218-2306M025623LS	20
10	0218-2310M025623LS	10
12	0218-2312M025623LS	10
16	0218-2316M025623LS	10

Pole	P/N	Package
2	0218-2302M025633LS	20
3	0218-2303M025633LS	20
4	0218-2304M025633LS	20
6	0218-2306M025633LS	20
10	0218-2310M025633LS	10
12	0218-2312M025633LS	10
16	0218-2316M025633LS	10

Pole	P/N	Package
2	0218-2702M025613LS	20
3	0218-2703M025613LS	20
4	0218-2704M025613LS	20
6	0218-2706M025613LS	20
10	0218-2710M025613LS	10
12	0218-2712M025613LS	10
16	0218-2716M025613LS	10

Pole	P/N	Package
2	0218-2702M025623LS	20
3	0218-2703M025623LS	20
4	0218-2704M025623LS	20
6	0218-2706M025623LS	20
10	0218-2710M025623LS	10
12	0218-2712M025623LS	10
16	0218-2716M025623LS	10

Pole	P/N	Package
2	0218-2702M025633LS	20
3	0218-2703M025633LS	20
4	0218-2704M025633LS	20
6	0218-2706M025633LS	20
10	0218-2710M025633LS	10
12	0218-2712M025633LS	10
16	0218-2716M025633LS	10




Push-in Design Connectors




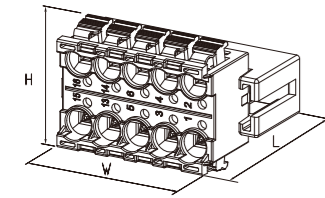
PID Wire-to-Wire can connect wires without tool. Its double layers design offers high density connection in constrained space. 4 conductors connection for small power distribution. Easy-latching flange design is able to be locked and unlocked easily.

PID Wire-to-Wire

Accessories



*Specific pole number are on request.



0229-M5XXY			
Rated Data	UL	IEC	
Rated Voltage (V)	300	320	
Rated Current (A)	12	14	
Rated impulse voltage		2.5KV	
Wire range (AWG/mm ²)	28~14	0.2~1.5	
Connection Capacity			
Max. Solid (mm ²)	1.5		
Max. Stranded (mm ²)	1.5		
General Data			
Stripping length (mm)	8~9		
Insulation material	PA		
Pitch (mm)	5.08		
H (Socket) (mm)	20.8		
W (Socket) (mm)	5.08*(P/2)+9.46		
L (Socket) (mm)	22.0		
H (Plug) (mm)	0.8		
W (Plug) (mm)	5.08*(P/2)+13.08		
L (Plug) (mm)	25.7		
H (Combination) (mm)	20.8		
W (Combination) (mm)	5.08*(P/2)+13.08		
L (Combination) (mm)	35.0		
Part number	Package		
	1.0 x 5.5 DNT11-0111		



0161-12XXLSQK01			
Rated Data	UL	IEC	
Rated Voltage (V)	300	600	
Rated Current (A)	15	18	
Rated impulse voltage		4KV	
Wire range (AWG/mm ²)	24~12	0.2~2.5	
Connection Capacity			
Max. Solid (mm ²)	2.5		
Max. Stranded (mm ²)	2.5		
General Data			
Stripping length (mm)	12~13		
Insulation material	PA		
Pitch (mm)	5.00		
H (Socket) (mm)	20.8		
W (Socket) (mm)	5*P+8		
L (Socket) (mm)	30.0		
H (Plug) (mm)	20.8		
W (Plug) (mm)	5*P+11.9		
L (Plug) (mm)	29.65		
H (Combination) (mm)	20.8		
W (Combination) (mm)	5*P+11.9		
L (Combination) (mm)	47.4		
Part number	Package		
	1.0 x 5.5 DNT11-0111		



Rated Data	UL	IEC	
Rated Voltage (V)			
Rated Current (A)			
Rated impulse voltage			
Wire range (AWG/mm ²)			
Connection Capacity			
Max. Solid (mm ²)			
Max. Stranded (mm ²)			
General Data			
Stripping length (mm)			
Insulation material			
Pitch (mm)			
H (Socket) (mm)			
W (Socket) (mm)			
L (Socket) (mm)			
H (Plug) (mm)			
W (Plug) (mm)			
L (Plug) (mm)			
H (Combination) (mm)			
W (Combination) (mm)			
L (Combination) (mm)			
Part number	Package		

Pole	P/N	Package
4	0229-M504Y	20
6	0229-M506Y	20
10	0229-M510Y	10
16	0229-M516Y	10

Pole	P/N	Package
4	0161-1204LSQK01	20
6	0161-1206LSQK01	20
10	0161-1210LSQK01	10
16	0161-1216LSQK01	10

Screw Connection Connectors



Screw Wire-to-Wire offers firm and stable wiring solution. Wiring range is available from 1.5mm² to 16mm². Accessory key code is able to prevent mismatching.

Screw Wire-to-Wire

Accessories




*Specific pole number are on request.



ECSH381VMXXPLSQK01			
Rated Data	UL	IEC	
Rated Voltage (V)	300	320	
Rated Current (A)	8	8	
Rated impulse voltage		2.5KV	
Wire range (AWG/mm ²)	28~14	0.2~1.5	
Connection Capacity			
Max. Solid (mm ²)	1.5		
Max. Stranded (mm ²)	1.5		
General Data			
Stripping length (mm)	6~7		
Insulation material	PA		
Pitch (mm)	3.81		
H (Socket) (mm)	11.1		
W (Socket) (mm)	3.81*P+10.59		
L (Socket) (mm)	15.6		
H (Plug) (mm)	11.15		
W (Plug) (mm)	3.81*P+10.59		
L (Plug) (mm)	17.9		
H (Combination) (mm)	11.15		
W (Combination) (mm)	3.81*P+10.59		
L (Combination) (mm)	26.9		
Part number	Package		
	0.6 x 3.5 DNT11-0107		



2ESDHM-XXPLSQK01			
Rated Data	UL	IEC	
Rated Voltage (V)	300	600	
Rated Current (A)	15	12	
Rated impulse voltage		4KV	
Wire range (AWG/mm ²)	24~12	0.2~2.5	
Connection Capacity			
Max. Solid (mm ²)	2.5		
Max. Stranded (mm ²)	2.5		
General Data			
Stripping length (mm)	7~8		
Insulation material	PA		
Pitch (mm)	5.08		
H (Socket) (mm)	15.0		
W (Socket) (mm)	5.08*P+10.16		
L (Socket) (mm)	19.2		
H (Plug) (mm)	15.0		
W (Plug) (mm)	5.08*P+10.16		
L (Plug) (mm)	18.0		
H (Combination) (mm)	15.0		
W (Combination) (mm)	5.08*P+10.16		
L (Combination) (mm)	28.9		
Part number	Package		
	0.6 x 3.5 DNT11-0107		



3ESDHM-XXPLSQK01			
Rated Data	UL	IEC	
Rated Voltage (V)	300	800	
Rated Current (A)	15	12	
Rated impulse voltage		6KV	
Wire range (AWG/mm ²)	24~12	0.2~2.5	
Connection Capacity			
Max. Solid (mm ²)	2.5		
Max. Stranded (mm ²)	2.5		
General Data			
Stripping length (mm)	7~8		
Insulation material	PA		
Pitch (mm)	7.62		
H (Socket) (mm)	15.0		
W (Socket) (mm)	7.62*P+10.38		
L (Socket) (mm)	19.2		
H (Plug) (mm)	15.0		
W (Plug) (mm)	7.62*P+10.58		
L (Plug) (mm)	18.1		
H (Combination) (mm)	15.0		
W (Combination) (mm)	7.62*P+10.58		
L (Combination) (mm)	28.7		
Part number	Package		
	0.6 x 3.5 DNT11-0107		

Pole	P/N	Package
2	ECSH381VM02PLSQK01	20
3	ECSH381VM03PLSQK01	20
4	ECSH381VM04PLSQK01	20
6	ECSH381VM06PLSQK01	20
10	ECSH381VM10PLSQK01	10
12	ECSH381VM12PLSQK01	10
16	ECSH381VM16PLSQK01	10

Pole	P/N	Package
2	2ESDHM-02PLSQK01	10
3	2ESDHM-03PLSQK01	10
4	2ESDHM-04PLSQK01	10
8	2ESDHM-08PLSQK01	10

Pole	P/N	Package
3	3ESDHM-03PLSQK01	5
4	3ESDHM-04PLSQK01	5


Screw Connection Connectors



Screw Wire-to-Wire offers firm and stable wiring solution. Wiring range is available from 1.5mm² to 16mm². Accessory key code is able to prevent mismatching.

Screw Wire-to-Wire

Accessories




*Specific pole number are on request.




ECSH116M-XXPLSQK01			
Rated Data		UL	IEC
Rated Voltage (V)		600	1000
Rated Current (A)		51	76
Rated impulse voltage		6KV	
Wire range (AWG/mm ²)		16~6	0.5~16
Connection Capacity			
Max. Solid (mm ²)		16	
Max. Stranded (mm ²)		16	
General Data			
Stripping length (mm)		14~15	
Insulation material		PA	
Pitch (mm)		10.16	
H (Socket) (mm)		28.5	
W (Socket) (mm)		10.16*P+17.36	
L (Socket) (mm)		44.1	
H (Plug) (mm)		28.0	
W (Plug) (mm)		10.16*P+17.76	
L (Plug) (mm)		39.0	
H (Combination) (mm)		28.5	
W (Combination) (mm)		10.16*P+17.76	
L (Combination) (mm)		68.3	
Part number	Package		
1.0 x 5.5	DNT11-0111		

Pole	P/N	Package
3	ECSH116M-03PLSQK01	5
4	ECSH116M-04PLSQK01	5




ECSH116M-XXPLSQK01			
Rated Data		UL	IEC
Rated Voltage (V)			
Rated Current (A)			
Rated impulse voltage			
Wire range (AWG/mm ²)			
Connection Capacity			
Max. Solid (mm ²)			
Max. Stranded (mm ²)			
General Data			
Stripping length (mm)			
Insulation material			
Pitch (mm)			
H (Socket) (mm)			
W (Socket) (mm)			
L (Socket) (mm)			
H (Plug) (mm)			
W (Plug) (mm)			
L (Plug) (mm)			
H (Combination) (mm)			
W (Combination) (mm)			
L (Combination) (mm)			
Part number	Package		



ECSH116M-XXPLSQK01			
Rated Data		UL	IEC
Rated Voltage (V)			
Rated Current (A)			
Rated impulse voltage			
Wire range (AWG/mm ²)			
Connection Capacity			
Max. Solid (mm ²)			
Max. Stranded (mm ²)			
General Data			
Stripping length (mm)			
Insulation material			
Pitch (mm)			
H (Socket) (mm)			
W (Socket) (mm)			
L (Socket) (mm)			
H (Plug) (mm)			
W (Plug) (mm)			
L (Plug) (mm)			
H (Combination) (mm)			
W (Combination) (mm)			
L (Combination) (mm)			
Part number	Package		

DIN Rail Connectors





The modular terminal block is to interconnect switch cabinet with higher capacities.

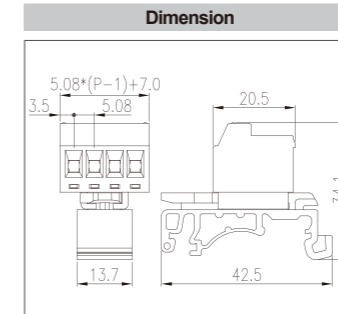
2EHDRD-XXP & 2EHDRDM-XXP with foot element for mounting on the TS-35 DIN rail. They can be combined with plugs shown as table below.

2EHDRD..


Accessories



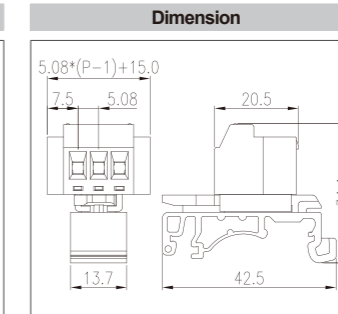
2EHDRD-XXP			
Rated Data		UL	IEC
Rated Voltage (V)		300	250
Rated Current (A)		12	12
Rated impulse voltage		4KV	
Wire range (AWG/mm ²)		24~12	0.5~2.5
Connection Capacity			
Max. Solid (mm ²)		2.5	
Max. Stranded (mm ²)		2.5	
General Data			
Torque (N.m)		0.6	
Screws		M2.5	
Stripping length (mm)		7~8	
Insulation material		PA	
Part number	Package		
TS-35	20		
TS-35/15	10		
0.6 x 3.5 DNT11-0107			



Part number	Package
2EHDRD-04P	100
2EHDRD-06P	100
2EHDRD-08P	70
2EHDRD-10P	60





2EHDRDM-XXP			
Rated Data		UL	IEC
Rated Voltage (V)		300	250
Rated Current (A)		12	12
Rated impulse voltage		4KV	
Wire range (AWG/mm ²)		24~12	0.5~2.5
Connection Capacity			
Max. Solid (mm ²)		2.5	
Max. Stranded (mm ²)		2.5	
General Data			
Torque (N.m)		0.6	
Screws		M2.5	
Stripping length (mm)		7~8	
Insulation material		PA	
Part number	Package		
TS-35	20		
TS-35/15	10		
0.6 x 3.5 DNT11-0107			



Part number	Package
2EHDRDM-04P	100
2EHDRDM-06P	100
2EHDRDM-08P	70
2EHDRDM-10P	50



2ESS-XXP			
Rated Data		UL	IEC
Rated Voltage (V)		300	250
Rated Current (A)		12	12
Rated impulse voltage		4KV	
Wire range (AWG/mm ²)		24~12	0.5~2.5
Connection Capacity			
Max. Solid (mm ²)		2.5	
Max. Stranded (mm ²)		2.5	
General Data			
Torque (N.m)		0.6	
Screws		M2.5	
Stripping length (mm)		7~8	
Insulation material		PA	
Part number	Package		
TS-35	20		
TS-35/15	10		
0.6 x 3.5 DNT11-0107			



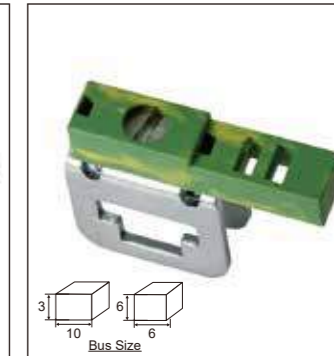
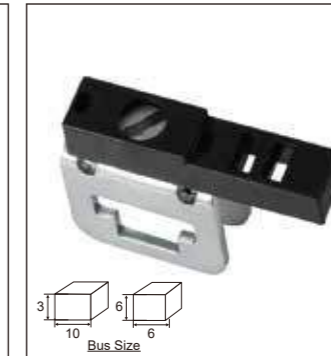


2ESDVM-XXP		
------------	--	--

Busbar Clamps

- Compact design of connection applicable to switchgears or panels.
- Grounding busbar terminal block can be individually installed on control panels or on DIN rail by mounting on busbar holder.



Busbar Clamps







It is often to locate the neutral conductor and the protective conductor together in the middle of switchgears and controllers. The busbar terminal blocks can connect lots of wires in a constrain space. In order to gather the neutral conductor and the protective conductor at the center, the DKZ series can be fitted by insulated cover to recognize a protective conductor easily, we can provide a yellow-green insulating cover. With insulated cover, it's obvious to identify each conductor.

DKZ

DKZ4		
Rated Data	UL	IEC
Rated Voltage (V)		
Rated Current (A)		
Rated impulse voltage		
Wire range (AWG/mm ²)	20~10	0.5~6
Connection Capacity		
Max. Solid (mm ²)		6
Max. Stranded (mm ²)		4
General Data		
Torque (N.m)		1.2~2.4
Screws		M4
Stripping length (mm)		16
TxHxW (mm)		7 x 23.5 x 16
Package		20
Accessories(TxHxW)mm	Part number	Package
Busbar holder	DSH1	20
	DSH2	20

DKZ4E		
Rated Data	UL	IEC
Rated Voltage (V)		
Rated Current (A)		
Rated impulse voltage		
Wire range (AWG/mm ²)	20~10	0.5~6
Connection Capacity		
Max. Solid (mm ²)		6
Max. Stranded (mm ²)		4
General Data		
Torque (N.m)		1.2~2.4
Screws		M4
Stripping length (mm)		16
TxHxW (mm)		7 x 25.8 x 26.5
Package		20
Accessories(TxHxW)mm	Part number	Package
Busbar holder	DSH1	20
	DSH2	20

DKZ4E-YG		
Rated Data	UL	IEC
Rated Voltage (V)		
Rated Current (A)		
Rated impulse voltage		
Wire range (AWG/mm ²)	20~10	0.5~6
Connection Capacity		
Max. Solid (mm ²)		6
Max. Stranded (mm ²)		4
General Data		
Torque (N.m)		1.2~2.4
Screws		M4
Stripping length (mm)		16
TxHxW (mm)		7 x 25.8 x 26.5
Package		20
Accessories(TxHxW)mm	Part number	Package
Busbar holder	DSH1	20
	DSH2	20
	DSHG	20



DKZ16		
Rated Data	UL	IEC
Rated Voltage (V)		
Rated Current (A)		
Rated impulse voltage		
Wire range (AWG/mm ²)	14~4	1.5~16
Connection Capacity		
Max. Solid (mm ²)		16
Max. Stranded (mm ²)		16
General Data		
Torque (N.m)		2~4
Screws		M5
Stripping length (mm)		
TxHxW (mm)		11.5 x 26.5 x 22
Package		20

DKZ35		
Rated Data	UL	IEC
Rated Voltage (V)		
Rated Current (A)		
Rated impulse voltage		
Wire range (AWG/mm ²)	18~2	0.75~35
Connection Capacity		
Max. Solid (mm ²)		35
Max. Stranded (mm ²)		35
General Data		
Torque (N.m)		3.2~3.7
Screws		M6
Stripping length (mm)		15
TxHxW (mm)		12 x 36.5 x 40
Package		10

DKZ35A		
Rated Data	UL	IEC
Rated Voltage (V)		
Rated Current (A)		
Rated impulse voltage		
Wire range (AWG/mm ²)	10~2	4~35
Connection Capacity		
Max. Solid (mm ²)		35
Max. Stranded (mm ²)		35
General Data		
Torque (N.m)		6
Screws		M8
Stripping length (mm)		
TxHxW (mm)		16 x 31.5 x 29
Package		10





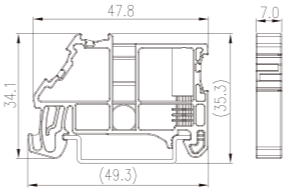
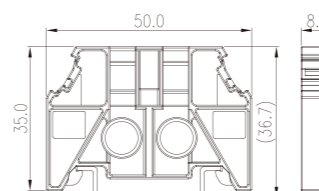
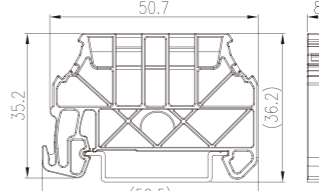
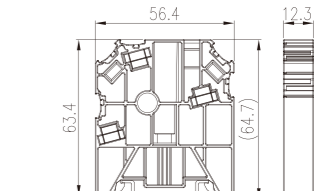
DKZ70A		
Rated Data	UL	IEC
Rated Voltage (V)		
Rated Current (A)		
Rated impulse voltage		
Wire range (AWG/mm ²)	4~2/0	16~70
Connection Capacity		
Max. Solid (mm ²)		70
Max. Stranded (mm ²)		70
General Data		
Torque (N.m)		10
Screws		M8
Stripping length (mm)		
TxHxW (mm)		20.5 x 39 x 32
Package		10





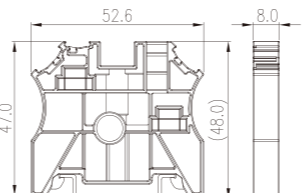
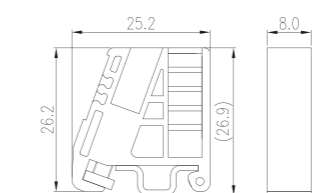
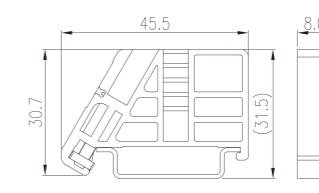
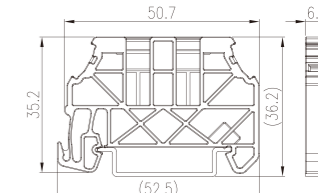
Accessories

- DIN rail terminal blocks offer full range of accessories, including covers, end brackets, partition plates, bridges, fuse, hand tools and marking system.
- Marking block helps to save space directly on terminal block.
- Cross connection system provides plug-in and side insertion bridges.





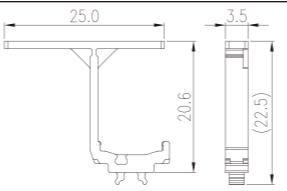
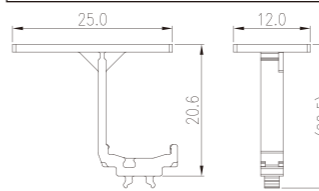
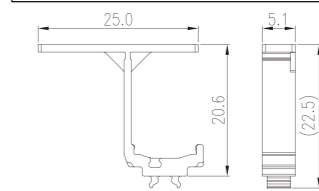
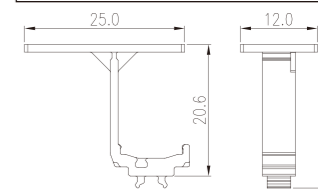


End Bracket

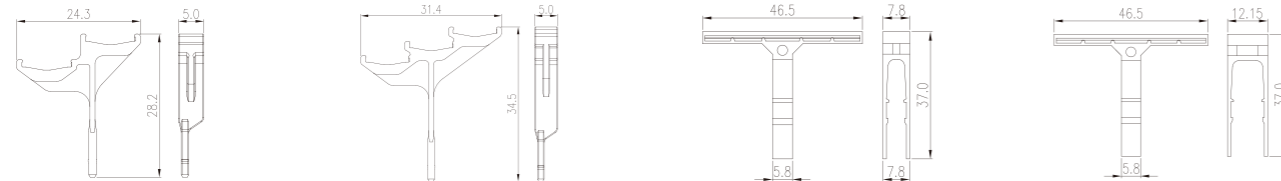

SS2N	SS4N	SS5N	SS6N	
				
				
Part number	DIN Rail	Bus size	Marking label	Package
SS2N	TS-35, TS-35/15		TM43LW, TM48LW, TM-R100, TM-R200	50
SS4N	TS-35, TS-35/15		TM49LW, TM-R200	50
SS5N	TS-35, TS-35/15		TM49LW, TM-R200	50
SS6N	TS-35, TS-35/15	3x10, 6x6	TM50LW, TM-R200	50

SS7N	SS8	SS11	SS13	
				
				
Part number	DIN Rail	Bus size	Marking label	Package
SS7N	TS-35, TS-35/15	3x10, 6x6	TM44LW, TM49LW, TM-R100, TM-R200	50
SS8	TS-15		TM49LW	50
SS11	TS-35, TS-35/15	-	TM49LW	50
SS13	TS-35, TS-35/15	-	TM49LW, TM-R200	50

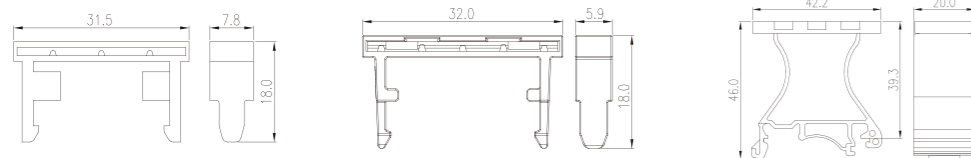
Marking Block

MKG-001	MKG-002	MKG-003	MKG-004
			
			
Part number	Compatible Product	Marking label	Package
MKG-001	SS2N, SS6N, SS7N, DP Series	TM46LW / TM-R200	20
MKG-002	SS2N, SS6N, SS7N, DP Series	TM46LW / TM-R200	20
MKG-003	SS2N, SS6N, SS7N, DP Series	TM57HW / TM-R200	20
MKG-004	SS2N, SS6N, SS7N, DP Series	TM57HW / TM-R200	20

Marking Block

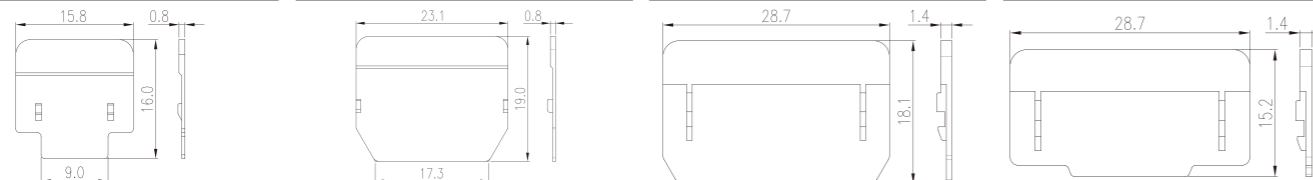
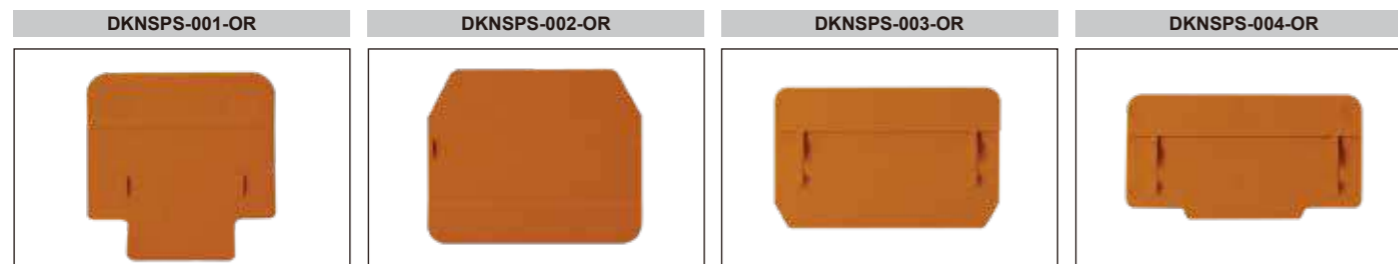


Part number	Compatible Product	Marking label	Package
MKP-502	DPP Series	TM57HW / TM-R200	50
MKP-503	DP2.5N-3L Series	TM57HW / TM-R200	50
MKH-001	DP2.5SGC, SS4N, SS5N, SS7N, SS8, SS11	TM-R100	20
MKH-002	SS6N	TM-R200	20



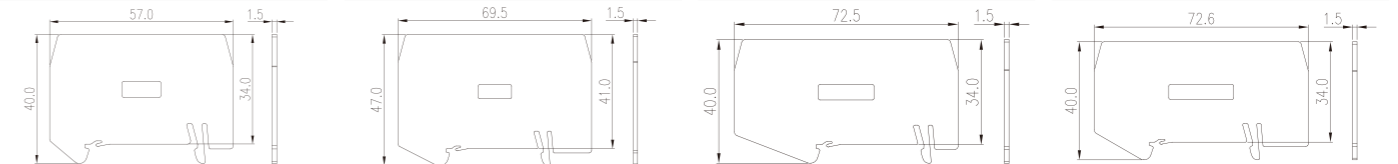
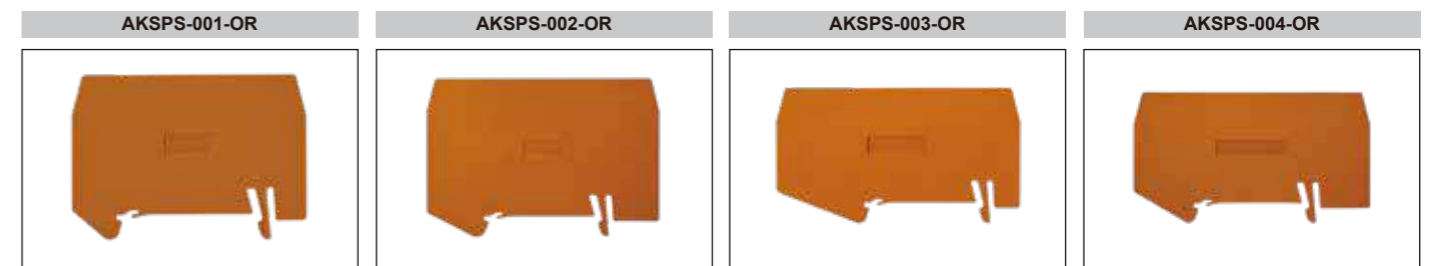
Part number	Compatible Product	Marking label	Package
MKL	SS4N, SS5N	TM-R100	20
MKL-001	SS13	TM-R110	20
MKW	TS-35, TS-35/15		20

Separating Disk

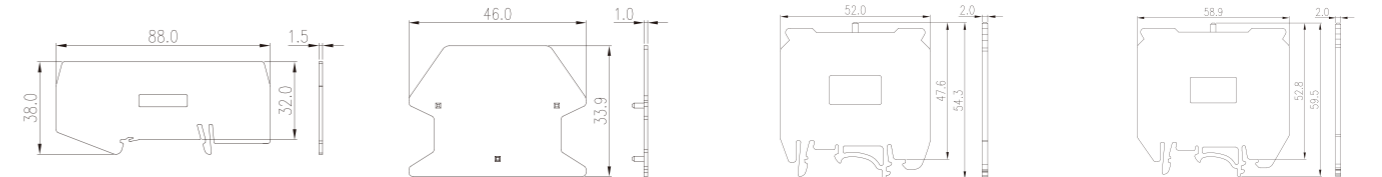
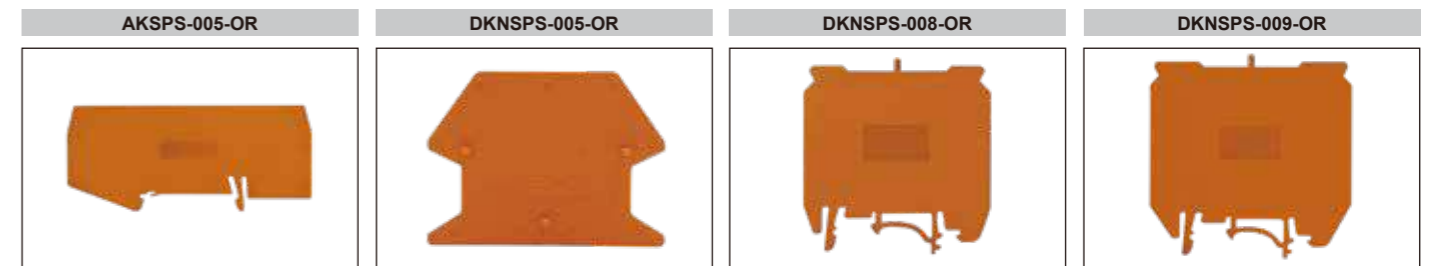


Part number	Compatible Product	Package
DKNSPS-001-OR	DK2.5N, DK4N, DK2.5N-TN, DK4N-TN, DK2.5N-TR, DK4N-TR, DK2.5N-3L Series, DKK2.5N Series, DKK4N Series, DK2.5L-3L, DK2.5LU-3L	10
DKNSPS-002-OR	DK6N, DK10N, DK6N-TN, DK10N-TN	10
DKNSPS-003-OR	DK16H, DK16T	10
DKNSPS-004-OR	DK16N, DK35N, DK35H	10

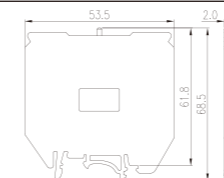
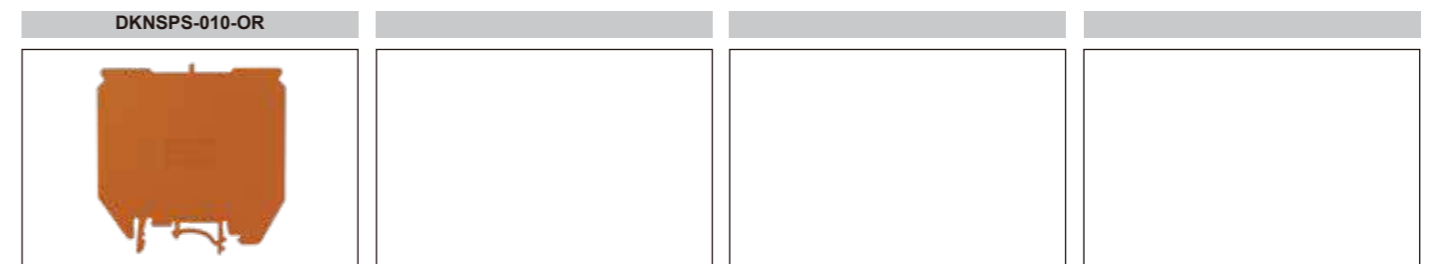
Partition Plate



Part number	Compatible Product	Package
AKSPS-001-OR	DP1.5N, DP2.5N, DP4N, DP1.5N-PE, DP2.5N-PE, DP4N-PE, DPH1.5, DPH1.5-PE, DPH2.5, DPH2.5-PE, DPH2.5-DP, DPH2.5-DP-PE	10
AKSPS-002-OR	DP6N, DP6N-PE, DPH6, DPH6-PE	10
AKSPS-003-OR	DP..N-TN Series, DP..N-TN-PE Series, DPH2.5-DP-TN, DPH2.5-DP-TN-PE	10
AKSPS-004-OR	DP1.5N-TR, DP2.5N-TR, DP1.5N-TR-PE, DP2.5N-TR-PE	10

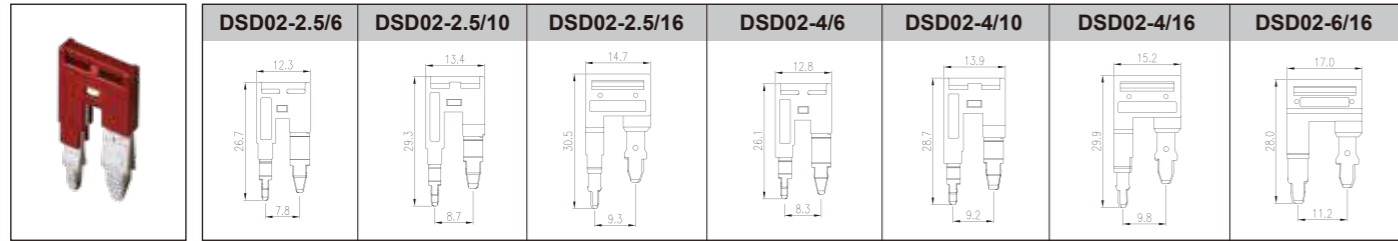


Part number	Compatible Product	Package
AKSPS-005-OR	DP4N-TR, DP4N-TR-PE	10
DKNSPS-005-OR	DK2.5N, DK4N	10
DKNSPS-008-OR	DK2.5N, DK4N, DK6N	10
DKNSPS-009-OR	DK10N, DK16N, DK16T	10

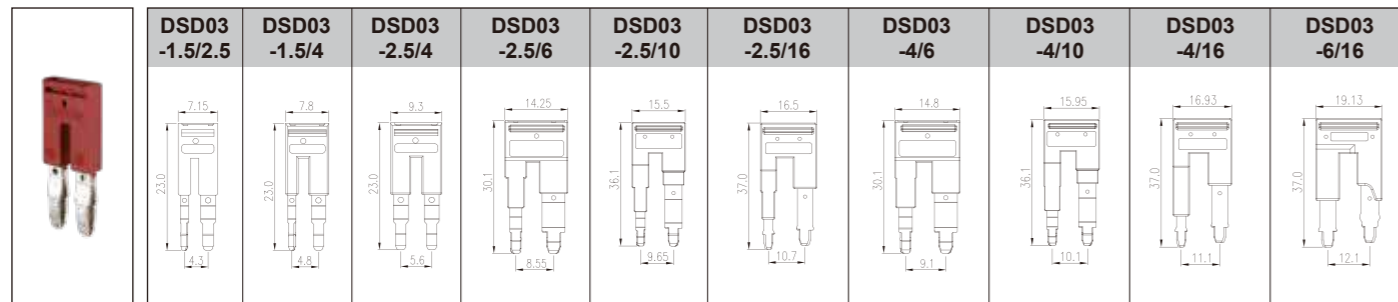


Part number	Compatible Product	Package
DKNSPS-010-OR	DK35N	10

Reducing Bridge


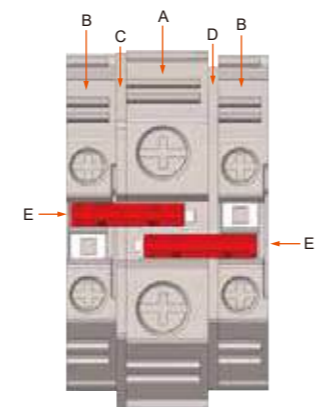


Part number	Compatible Products	Package
DSD02-2.5/6	DK2.5N, DK6N, DK2.5N-TN, DK6N-TN, DK2.5N-TR	10
DSD02-2.5/10	DK2.5N, DK10N, DK2.5N-TN, DK10N-TN, DK2.5N-TR	10
DSD02-2.5/16	DK2.5N, DK16N, DK2.5N-TN, DK2.5N-TR	10
DSD02-4/6	DK4N, DK6N, DK4N-TN, DK6N-TN, DK4N-TR	10
DSD02-4/10	DK4N, DK10N, DK4N-TN, DK10N-TN, DK4N-TR	10
DSD02-4/16	DK4N-DK16N, DK4N-TN, DK4N-TR	10
DSD02-6/16	DK6N, DK16N, DK6N-TN	10

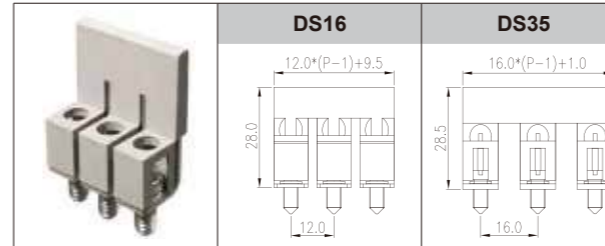


Part number	Compatible Products	Package
DSD03-1.5/2.5	DP1.5N Series, DP2.5N Series, DPD10-P001, DPD16-P001, DKD10-P001, DPHD10-P001	10
DSD03-1.5/4	DP1.5N, DP4N, DP1.5N-TN, DP4N-TN, DP1.5N-TR, DP4N-TR	10
DSD03-2.5/4	DP2.5N Series, DP4N Series, DPD10-P001, DPD16-P001, DKD10-P001, DPHD10-P001	10
DSD03-2.5/6	DP2.5N Series, DP6N Series, DKD35-P001, DKD35-P002, DPD10-P001, DPD16-P001, DKD10-P001, DPHD10-P001	10
DSD03-2.5/10	DP2.5N Series, DKD35-P003, DPD10-P001, DPD16-P001, DKD10-P001, DPHD10-P001	10
DSD03-2.5/16	DP2.5N, DP16 Series, DP2.5N-TN, DP2.5N-TR, DPD10-P001, DPD16-P001, DKD10-P001, DPHD10-P001	10
DSD03-4/6	DP4N, DP6N, DP4N-TN, DP6N-TN, DP4N-TR, DP6N-TR, DKD35-P001, DKD35-P002	10
DSD03-4/10	DP4N, DP10, DP4N-TN, DP10-TN, DP4N-TR, DKD35-P003	10
DSD03-4/16	DP4N, DP16 Series, DP4N-TN, DP4N-TR	10
DSD03-6/16	DP6N, DP16 Series, DN6N-TN, DP6N-TR, DKD35-P001, DKD35-P002	10

	Conversion bridge comparison table					Specification	
	A (Input)	B (Output)	C (Shift cover)	D (Shift cover)	E (Reducing Bridge)	Powered by one-side	Powered by central
DK.N Series	DK6N	DK2.5N	DK6NCA	DK4NCA	DSD02-2.5/6	40A	56A
		DK4N	DK6NCA	DK4NCA	DSD02-4/6	45A	56A
	DK10N	DK2.5N	DK10NCA	DK4NCA	DSD02-2.5/10	40A	65A
		DK4N	DK10NCA	DK4NCA	DSD02-4/10	45A	65A
	DK16N	DK2.5N	DK16NCA	/	DSD02-2.5/16	40A	80A
		DK4N		/	DSD02-4/16	45A	90A
	DK6N		DK6NCB	DSD02-6/16	37A	74A	
DP Series	DP2.5N	DP1.5N	/	/	DSD03-1.5/2.5	24A	30A
		DP1.5N	/	/	DSD03-1.5/4	24A	40A
	DP4N	DP2.5N	/	/	DSD03-2.5/4	40A	40A
		DP2.5N	DP6CA	DP2.5CA	DSD03-2.5/6	40A	56A
	DP6N	DP4N	DP6CA	DP4CA	DSD03-4/6	45A	56A
		DP2.5N	DP10CA	DP2.5CA	DSD03-2.5/10	40A	65A
	DP10	DP4N	DP10CA	DP4CA	DSD03-4/10	45A	65A
		DP2.5N	DP16CA	DP2.5CA	DSD03-2.5/16	40A	80A
	DP16	DP4N	DP16CA	DP4CA	DSD03-4/16	45A	90A
		DP6N	DP16CA	DP6CA	DSD03-6/16	37A	74A

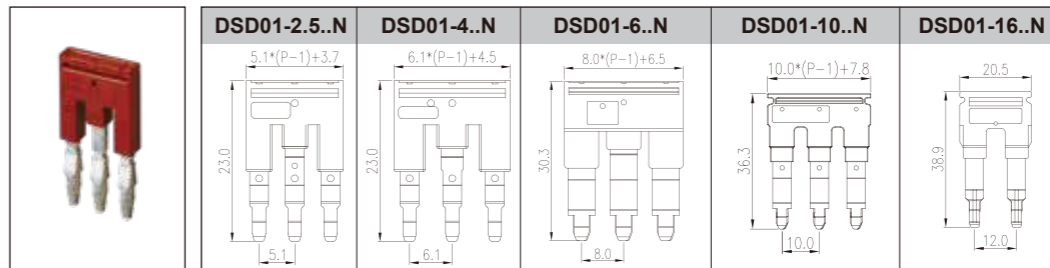


Screw-on bridge




Part number	Position	Compatible Products	Package
DS16-XXP	02~10	DK16H, DK10-TF	2~4P : 50 / 5~10P : 10
DS35-XXP	02~10	DK35H	2~4P : 50 / 5~10P : 10

Plug-in bridge

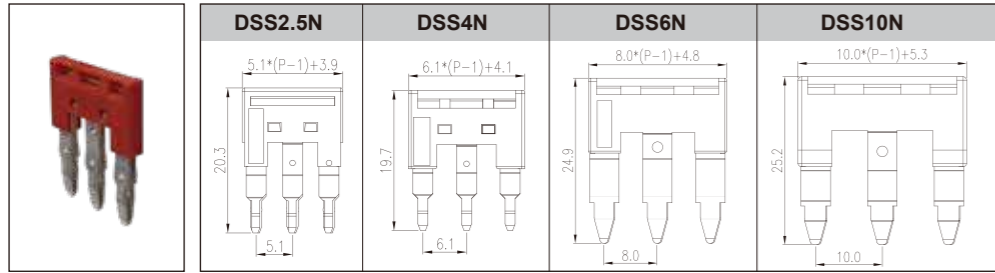


Part number	Position	Compatible Products	Package
DSD01-2.5XXN	02~10	DP2.5N Series, DPP2.5N Series, DP2.5N-3L Series, DP2.5SG Series, DPES2.5, DPES2.5-PE, DKD10-P001, DPHD10-P001, DPD16-P001, DPD10-P001, DPH2.5 Series, DPPES2.5, DPPES2.5-PE	2~4P : 50 / 5P, 10P, 20P : 10
DSD01-4XXN	02~05, 10	DP4N, DP4N-TN, DP4N-TR, DP4N-PE, DP4N-TN-PE, DP4N-TR-PE, DPP4N Series, DP4N-TG, DP4N-CP, DP4N-TF, DP4N-TFLXX, DP4N-TFU, DP4N-TFULXX, DP4N-T, DP4N-M, DP4N-MLXX, DP2.5NU Series, DPP2.5NU Series	2~4P : 50 / 5P, 10P : 10
DSD01-6XXN	02~07, 10	DP6N, DP6N-TN, DP6N-TR, DP6N-PE, DP6N-TN-PE, DP6N-TR-PE, DP6N-TFU, DP6N-TFVLXX, DPTD6N, DPTL6N, DPTD6N-D05, DPTD6N-D06, DPHTD6, DPHTDL6, DPH6 Series, DKD35-P001, DKD35-P002, DP6N-TFS, DP6N-TFLXXS	2~4P : 50 / 7P, 10P : 10
DSD01-10XXN	02~05	DP10, DP10-PE, DP10-TN-PE, DPH10 Series, DKD35-P003	2~4P : 50 / 5P : 10
DSD01-1602N	02	DP16 Series, DPH16 Series	10

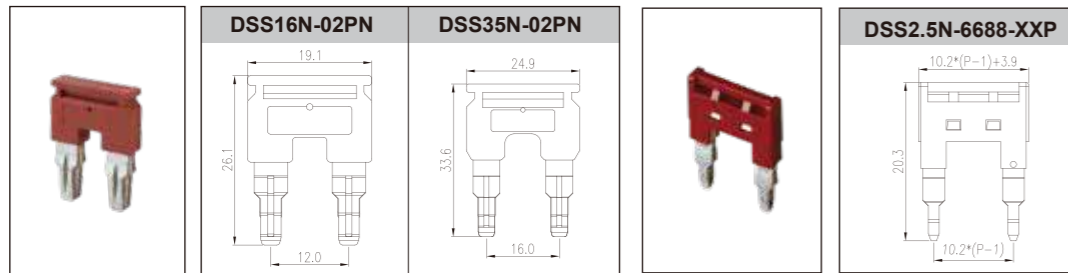


Part number	Position	Compatible Products	Package
DSD03-1.5XX	02~10, 20	DP1.5N, DP1.5N-TN, DP1.5N-TR, DP1.5N-PE, DP1.5N-TN-PE, DP1.5N-TR-PE, DPH1.5, DPH1.5-PE, DPH1.5SG, DPP1.5N Series, DPD10-P001, DKD35-P002	2~5P : 50 / 6~10P, 20P : 10
DSD02-2.5XXXT	500	DK2.5N Series, DKK2.5N Series, DK2.5N-3L Series	1
DSD06-2.5XXXT	500	DP2.5N Series, DPP2.5N Series, DP2.5N-3L Series, DP2.5SG Series, DPES2.5 Series, DPD10-P001, DKD10-P001, DPHD10-P001, DPD16-P001, DPH2.5 Series, DPPES2.5, DK2.5L-3L	1


Plug-in bridge



Part number	Position	Compatible Products	Package
DSS2.5N-XXP	02~10, 20	DK2.5N, DK2.5N-TN, DK2.5N-TR, DKK2.5N, DKK2.5N-PV, DK2.5L-3L, DKES1.5N2, DKES1.5N3, DKK2.5N-L2PE, DKK2.5N-PE, DKK2.5N-TG, DKK2.5N-CP, DK2.5N-3L Series	2~4P : 50 / 5~10P, 20P : 10
DSS4N-XXP	02~10	DK4N, DK4N-TN, DK4N-TR, DK4NS Series, DKK4N Series,	2~4P : 50 / 5~10P : 10
DSS6N-XXP	02~10	DK6N, DK6N-TN	2~4P : 50 / 5~10P : 10
DSS10N-XXP	02~10	DK10N, DK10N-TN	10

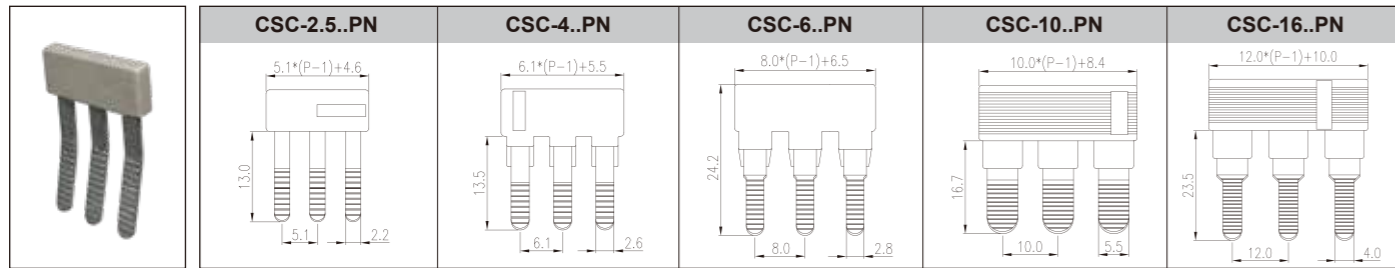


Part number	Position	Compatible Products	Package
DSS16N-02PN	02	DK16N, DK16T	10
DSS35N-02PN	02	DK35N	10
DSS2.5N-6688-XXP	02~05	DK2.5N, DK2.5N-TN, DKK2.5N Series, DK2.5N-3L Series, DK2.5L-3L	2P : 10 / 3~5P : 10



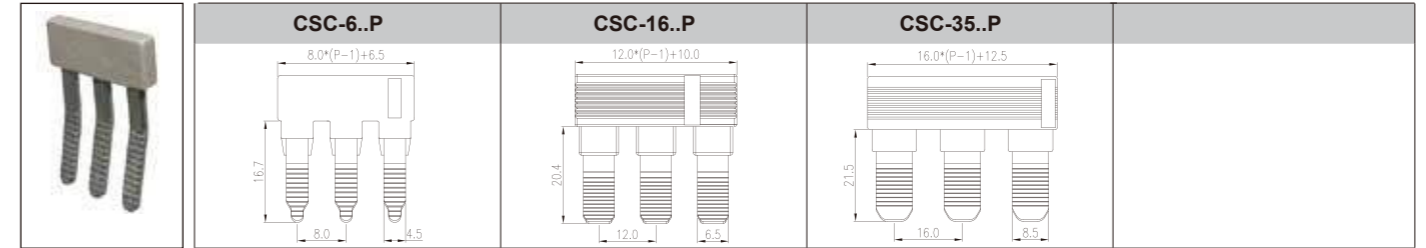
Part number	Length	Part Number	Package
DSD03-M1050	50mm	DPD6-P001, DPD6-P002	20
DSD03-M1500	500mm	DPD6-P001, DPD6-P002	5

Insertion bridge

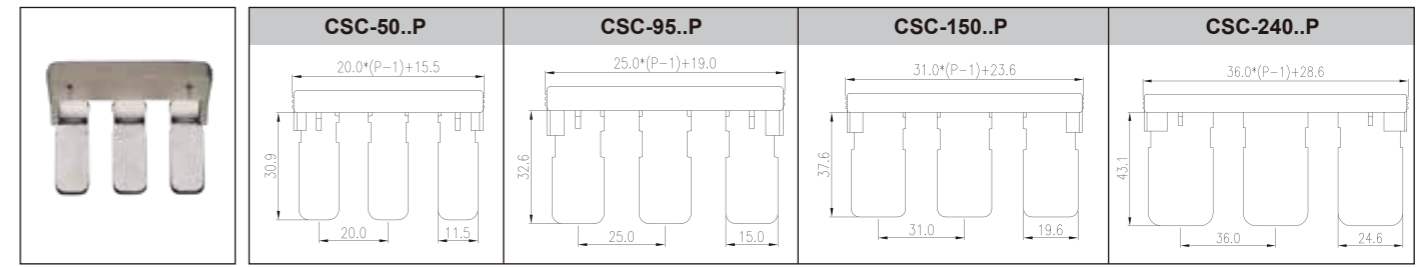


Part number	Position	Compatible Products	Package
CSC-2.5XXPN	02~10	DK2.5N Series, DKK2.5N Series, DK2.5N-3L Series, DK2.5L-3L	2~4P : 50 / 5~10P : 10
CSC-4XXPN	02~10	DK4N Series, DK4NS Series, DKK4N Series	2~4P : 50 / 5~10P : 10
CSC-6XXPN	02~10	DK6N, DK6N-TN, DK4N-TF, DK4N-TFLXX, DKK4N-TF, DKK4N-TFLXX	2~4P : 50 / 5~10P : 10
CSC-10XXPN	02~10	DK10N, DK10N-TN	10
CSC-16XXPN	02, 03, 10	DK10-TF	10

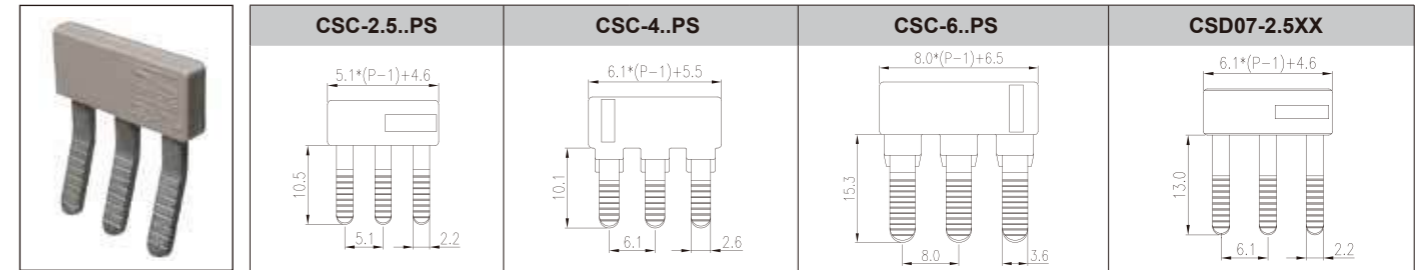
Insertion bridge



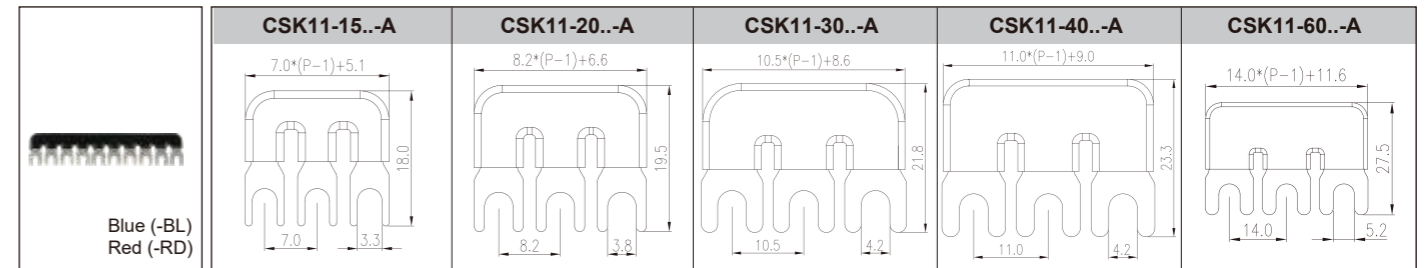
Part number	Position	Compatible Products	Package
CSC-6XXP	02~10	DK6N, DKTD6N	2~4P : 50 / 5~10P : 10
CSC-16XXP	02~04, 10	DK16H, DK16N, DK16T	10
CSC-35XXP	02~10	DK35H, DK35N	5



Part number	Position	Compatible Products	Package
CSC-50XXP	02, 03	DK50	1
CSC-95XXP	02, 03	DK95	1
CSC-150XXP	02, 03	DK150	1
CSC-240XXP	02, 03	DK240	1

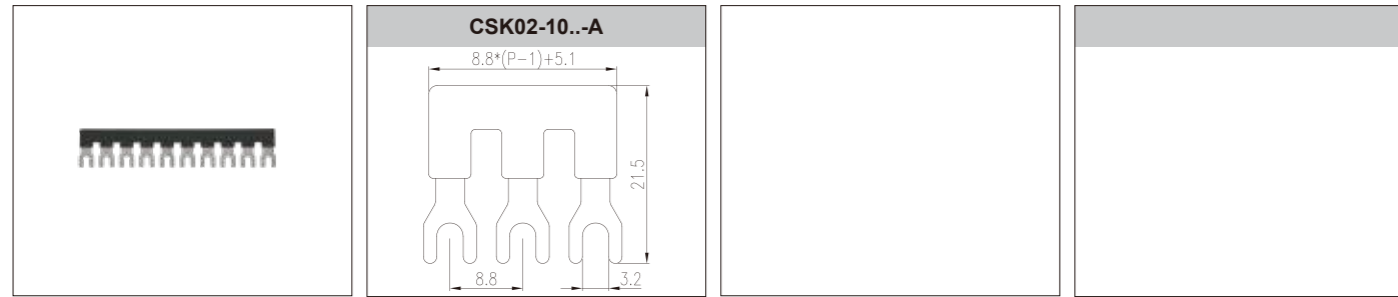


Part number	Position	Compatible Products	Package
CSC-2.5XXPS	02~10	DK2.5S, PM2.5N-XXP, DK2.5P	2~4P : 50 / 5~10P : 10
CSC-4XXPS	02~10	DK4S, PM4N-XXP, DK4P	2~4P : 50 / 5~10P : 10
CSC-6XXPS	02~10	DK6S, PM6N-XXP, DK6P	2~4P : 50 / 5~10P : 10
CSD07-2.5XX	02~10	DK2.5LU-3L	2~4P : 50 / 5~10P : 10



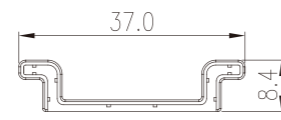
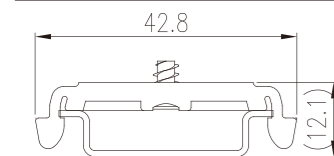
Part number	Position	Compatible Products	Package
CSK11-15XX-A	02, 03, 06, 20	DKU15, DKUP15-XXPK, DKB15N, DKB15N-XXPCK	2P, 3P : 50 / 6P, 10P, 20P : 10
CSK11-20XX-A	02, 03, 06, 20	DKU20, DKUP20-XXPK, DKB20N, DKB20N-XXPCK	2P, 3P : 50 / 6P, 10P, 20P : 10
CSK11-30XX-A	02, 03, 06, 10	DKU30, DKUP30-XXPK, DKB30N, DKB30N-XXPCK	2P, 3P : 50 / 6P, 10P : 10
CSK11-40XX-A	02, 03, 10	DKU40, DKUP40-XXPK, DKB40N, DKB40N-XXPCK	2P, 3P, 10P : 50
CSK11-60XX-A	02, 03	DKU60, DKUP60-XXPK, DKB60N, DKB60N-XXPCK	2P, 3P : 50

Insertion bridge

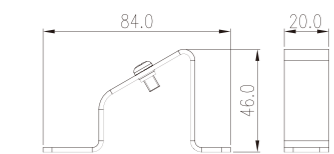


Part number	Position	Compatible Products	Package
CSK02-10XX-A	02-10	DKBB10, DKBB10-XXPCK	50

DIN Rail Cap

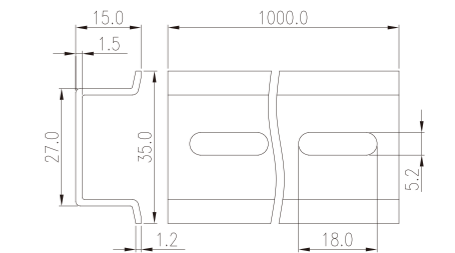
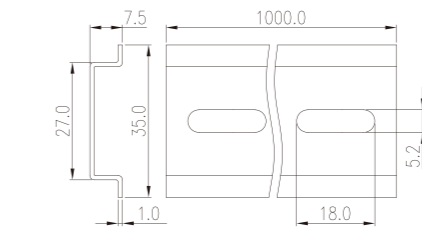
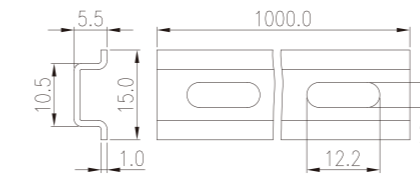



Part number	Compatible Products	Package
PMH	PM2.5N, PM4N, PM6N	50
TS-35C	TS-35	100



Part number	Compatible Products	Package
TS-35B01	TS-35-1000, TS-35/15-1000	50

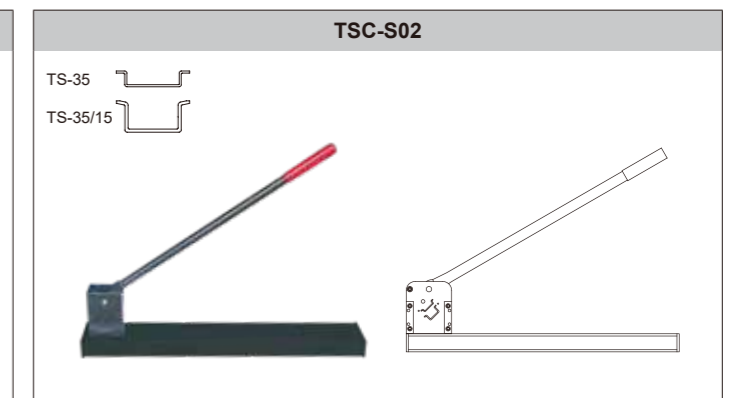
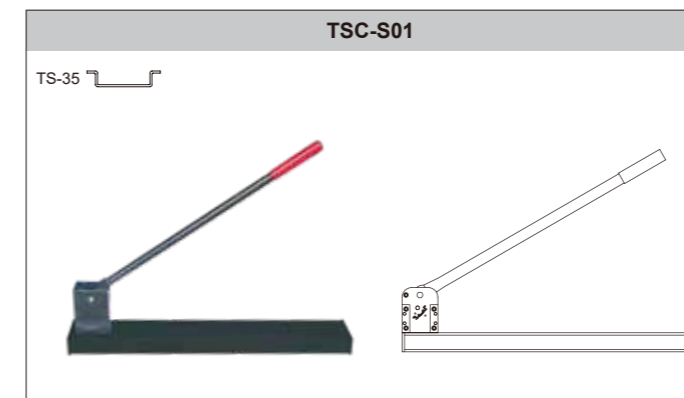
DIN Rail & DIN Rail Cutter



* Specific length of rail available upon request.

Part number	Compatible Product	Package
TS-15	DK..S Series	20
TS-35	DP..Series, DK..N Series, DK..Series, DKB..Series, DKU..Series, DKM..Series	20
TS-35/15	DP..Series, DK..N Series, DKB..Series, DKU..Series, DKM..Series	10

DIN Rail & DIN Rail Cutter



Part number	DIN Rail	Package
TSC-S01	TS-35	1
TSC-S02	TS-35, TS-35/15	1

Marking System

P/N : TMP-L01



Laser marker



P/N : TMP-004



D-Thermo
Thermal Transfer Printer

Laser Marker Printer TMP-L01

Order guide

Dinkle Laser Marker Printer TMP-L01 includes 6 parts:
 (1) Hex Wrench x 1 pc / (2) Marking label x 2 boxes / (3) Goggles x 1 pc /
 (4) Power cord x 1 pc / (5) USB cable x 1 pc / (6) USB x 1 pc

Features

- High marking speed , includes sorting and stacking functions, which can shorten the cycle time.
- Utilizing pulsed laser technology, it operates maintenance-free without the need for ink, ribbons, or toner, as the laser directly marks the material.
- A user-friendly interface integrates marking software for intuitive and time-saving operation. Marking files, and even image data, can be directly imported for easy use.

Operation

Simple to install and easy to learn the operation. Please visit Dinkle website to download the instruction manual of TMP-L01 Thermal Transfer Printer.

Technical data

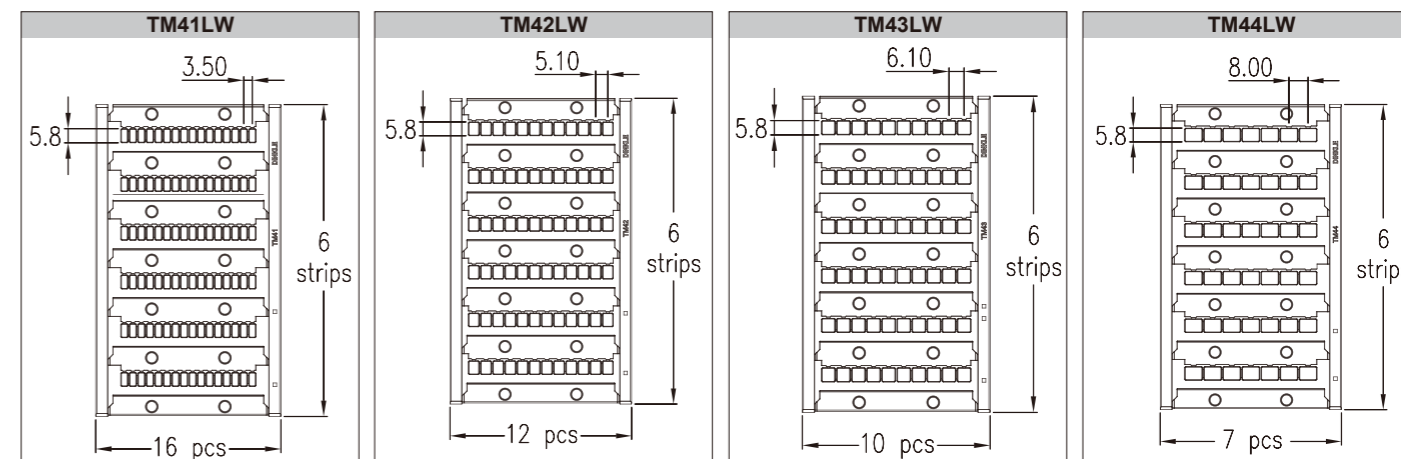
Product type	Marking system
Interface	USB-Type B connector
Supply voltage range	100 V~240 V /60 Hz
Power consumption	250 W
Laser system	pulsed 1064 nm CW
CW laser power	20W
Laser class	IV
Marking area	150 mm x 150 mm
Width	488 mm
Height	472 mm
Length	538 mm
Ambient temperature (operation)	10 °C ... 45 °C
Weight per piece	30.1 kg



Part number

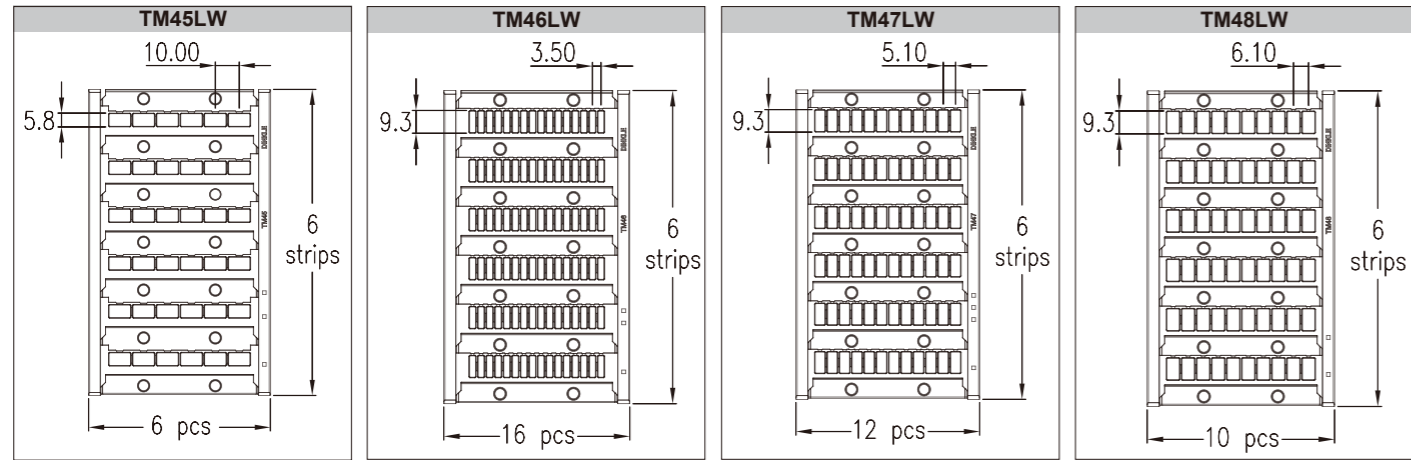
TMP-L01-B	With U.K power plug
TMP-L01-C	With China power plug
TMP-L01-E	With Europe power plug
TMP-L01-T	With Taiwan power plug
TMP-L01-U	With U.S.A. power plug

Marking Labels

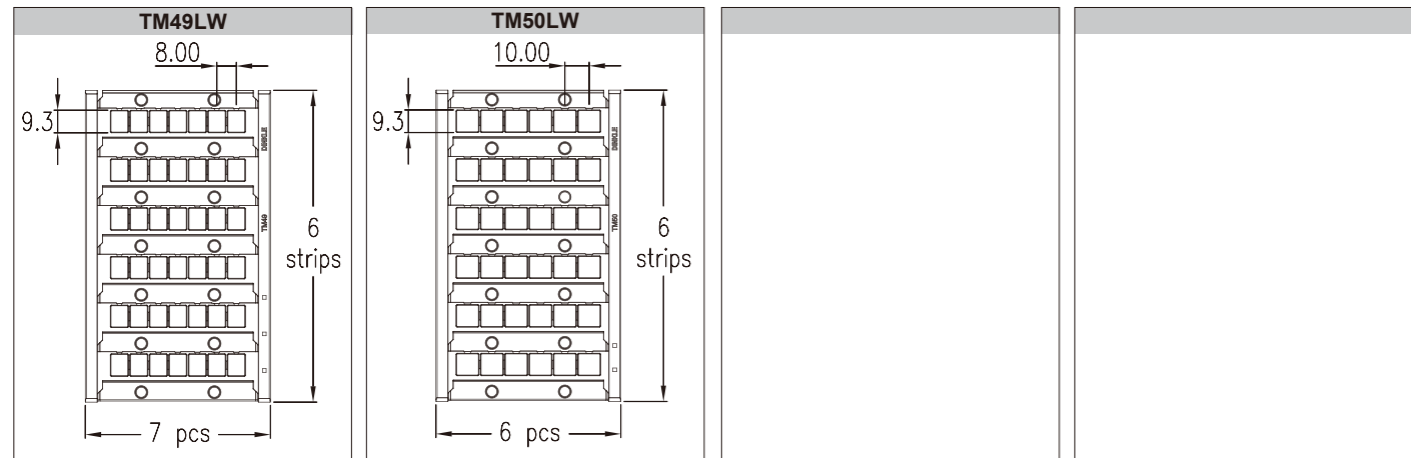


Part number	Width	Length	Tab number of each marking label	Pcs / box
TM41LW	3.5	5.8	16 x 6=96	20
TM42LW	5.1	5.8	12 x 6=72	20
TM43LW	6.1	5.8	10 x 6=60	20
TM44LW	8.0	5.8	7 x 6=42	20

Marking Labels

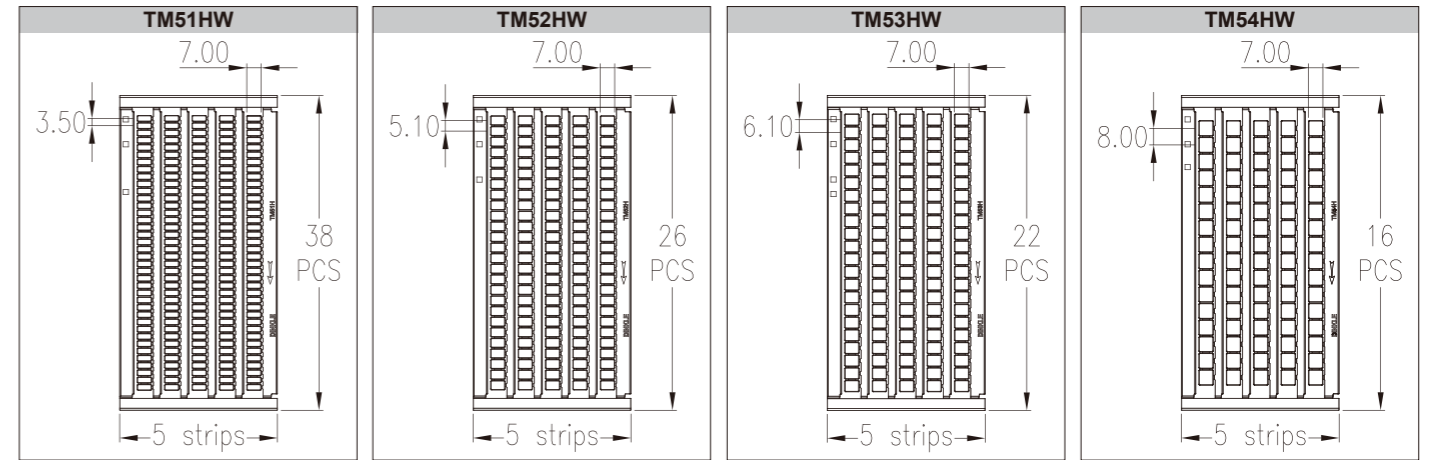


Part number	Width	Length	Tab number of each marking label	Pcs / box
TM45LW	10.0	5.8	6 x 6=36	20
TM46LW	3.5	9.3	16 x 6=96	20
TM47LW	5.1	9.3	12 x 6=72	20
TM48LW	6.1	9.3	10 x 6=60	20

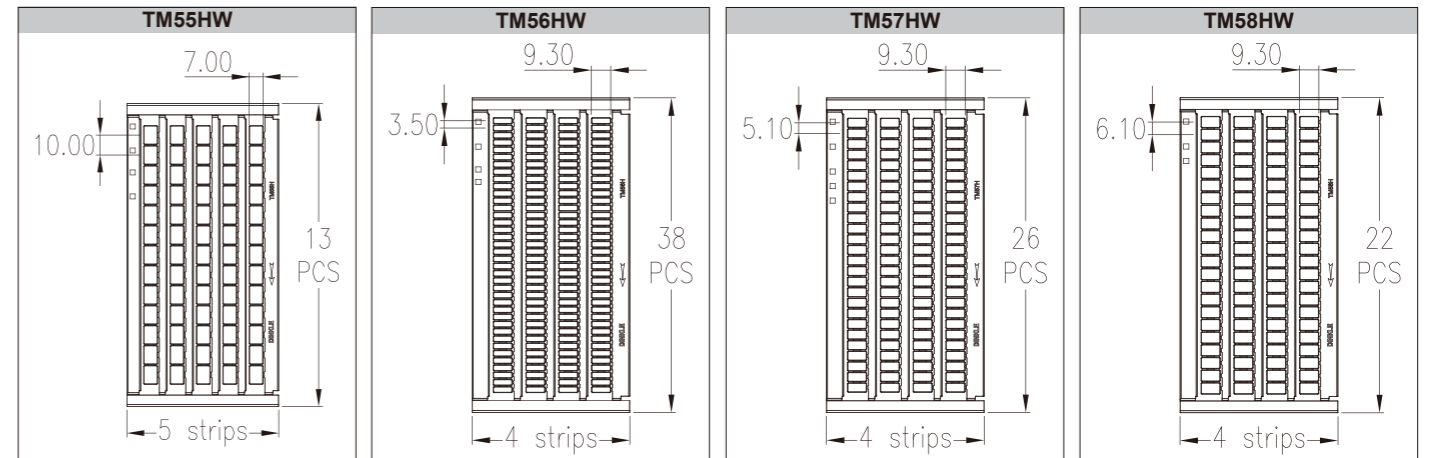


Part number	Width	Length	Tab number of each marking label	Pcs / box
TM49LW	8.0	9.3	7 x 6=42	20
TM50LW	10.0	9.3	6 x 6=36	20

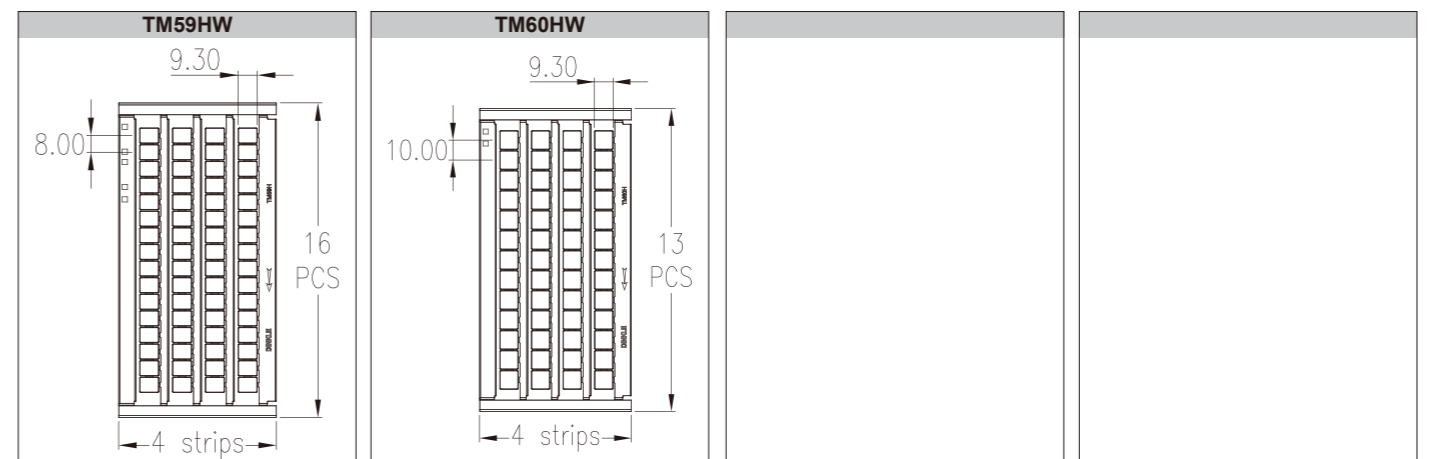
Marking Labels



Part number	Width	Length	Tab number of each marking label	Pcs / box
TM51HW	3.5	7.0	38 x 5=190	20
TM52HW	5.1	7.0	26 x 5=130	20
TM53HW	6.1	7.0	22 x 5=110	20
TM54HW	8.0	7.0	16 x 5=80	20



Part number	Width	Length	Tab number of each marking label	Pcs / box
TM55HW	10.0	7.0	13 x 5=65	20
TM56HW	3.5	9.3	38 x 4=152	20
TM57HW	5.1	9.3	26 x 4=104	20
TM58HW	6.1	9.3	22 x 4=88	20



Part number	Width	Length	Tab number of each marking label	Pcs / box
TM59HW	8.0	9.3	16 x 4=64	20
TM60HW	10.0	9.3	13 x 4=52	20

Applicable Comparison Table : Marking Labels for Terminal Blocks

Part number	TM41LW	TM42LW	TM43LW	TM44LW	TM45LW	TM46LW	TM47LW	TM48LW	TM49LW	TM50LW	Best application Available application
	TM51HW	TM52HW	TM53HW	TM54HW	TM55HW	TM56HW	TM57HW	TM58HW	TM59HW	TM60HW	
Length	5.8	5.8	5.8	5.8	5.8	10	10	10	10	10	
Width	3.5	5.1	6.1	8	10	3.5	5.1	6.1	8	10	
	Best application					Best application					DP1.5N, DP1.5N-PE, DP1.5N-TN, DP1.5N-TN-PE, DP1.5N-TR, DP1.5N-TR-PE, DPH1.5, DPH1.5-PE
	Best application										DPP1.5N, DPP1.5N-PV, DPP1.5N-L2PE, DPP1.5N-PE, DPH1.5SG
		Best application					Best application				DP2.5N Series, DP2.5N-3L-SPE, DPH2.5 Series, DKES1.5N2, DKES1.5N3
		Best application									DPP2.5N Series, DP2.5N-3L, DP2.5N-3L-PV, DP2.5N-3L-L3PE, DP2.5N-3L-PE, DPH1.5SGU, DK2.5S, DK1.5SG Series, PM2.5N-XXP, DK2.5L-3L, DK2.5P
		Available application									DPES2.5, DPES2.5-PE, DP2.5PG, DP2.5SG Series, DPES2.5, DPES2.5-PE
			Best application					Best application			DP4N, DP4N-PE, DP4N-TN, DP4N-TN-PE, DP4N-TR, DP4N-TR-PE, DP4N-3L-SPE
			Best application								DPP4N Series, DP4N-T Series, DP4N-TF Series, DP2.5NU Series, DPP2.5NU Series, DK2.5LU-3L, DK4P, DK4S, PM4N-XXP, SS2N
				Best application					Best application		DP6N, DP6N-PE, DP6N-TN, DP6N-TN-PE, DP6N-TR, DP6N-TR-PE, DP6N-TFV, DP6N-TFVXX, DPTD6N, DPTL6N, DPH6 Series, SS7N
											DP4N-TFH, DP4N-TFHL, DP6N-TF, DP6N-TFL, DPHTD6, DPHTDL6, PM10-XX
					Available application						DPD10-P001, DPD16-P001, DKD35-P001, DKD35-P002, DKD35-P003
										Best application	DP10, DP10-PE, DP10-TN, DP10-TN-PE, DKD10-P001, DPHD10-P001, DPH10 Series
					Available application						DP16, DP16-PE, DP16-TN, DP16-TN-PE, DPH16 Series
											DK10-TF
							Best application				DK2.5N Series, DKK2.5N Series, DK2.5N-3L Series
							Available application				DK2.5-PE
								Best application			DK4N Series, DKK4N Series
								Available application			DK4-PE
									Best application		DKK4-TF, DK4N-TF, DK4N-TFL, DK6N, DK6N-PE, DK6N-TN, DKTD6N, DK6S, DK6P, PM6N-XXP, SS4N, SS5N, SS8, SS11, SS13
										Best application	DK10N, DK10N-PE, DK10N-TN, SS6N
										Available application	DK10-PE, DK16N, DK16N-PE, DK16H, DK16-PE, DK16T, DK35N, DK35H, DK35H-PE, DK50, DK50-PE, DK95, DK95-PE, DK150, DK240, DKM Series

Thermal Transfer Printer TMP-004

Order guide

Dinkle Thermal Transfer Printer TMP-004 includes 10 parts:
 (1) Printer x 1 set / (2) Ribbon x 300M / (3) Empty ribbon core x 1 pc /
 (4) Ribbon hubs x 1 set (2 pcs) / (5) Label supply hub x 1 set / (6) AC adapter x 1 pc /
 (7) Label guide plates x 1 set (2 pcs) / (8) Label tray holder x 1 pc /
 (9) Power core x 1 pc / (10) USB cable x 1 pc

Features

- Applicable for all Dinkle TM-RXXX SERIES marking labels
- Excellent marking labels exclusively designed by Dinkle
- High printing speed: 50.1mm/sec. (suggested)
- Simple to install and easy to operate
- Connect by USB and Ethernet interfaces

Operation

Easy to learn the operation. Please visit Dinkle website to download the instruction manual of TMP-004 Thermal Transfer Printer.

Technical data

Print resolution	300 dpi
Print speed, max	102mm/s max., 50.1mm/s suggested
Print length (max)	1mum 200 mm
Print width (max)	90mm (with cutter: 50mm)
Ribbon	max length 300m ; width 101mm outer diameter 68mm Inner diameter 25.4mm
Interfaces	USB, RS-232, Ethernet 10/100 Mbps
Operating display	100 - 240VAC, 50-60Hz
Dimensions	333mm x 171mm x 226mm (TxHxW) USB 2.0, full speed slave, Ethernet 10/100Base-T Auto Switching 100-240V AC, 50-60Hz
Weight	2.5kg (excluding consumables)

D-Thermo
Thermal Transfer Printer



Part number

TMP-004-B	With U.K. power plug
TMP-004-C	With China power plug
TMP-004-E	With Europe power plug
TMP-004-T	With Taiwan power plug
TMP-004-U	With U.S.A. power plug

TMP-004 Accessories

Cutter



TMPD-01



TMPD-04

Part number	Cutting width	Pcs / box
TMPD-01	50 mm	1
TMPD-04	90 mm	1

Product Description

For cutting off the continuous flat marking labels
 *Consumables

Ribbon



Part number	Width	Pcs / box
TMPT-16	50 mm	20
TMPT-17	100 mm	20

Product Description

Color ribbon
 Color: Black
 Length: 300M
 *Consumables

Empty Ribbon Core



Part number	Pcs / box
TMPT-12	1

Product Description

As the other end of recycling printed ribbon
 *Consumables

Cleaning pen



Part number	Pcs / box
TMPC-05	2

Product Description

Cleaning pen
 *Consumables

Label Tray Holder



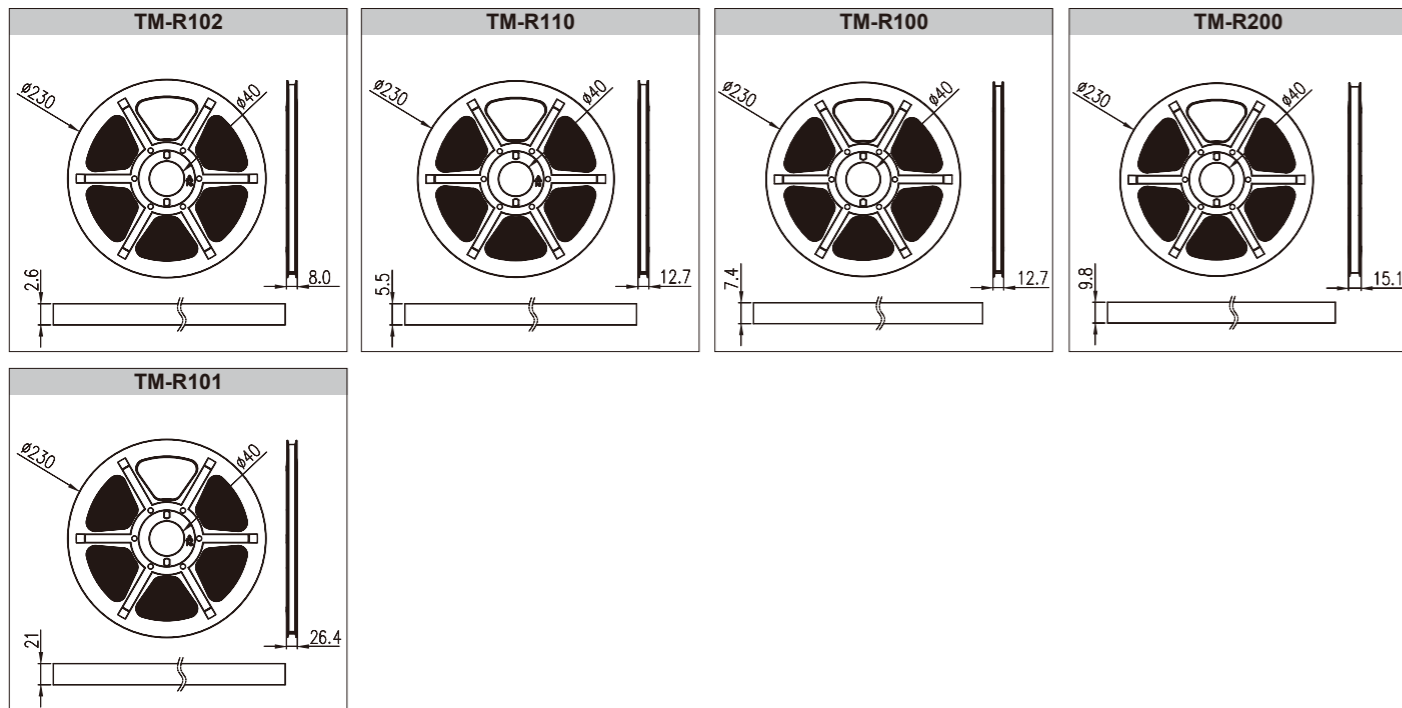
Part number	Pcs / box
TMPD-02	1

Product Description

For installation of TM-R series continuous flat marking labels
 Dimensions: 260x142x222mm (LxWxH)
 *Consumables



Continuous Flat Marking Labels



Part number	Width (mm)	Length (m)	Color	Pcs / Package
TM-R102	2.6	60	White	1
TM-R102-RD	2.6	60	Red	1
TM-R102-BL	2.6	60	Blue	1
TM-R102-YW	2.6	60	Yellow	1
TM-R102-BR	2.6	60	Brown	1
TM-R102-OR	2.6	60	Orange	1
TM-R102-GN	2.6	60	Green	1
TM-R110	5.5	60	White	1
TM-R110-RD	5.5	60	Red	1
TM-R110-BL	5.5	60	Blue	1
TM-R110-YW	5.5	60	Yellow	1
TM-R110-BR	5.5	60	Brown	1
TM-R110-OR	5.5	60	Orange	1
TM-R110-GN	5.5	60	Green	1
TM-R100	7.4	60	White	1
TM-R100-RD	7.4	60	Red	1
TM-R100-BL	7.4	60	Blue	1
TM-R100-YW	7.4	60	Yellow	1
TM-R100-BR	7.4	60	Brown	1
TM-R100-OR	7.4	60	Orange	1
TM-R100-GN	7.4	60	Green	1
TM-R200	9.8	60	White	1
TM-R200-RD	9.8	60	Red	1
TM-R200-BL	9.8	60	Blue	1
TM-R200-YW	9.8	60	Yellow	1
TM-R200-BR	9.8	60	Brown	1
TM-R200-OR	9.8	60	Orange	1
TM-R200-GN	9.8	60	Green	1
TM-R101	21	60	White	1
TM-R101-RD	21	60	Red	1
TM-R101-BL	21	60	Blue	1
TM-R101-YW	21	60	Yellow	1
TM-R101-BR	21	60	Brown	1
TM-R101-OR	21	60	Orange	1
TM-R101-GN	21	60	Green	1

Ferrules & Tools



- Various hand tools like wire cutter, stripper and crimper are ergonomically designed are all manufactured by high-quality materials, which durable and efficient operation makes wiring convenient.
- The ferrule is a tool to make easy and fast wiring, which can prevent the wire divergence to affect the safety and enlarge the conduct area. The wide range of diameters are suitable for variety application and conforms to DIN, ISO ANSI standards.

Hand Tools



- Specially mechanically designed for maximum crimping force
- Square crimp : Four sets of serrated surfaces used for square crimping to enhance the connection effect
- Cross section : 0.08~10mm² / AWG 28~7
- Self-adjustable to suit the wire size
- Save up to 40% manpower

Durability

The spring was made by hardened steel. Durable & flexible

40% OFF

manpower

Cost saving

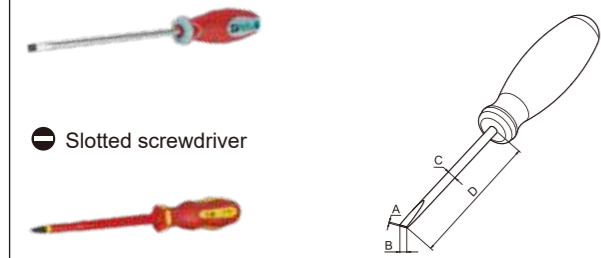
Mechanical design helps labor saving & cost saving.

Cost saving

The crimped wire with ferrule is in a square shape for easy connection.

Screwdrivers

Slotted Screwdriver



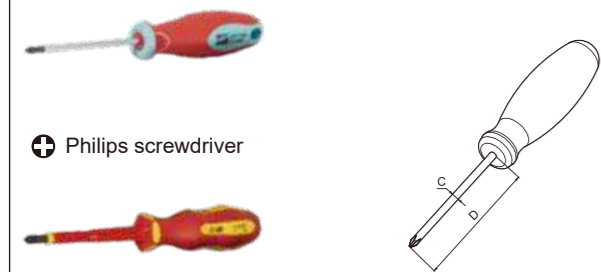
Part number	A	B	D	Pcs / box
DNT11-0102	0.4	2.5	75	12
DNT11-0107	0.6	3.5	100	12
DNT11-0109	0.8	4.0	100	12
DNT11-0111	1.0	5.5	150	12

Insulated slotted screwdriver




Part number	A	B	D	Pcs / box
DNT11-0301	0.4	2.5	75	12
DNT11-0307	0.6	3.5	100	12
DNT11-0303	0.8	4.0	100	12
DNT11-0304	1.0	5.5	125	12

Phillips Screwdriver



Part number	C	D	Pcs / box
DNT11-0201	#0 / 3.0	60	12
DNT11-0202	#1 / 5.0	80	12
DNT11-0205	#2 / 6.0	100	12
DNT11-0208	#3 / 8.0	150	6

Insulated philips screwdriver



Part number	C	D	Pcs / box
DNT11-0401	#0 / 3.0	60	12
DNT11-0402	#1 / 5.0	80	12
DNT11-0403	#2 / 6.0	100	12
DNT11-0404	#3 / 8.0	150	6

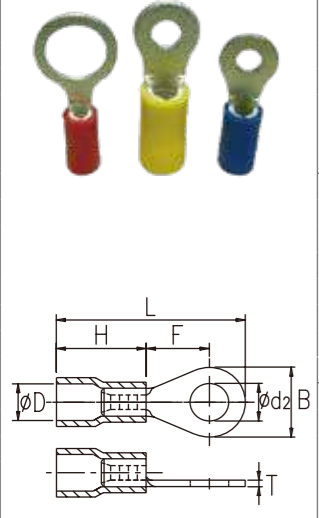
Ferrules For Single Wire

Diameter AWG (mm ²)	Part number	Package		Size (mm)				DIN 46228/4 color
		Pcs / bag	Bag / box	D1	D2	L1	L2	
24 (0.25)	DN00206D	1000	10	0.75	1.9	6	10	Light Blue
	8					12		
22 (0.34)	DN00306D	1000	10	0.8	1.9	6	10	Turquoise
	8					12		
20 (0.5)	DN00506D	500	10	1.0	2.6	6	12	White
	8					14		
18/20 (0.75)	DN00510D	500	8	1.2	2.8	10	16	Grey
	DN00706D					6	12	
	DN00708D					8	14	
	DN00710D					10	16	
18 (1)	DN00712D	500	6	1.4	3.0	12	18	Red
	DN01006D					6	12	
	DN01008D					8	14	
	DN01010D					10	16	
16 (1.5)	DN01012D	500	4	1.7	3.5	12	18	Black
	DN01508D					8	14	
	DN01510D					10	16	
	DN01512D					12	18	
14 (2.5)	DN01518D	500	4	2.2	4.2	18	24	Blue
	DN02508D					8	14	
	DN02510D					10	16	
	DN02512D					12	18	
12 (4)	DN02518D	500	2	2.8	4.8	18	26	Grey
	DN04010D					10	17	
	DN04012D					12	20	
10 (6)	DN04018D	500	1	3.5	6.3	18	26	Yellow
	DN06012D					12	20	
8 (10)	DN06018D	200	1	4.5	7.6	18	22	Red
	DN10012D					12	22	
6 (16)	DN10018D	200	1	5.8	8.8	18	28	Blue
	DN16012D					12	22	
4 (25)	DN16018D	100	1	7.3	11.2	18	28	Yellow
	DN25016D					16	30	
	DN25018D					18	30	
2 (35)	DN25022D	100	1	8.3	12.7	22	36	Red
	DN35016D					16	30	
	DN35018D					18	32	
1 (50)	DN35025D	50	1	10.3	15.0	25	39	Blue
	DN50020D					20	36	
2 / 0 (70)	DN50025D	50	1	13.5	16.0	25	40	Yellow
	DN70021D					21	37	
3 / 0 (95)	DN95025D	50	1	14.7	18.0	25	44	Red
	DN96027D					27	48	
4 / 0 (120)	DN97032D	20	1	16.7	20.0	27	48	Blue
	DN97032D					32	58	
250kcmil (150)	DN97032D	20	1	19.5	23.0	32	58	Yellow

Ferrules For Double Wires

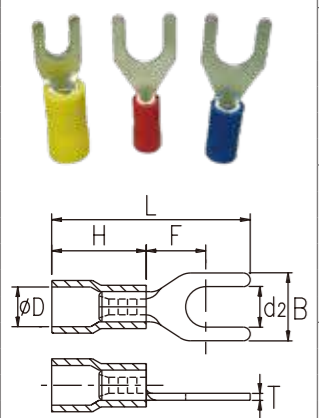
Diameter (mm ²)	Part number	Package		Size (mm)				DIN 46228/4 color
		Pcs / bag	Bag / box	D1	W / D2	L1	L2	
2X0.50	DN00508B	500	5	1.5	2.5 / 4.7	8.0	15.0	White
2X0.75	DN00708B	500	5	1.8	2.8 / 5.0	8.0	15.0	Grey
	DN00710B					10.0	17.0	
2X1.00	DN01008B	500	4	2.05	3.4 / 5.4	8.0	15.0	Red
	DN01010B					10.0	17.0	
2X1.50	DN01508B	500	2	2.3	3.6 / 6.6	8.0	16.0	Black
	DN01512B					12.0	20.0	
2X2.50	DN02510B	500	1	2.8	4.2 / 7.8	10.0	18.5	Blue
	DN02513B					13.0	21.5	
2X4.00	DN04012B	200	2	3.7	4.9 / 8.8	12.0	23.0	Grey
2X6.00	DN06014B	200	1	4.8	6.9 / 10.0	14.0	26.0	Yellow
2X10.00	DN10014B	50	2	6.4	7.6 / 12.8	14.0	26.5	Red
2X16.00	DN16014B	50	2	8.3	9.6 / 18.6	14.0	31.5	Blue

Ring Terminals



Diameter AWG (mm ²)	Part number	Package		Size (mm)								DIN 46228/4 color
		Pcs / bag	Bag / box	Ød2	B	F	L	H	ØD	T		
22~16 (0.5~1.5)	DNH1-132	1000	1	3.2	5.5	4.75	17.0	9.5	4.0	0.75	● Red	
	DNH1-137	1000	1	3.7	5.5	4.75	17.0					
	DNH1-137B			3.7	6.6	6.3	19.1					
	DNH1-143	1000	1	4.3	6.6	6.3	19.1					
	DNH1-143B			4.3	8.0	7.0	20.5					
	DNH1-153	1000	1	5.3	8.0	7.0	20.5					
	DNH1-164	200	2	6.4	11.6	9.7	25.0					
	DNH1-184	200	2	8.4	11.6	9.7	25.0					
DNH1-110	200	1	10.5	14.0	12.0	28.5						
16~14 (1.5~2.5)	DNH1-232	1000	1	3.2	6.4	4.3	17.5	10.0	4.5	0.75	● Blue	
	DNH1-237	1000	1	3.7	6.4	4.3	17.5					
	DNH1-243	1000	1	4.3	6.6	6.3	19.6					
	DNH1-243B	500	1	4.3	8.5	7.75	22.0					
	DNH1-253	200	2	5.3	9.5	7.25	22.0					
	DNH1-264	200	1	6.4	12.0	11.0	27.0					
	DNH1-284	200	1	8.4	12.0	11.0	27.0					
	DNH1-210	200	1	10.5	14.0	12.0	29.0					
12~10 (4~6)	DNH1-537	500	1	3.7	7.2	5.9	22.5	13.0	6.8	0.95	● Yellow	
	DNH1-543	200	2	4.3	9.5	8.25	26.0					
	DNH1-553	200	2	5.3	9.5	8.25	26.0					
	DNH1-564	200	1	6.4	12.0	10.5	29.5					
	DNH1-584	200	1	8.4	15.0	13.5	34.0					
	DNH1-510	200	1	10.5	15.0	13.5	34.0					

Fork Terminals



Diameter AWG (mm ²)	Part number	Package		Size (mm)								DIN 46228/4 color
		Pcs / bag	Bag / box	Ød2	B	F	L	H	ØD	T		
22~16 (0.5~1.5)	DNH2-137	1000	1	3.7	5.7	6.5	20.7	9.5	4.0	0.75	● Red	
	DNH2-137B			3.7	6.4	6.5	20.7					
	DNH2-143	1000	1	4.3	6.4	6.5	20.7					
	DNH2-143B			4.3	7.2	6.5	20.7					
	DNH2-153	500	1	5.3	8.1	6.5	20.7					
	DNH2-164	200	2	6.4	11.0	10.0	25.0					
16~14 (1.5~2.5)	DNH2-237	500	1	3.7	5.7	6.5	21.2	10	4.5	0.75	● Blue	
	DNH2-237B			3.7	6.4	6.5	21.2					
	DNH2-243	500	1	4.3	6.4	6.5	21.2					
	DNH2-243B			4.3	7.2	6.5	21.2					
	DNH2-253	200	2	5.3	8.1	6.5	21.2					
	DNH2-264	200	2	6.4	11.0	10.0	25.5					
12~10 (4~6)	DNH2-537	200	2	3.7	8.2	7.2	24.7	13	6.8	0.95	● Yellow	
	DNH2-543	200	2	4.3	8.2	7.2	24.7					
	DNH2-553	200	2	5.4	9.0	7.2	24.7					
	DNH2-564	200	1	6.4	12.0	11.0	31.0					

Standard cross section of copper conductors

Conductor cross section (mm ²)	Theoretical Diameter of the largest conductor			
	Metric			AWG / Kcmil
	Rigid		Flexible (mm)	
	Solid (mm)	Stranded (mm)		
0.2	0.51	0.53	0.61	24
0.34	0.63	0.66	0.8	22
0.5	0.9	1.1	1.1	20
0.75	1.0	1.2	1.3	18
1	1.2	1.4	1.5	-
1.5	1.5	1.7	1.8	16
2.5	1.9	2.2	2.3	14
4	2.4	2.7	2.9	12
6	2.9	3.3	3.9	10
10	3.7	4.2	5.1	8
16	4.6	5.3	6.3	6
25	-	6.6	7.8	4
35	-	7.9	9.2	2
50	-	9.1	11	1/0
70	-	11	13.1	2/0
95	-	12.9	15.1	3/0
-	-	-	-	4/0
120	-	14.5	17	250kcmil

Conductor size (AWG) and rated current (UL 486-486B)

Conductor size (AWG or Kcmil)	Conductor size (mm ²)	Assigned maximum ampere rating (A)
30	0.05	0.5
28	0.08	0.8
26	0.13	1
24	0.20	2
22	0.32	3
20	0.52	5
18	0.82	7
16	1.31	10
14	2.08	15
12	3.31	20
10	5.26	30
8	8.37	50
6	13.3	65
4	21.2	85
3	26.7	100
2	33.6	115
1	42.4	130
1/0	53.5	150
2/0	67.4	175
3/0	85	200
4/0	107	230

Conductor size (Metric) and rated current (IEC 60947-1)

Conductor size (mm ²)	Conductor size (AWG or Kcmil)	Assigned maximum ampere rating (A)
0.05	30	-
0.08	28	-
0.13	26	-
0.20	24	4
0.34	22	5
0.5	20	6
0.75	18	9
1	-	13.5
1.5	16	17.5
2.5	14	24
4	12	32
6	10	41
10	8	57
16	6	76
25	4	101
35	2	125
50	1/0	150
70	2/0	192
95	3/0	232
120	250 Kcmil	269

Index

Part number	Page	Part number	Page	Part number	Page	Part number	Page
01		AKP-FUFL250S	68	DK2.5N-TR	83	DKB300-XXPCK	150
0126-11XX	158	AKP-FUFS	68	DK2.5N-VE	118	DKB30N	140
0126-12XX	158	B		DK2.5N-VJ	117	DKB30N-XXPK	148
0161-12XXLSQK01	163	C		DK2.5N-VK	118	DKB40N	140
0175L1	78	CSC-10XXPN	177	DK2.5N-VN	118	DKB40N-XXPK	148
0175-T002	78	CSC-150XXP	178	DK2.5N-VT	118	DKB500	142
0175-T003	78	CSC-16XXP	178	DK2.5P	122	DKB500-XXPCK	150
02		CSC-16XXPN	177	DK2.5-PE	87	DKB60N	140
0207-0100	48	CSC-2.5XXPN	177	DK2.5S	121	DKB60N-XXPK	148
0207-01C	48	CSC-2.5XXPS	178	DK240	81	DKB80	141
0208-E001	20	CSC-240XXP	178	DK25N-TFL690	116	DKB80-XXPCK	149
0208-E002	20	CSC-35XXP	178	DK35H	79	DKBB10	139
0208-E003	20	CSC-4XXPN	177	DK35H-PE	85	DKBB10-XXPK	147
0208-E004	20	CSC-4XXPS	178	DK35N	79	DKBC100-1000	78/169
0208-T001	20	CSC-50XXP	178	DK4N	77	DKBC150-1000	78/169
0208-T002	20	CSC-6XXP	178	DK4N-CP	106	DKBC200-1000	141
0208-T003	20	CSC-6XXPN	177	DK4N-M	107	DKBC300	141
0208-T004	20	CSC-6XXPS	178	DK4N-MLXX*	107	DKBC500	141
0218-23XXM025613LS	159	CSC-95XXP	178	DK4N-PE	84	DKBC60-1000	78/169
0218-23XXM025623LS	159	CSD07-2.5XX	178	DK4N-T	106	DKBH285-XXPCK	151
0218-23XXM025633LS	160	CSK02-10XX-A	179	DK4N-TF	115	DKBH420-XXPCK	151
0218-27XXM025613LS	160	CSK11-15XX-A	178	DK4N-TFLXX*	115	DKBHA285	151
0218-27XXM025623LS	160	CSK11-20XX-A	178	DK4N-TG	106	DKBHA420	151
0218-27XXM025633LS	160	CSK11-30XX-A	178	DK4N-TN	82	DKD10-P001	43
0218-2GXXM025613LS	161	CSK11-40XX-A	178	DK4N-TR	83	DKD35-P001	44
0218-2GXXM025633LS	161	CSK11-60XX-A	178	DK4NS-CP	112	DKD35-P002	44
0229-M5XXY	163	D		DK4NS-M	113	DKD35-P003	44
0288-ADXXLS	159	DK1.5SG	101	DK4NS-MLXX*	113	DKES1.5N2	102
1		DK1.5SG-L24	101	DK4NS-T	112	DKES1.5N3	102
2		DK1.5SGF-PE	101	DK4NS-TF	114	DKK10N	90
2EHDRD-XXP	166	DK10N	78	DK4NS-TFLXX*	114	DKK10N-L2PE	94
2EHDRDM-XXP	166	DK10N-PE	85	DK4NS-TG	112	DKK10N-PE	96
2ESDHM-XXPLSQK01	164	DK10N-TN	82	DK4P	122	DKK10N-PV	92
2ESDV-XXP	166	DK10-PE	87	DK4S	121	DKK2.5N	89
2ESDVM-XXP	166	DK10-TF	116	DK4-PE	87	DKK2.5N-CP	108
2ESS-XXP	166	DK150	80	DK50	80	DKK2.5N-D01	98
2ESSM-XXP	166	DK16H	79	DK50-PE	86	DKK2.5N-D02	99
3		DK16N	78	DK6N	77	DKK2.5N-D03	99
3ESDHM-XXPLSQK01	164	DK16N-PE	85	DK6N-PE	84	DKK2.5N-D04	99
A		DK16-PE	88	DK6N-TN	82	DKK2.5N-L2PE	94
AKP-CP	54	DK16T	78	DK6P	122	DKK2.5N-M	109
AKP-TP	54	DK2.5L-3L	91	DK6S	121	DKK2.5N-MLXX*	109
AKSPS-001-OR	174	DK2.5LU-3L	91	DK95	80	DKK2.5N-PE	96
AKSPS-002-OR	174	DK2.5N	77	DK95-PE	86	DKK2.5N-PV	92
AKSPS-003-OR	174	DK2.5N-3L	91	DKB100N	141	DKK2.5N-T	108
AKSPS-004-OR	174	DK2.5N-3L-L3PE	95	DKB100N-XXPCK	149	DKK2.5N-TG	108
AKSPS-005-OR	174	DK2.5N-3L-PE	97	DKB150	141	DKK4N	90
AKP-FUF(5X20)	65	DK2.5N-3L-PV	93	DKB150-XXPCK	149	DKK4N-CP	110
AKP-FUFL24(5X20)	65	DK2.5N-CP	104	DKB15N	139	DKK4N-L2PE	94
AKP-FUFL60(5X20)	65	DK2.5N-M	105	DKB15N-XXPK	147	DKK4N-M	111
AKP-FUFL110(5X20)	65	DK2.5N-MLXX*	105	DKB200	142	DKK4N-MLXX*	111
AKP-FUFL250(5X20)	65	DK2.5N-PE	84	DKB200-XXPCK	150	DKK4N-PE	96
AKP-FUFL24S	68	DK2.5N-T	104	DKB20N	140	DKK4N-PV	92
AKP-FUFL60S	68	DK2.5N-TG	104	DKB20N-XXPK	147	DKK4N-T	110
AKP-FUFL110S	68	DK2.5N-TN	81	DKB300	142	DKK4N-TF	115

Index

Part number	Page	Part number	Page	Part number	Page	Part number	Page
DKK4N-TFLXX*	116	DKU30	138	DN06012D	190	DNH2-264	191
DKK4N-TG	110	DKU40	138	DN06014B	190	DNH2-537	191
DKM10	133	DKU60	138	DN06018D	190	DNH2-543	191
DKM12	133	DKUP15-XXPK	146	DN10012D	190	DNH2-553	191
DKM120	126	DKUP20-XXPK	146	DN10014B	190	DNH2-564	191
DKM120-U	130	DKUP30-XXPK	146	DN10018D	190	DNT11-0102	189
DKM150	127	DKUP40-XXPK	146	DN16012D	190	DNT11-0107	189
DKM150-U	131	DKUP60-XXPK	146	DN16014B	190	DNT11-0109	189
DKM185	127	DKUU20	137	DN16018D	190	DNT11-0111	189
DKM185-U	131	DKUUP20-XXPK	146	DN25016D	190	DNT11-0201	189
DKM240	127	DKZ120	169	DN25018D	190	DNT11-0202	189
DKM240-U	131	DKZ16	168	DN25022D	190	DNT11-0205	189
DKM25	125	DKZ35	168	DN35016D	190	DNT11-0208	189
DKM25-U	129	DKZ35A	168	DN35018D	190	DNT11-0301	189
DKM35	125	DKZ4	168	DN35025D	190	DNT11-0303	189
DKM35-U	129	DKZ4E	168	DN50020D	190	DNT11-0304	189
DKM5	132	DKZ4E-YG	168	DN50025D	190	DNT11-0307	189
DKM50	125	DKZ70A	168	DN70021D	190	DNT11-0401	189
DKM50-U	129	DKZ70B	169	DN95025D	190	DNT11-0402	189
DKM6	132	DN00206D	190	DN96027D	190	DNT11-0403	189
DKM70	126	DN00208D	190	DN97032D	190	DNT11-0404	189
DKM70-U	130	DN00306D	190	DNH1-110	191	DNT13-0102	189
DKM8	132	DN00308D	190	DNH1-132	191	DP1.5N	19
DKM95	126	DN00506D	190	DNH1-137	191	DP1.5N-PE	25
DKM95-U	130	DN00508B	190	DNH1-137B	191	DP1.5N-TN	21
DKMC-01	127	DN00508D	190	DNH1-143	191	DP1.5N-TN-PE	27
DKMC-01	127	DN00510D	190	DNH1-143B	191	DP1.5N-TR	23
DKMC-03	127	DN00706D	190	DNH1-153	191	DP1.5N-TR-PE	29
DKMC-04	127	DN00708B	190	DNH1-164	191	DP10	20
DKMC10/12	133	DN00708D	190	DNH1-184	191	DP10-PE	26
DKMC5	133	DN00710B	190	DNH1-210	191	DP10-TN	22
DKMC6	133	DN00710D	190	DNH1-232	191	DP10-TN-PE	28
DKMC8	133	DN00712D	190	DNH1-237	191	DP16	20
DKMDS01-XXP	127	DN01006D	190	DNH1-243	191	DP16-PE	26
DKMDS02-XXP	127	DN01008B	190	DNH1-243B	191	DP16-TN	22
DKMDS03-XXP	127	DN01008D	190	DNH1-253	191	DP16-TN-PE	28
DKMDS04-XXP	127	DN01010B	190	DNH1-264	191	DP2.5N	19
DKMSPS-001	133	DN01010D	190	DNH1-284	191	DP2.5N-3L	33
DKMSPS-002	133	DN01012D	190	DNH1-510	191	DP2.5N-3L-L3PE	36
DKNSPS-001-OR	173	DN01508B	190	DNH1-537	191	DP2.5N-3L-PE	38
DKNSPS-002-OR	173	DN01508D	190	DNH1-543	191	DP2.5N-3L-PV	34
DKNSPS-003-OR	173	DN01510D	190	DNH1-553	191	DP2.5N-3L-SPE	36
DKNSPS-004-OR	173	DN01512B	190	DNH1-564	191	DP2.5N-CP	54
DKNSPS-005-OR	174	DN01512D	190	DNH1-584	191	DP2.5N-M	55
DKNSPS-006-OR	119	DN01518D	190	DNH2-137	191	DP2.5N-MLXX*	55
DKNSPS-007-OR	119	DN02508D	190	DNH2-137B	191	DP2.5N-PE	25
DKNSPS-008-OR	174	DN02510B	190	DNH2-143	191	DP2.5N-T	54
DKNSPS-009-OR	174	DN02510D	190	DNH2-143B	191	DP2.5N-TG	54
DKNSPS-010-OR	174	DN02512D	190	DNH2-153	191	DP2.5N-TN	21
DKTD6N	119	DN02513B	190	DNH2-164	191	DP2.5N-TN-CP	58
DKTD6ND	120	DN02518D	190	DNH2-237	191	DP2.5N-TN-M	59
DKTD6N-KP	119	DN04010D	190	DNH2-237B	191	DP2.5N-TN-MLXX*	59
DKTD6S	120	DN04012B	190	DNH2-243	191	DP2.5N-TN-PE	27
DKU15	137	DN04012D	190	DNH2-243B	191	DP2.5N-TN-T	58
DKU20	137	DN04018D	190	DNH2-253	191	DP2.5N-TN-TG	58

Index

Part number	Page	Part number	Page	Part number	Page	Part number	Page
DP2.5N-TR	23	DP6N-TR-PE	30	DPP2.5N-D04	40	DSD03-4/6	175
DP2.5N-TR-CP	60	DPD10-P001	43	DPP2.5N-L2PE	35	DSD03-6/16	175
DP2.5N-TR-M	61	DPD16-P001	44	DPP2.5N-LXX*	33	DSD03-M1XXX	42/177
DP2.5N-TR-MLXX*	61	DPD6C	42	DPP2.5N-M	63	DSD06-2.5XXXT	176
DP2.5N-TR-PE	29	DPD6C-38	42	DPP2.5N-MLXX*	63	DSH1	169
DP2.5N-TR-T	60	DPD6C-83	42	DPP2.5N-PE	37	DSH2	169
DP2.5N-TR-TG	60	DPD6-P001	42	DPP2.5N-PV	34	DSHG	169
DP2.5NU-TN-T	65	DPD6-P002	42	DPP2.5N-T	62	DSS10N-XXP	177
DP2.5NU-TN-TF	65	DPES2.5	49	DPP2.5N-TG	62	DSS16N-02PN	177
DP2.5NU-TN-TFLXX*	65	DPES2.5-PE	51	DPP2.5NU-T	70	DSS2.5N-6688-XXP	177
DP2.5NU-TR-T	66	DPES2.5-TR	51	DPP2.5NU-TF	70	DSS2.5N-XXP	177
DP2.5NU-TR-TF	66	DPH1.5	2	DPP2.5NU-TFLXX*	70	DSS35N-02PN	177
DP2.5NU-TR-TFLXX*	66	DPH1.5-PE	4	DPP2.5NV	32	DSS4N-XXP	177
DP2.5PGA	50	DPH1.5SG	14	DPP4N	32	DSS6N-XXP	177
DP2.5PGB	50	DPH1.5SGU	14	DPP4N-L2PE	35	E	
DP2.5SG	45	DPH10	3	DPP4N-PE	37	ECSH116M-XXPLSQK01	165
DP2.5SGC	46	DPH10-DP	6	DPP4N-PV	34	ECSH381VMXXPLSQK01	164
DP2.5SGC-PE	46	DPH10-DP-PE	10	DPPE2.5	49	F-L	
DP2.5SG-L24	46	DPH10-DP-TN	8	DPPE2.5-PE	52	M	
DP2.5SGR	47	DPH10-DP-TN-PE	12	DPPE2.5-PV	49	MKG-001	172
DP2.5SGRC-PE	48	DPH10-PE	5	DP-PR	50	MKG-002	172
DP2.5SGR-L24	47	DPH16	3	DP-PZ-02P	50	MKG-003	172
DP2.5SGRT	47	DPH16-DP	7	DP-PZ-04P	50	MKG-004	172
DP2.5SGRT-L24	48	DPH16-DP-PE	11	DPSS2.5-TR	51	MKH-001	173
DP2.5SGT	46	DPH16-DP-TN	9	DPTD6N	73	MKH-002	173
DP2.5SGT-L24	46	DPH16-DP-TN-PE	13	DPTD6N-D05	74	MKL	173
DP4N	19	DPH16-PE	5	DPTD6N-D06	74	MKL-001	173
DP4N-3L-SPE	36	DPH2.5	2	DPTL6N	73	MKP-502	173
DP4N-CP	56	DPH2.5-DP	6	DS16-XXP	176	MKP-503	173
DP4N-M	57	DPH2.5-DP-PE	10	DS35-XXP	176	MKW	173
DP4N-MLXX*	57	DPH2.5-DP-TN	8	DS6B01-XX	119	N-O	
DP4N-PE	25	DPH2.5-DP-TN-PE	12	DS6B02-XX	119	P	
DP4N-T	56	DPH2.5-PE	4	DSD01-10XXN	176	PM10H-16P	156
DP4N-TF	67	DPH6	2	DSD01-1602N	176	PM16H-16P	156
DP4N-TFH	69	DPH6-DP	6	DSD01-2.5XXN	176	PM2.5N-XXP	155
DP4N-TFHB	69	DPH6-DP-PE	10	DSD01-4XXN	176	PM4H-16P	156
DP4N-TFHLXX*	69	DPH6-DP-TN	8	DSD01-6XXN	176	PM4N-XXP	155
DP4N-TFLXX*	67	DPH6-DP-TN-PE	12	DSD02-1.580	101	PM6H-16P	156
DP4N-TFU	71	DPH6-PE	4	DSD02-2.5/10	175	PM6N-XXP	155
DP4N-TFULXX*	71	DPHD10-P001	43	DSD02-2.5/16	175	PMH	179
DP4N-TG	56	DPHTD6	15	DSD02-2.5/6	175	Q-R	
DP4N-TN	21	DPHTL6	15	DSD02-2.5XXXT	176	S	
DP4N-TN-PE	27	DPM-FU(5X20)	55	DSD02-4/10	175	SS2N	172
DP4N-TR	23	DPM-FUL24(5X20)	55	DSD02-4/16	175	SS4N	172
DP4N-TR-PE	29	DPM-FUL250(5X20)	55	DSD02-4/6	175	SS5N	172
DP6N	20	DPM-FUL60(5X20)	55	DSD02-6/16	175	SS6N	172
DP6N-PE	26	DPP1.5N	31	DSD03-1.5/2.5	175	SS7N	172
DP6N-T	68	DPP1.5N-L2PE	35	DSD03-1.5/4	175	SS8	172
DP6N-TFLXXS	68	DPP1.5N-PE	37	DSD03-1.5XX	176	SS11	172
DP6N-TFS	68	DPP1.5N-PV	34	DSD03-2.5/10	175	SS13	172
DP6N-TFV	71	DPP2.5N	32	DSD03-2.5/16	175	T	
DP6N-TFVLXX*	72	DPP2.5N-CP	62	DSD03-2.5/4	175	TFH-FU(5X20)	69
DP6N-TN	22	DPP2.5N-D01	39	DSD03-2.5/6	175	TFH-FUL24(5X20)	69
DP6N-TN-PE	28	DPP2.5N-D02	40	DSD03-4/10	175	TFH-FUL60(5X20)	69
DP6N-TR	24	DPP2.5N-D03	40	DSD03-4/16	175	TFH-FUL110(5X20)	69

Index

Part number	Page	Part number	Page	Part number	Page	Part number	Page
TFH-FUL250(5X20)	69						
TM41LW	182						
TM42LW	182						
TM43LW	182						
TM44LW	182						
TM45LW	183						
TM46LW	183						
TM47LW	183						
TM48LW	183						
TM49LW	183						
TM50LW	183						
TM51HW	184						
TM52HW	184						
TM53HW	184						
TM54HW	184						
TM55HW	184						
TM56HW	184						
TM57HW	184						
TM58HW	184						
TM59HW	184						
TM60HW	184						
TMP-004	186						
TMPC-05	186						
TMPD-01	186						
TMPD-02	186						
TMPD-03	186						
TMPD-04	186						
TMP-L01	182						
TMPT-12	186						
TMPT-16	186						
TMPT-17	186						
TM-R100	187						
TM-R101	187						
TM-R102	187						
TM-R110	187						
TM-R200	187						
TS-15-1000	180						
TS-35/15-1000	180						
TS-35-1000	180						
TS-35B01	179						
TS-35C	179						
TSC-S01	180						
TSC-S02	180						